Bank of Canada Review

JANUARY
1990

Revue de la Banque du Canada

JANVIER
1990

HG
2706
.A23
1990
Jan.

Bank of Canada Review

Revue de la Banque du Canada

BANK OF CANADA
LIBRARY
BIBLIOTHÈQUE
BANQUE DU CANADA

January 1990

3 Record of press releases

Charts and statistics

S1 INDEX TO CHARTS
S16 INDEX TO STATISTICAL TABLES
S20 Major financial and economic indicators
S24 Bank of Canada
S28 Chartered banks
S56 Other financial institutions
S70 Financial aggregates
S74 Financial markets
S87 Government of Canada
S101 General economic statistics
S116 Foreign exchange market and reserves
S119 Balance of payments and external trade
S131 Notes to the tables
S138 Articles and speeches: June 1989 to December 1989
S142 SUBJECT INDEX

Janvier 1990

3 Communiqués reproduits à titre documentaire

Graphiques et tableaux statistiques

S1 LISTE DES GRAPHIQUES
S16 LISTE DES TABLEAUX STATISTIQUES
S20 Principaux indicateurs financiers et économiques
S24 Banque du Canada
S28 Banques à charte
S56 Autres institutions financières
S70 Agrégats financiers
S74 Marchés financiers
S87 Gouvernement du Canada
S101 Statistiques économiques diverses
S116 Marché des changes et réserves de change
S119 Balance des paiements et commerce extérieur
S131 Notes relatives aux tableaux
S138 Articles et discours : De juin 1989 à décembre 1989
S142 INDEX DES SUJETS

This Review is published monthly under the direction of an Editorial Board which is responsible for the editorial content.

Members of the Editorial Board:
Paul Jenkins, Chairman
Roger Purdue, Editor
Bernard Bonin
Pierre Duguay
Vaughn O'Regan
David Rose
Donald Stephenson
Louise Vaillancourt-Châtillon
William White

Cette Revue est publiée mensuellement sous la direction d'un Comité de rédaction, auquel incombe la responsabilité des pages de rédaction.

Membres du Comité de rédaction :
Paul Jenkins, Président
Roger Purdue, Directeur de la rédaction
Bernard Bonin
Pierre Duguay
Vaughn O'Regan
David Rose
Donald Stephenson
Louise Vaillancourt-Châtillon
William White

Cover

Norway: Gold 20 kroner, 1910

Newly independent states typically issue coins which celebrate independence by emphasizing something particular to the nation or to its people. When the Kingdom of Norway achieved independence from Sweden on 26 October 1905, new designs were gradually introduced on all coin denominations from the bronze 1 ore to the gold 20 kroner – this month's cover coin.

Struck at the Kongsberg mint in Norway, this coin, dated 1910, portrays Norway's newly elected king, Haakon VII. On the reverse stands Norway's patron, Saint Olaf, holding a battle-axe and royal orb, all atop a creature representing Olaf's enemies. The design is surrounded by the legend *Olav Den Hellige*, or Olaf the Holy, and the denomination.

Saint Olaf, or Olaf II Haraldsson, was king of Norway from 1016-1028. He promoted Christianity among the largely pagan populace of his country, and he cultivated support among the nobles, to become one of Norway's first rulers with effective control over the entire country. In 1028 Canute, king of England and Denmark, invaded Norway and drove Olaf into exile. Two years later Olaf was killed at the battle of Stiklestad, attempting to recapture his country with Swedish aid. In 1031 Olaf was canonized. His feast day is celebrated on 29 July, the anniversary of his death.

About the size of a Canadian 25-cent piece, this coin forms part of the National Currency Collection, Bank of Canada. Photography by James Zagon, Ottawa.

Couverture

Norvège : Pièce d'or de 20 couronnes, 1910

La plupart des États accédant à l'indépendance émettent pour célébrer leur nouveau statut des pièces qui reflètent un trait particulier du pays ou de ses habitants. Lorsque le royaume de Norvège se sépara de celui de la Suède le 26 octobre 1905, il adopta graduellement de nouveaux motifs pour toutes ses pièces de monnaie, de la pièce de 1 øre en bronze à celle de 20 couronnes en or, dont le revers orne la couverture de la livraison de ce mois.

Frappée à l'atelier monétaire de Kongsberg, en Norvège, la pièce d'or de 20 couronnes porte le millésime 1910 et représente, à l'avers, le roi Haakon VII nouvellement intronisé. Au revers est reproduit le patron de la Norvège, saint Olav, tenant une hache d'armes dans une main et le globe, symbole de la souveraineté, dans l'autre. Il foule aux pieds une créature représentant ses ennemis. Autour du dessin figurent l'inscription *Olav Den Hellige*, ou Olav le Saint, et la coupure.

Saint Olav, ou Olav II Haraldsson, fut roit de Norvège de 1016 à 1028. Il tenta de convertir la population largement païenne de son pays au christianisme et sut s'assurer l'appui des nobles. Il devint ainsi l'un des premiers souverains de la Norvège à être effectivement maître du pays entier. En 1028, Canut, roi d'Angleterre et du Danemark, envahit la Norvège et exila Olav. Deux années plus tard, Olav fut tué à la bataille de Stiklestad dans sa tentative de reconquérir son pays avec l'appui de la Suède. Olav fut canonisé en 1031. Sa fête est célébrée le 29 juillet, jour anniversaire de sa mort.

La pièce reproduite en couverture est à peu près de la même dimension qu'une pièce canadienne de 25 cents. Elle fait partie de la Collection nationale de monnaies, Banque du Canada. Photographie : James Zagon, Ottawa.

Subscriptions

Canada and the United States: $10.00 (Canadian) per annum; all other countries: $12.00 (Canadian) per annum.
Public libraries, libraries of the Government of Canada and of Canadian provincial and municipal governments (including Crown corporations and agencies), libraries of Canadian and foreign educational institutions: one half of the regular rate.
Subscription rates include the cost of postage.
Reprints of articles are available at a price of $1.00 (Canadian) for 10 copies of any one article. Individual copies of the Review may be obtained at all Bank of Canada Agencies at a price of $1.00 (Canadian) per copy. Remittances should be made payable to the Bank of Canada.
Correspondence should be addressed to Bank of Canada Review
Publications Distribution
Secretary's Department
Bank of Canada
245 Sparks Street
Ottawa, Canada
K1A 0G9

The content of the Review may be reproduced or referred to provided that the Bank of Canada Review, with its date, is specifically quoted as the source.

CN ISSN 0045-1460

Abonnements

Canada et États-Unis : 1 an, 10 $ CAN; tous autres pays : 1 an, 12 $ CAN.
Bibliothèques publiques, bibliothèques du gouvernement canadien, des gouvernements provinciaux et municipaux du Canada (y compris celles des sociétés et agences de la Couronne), bibliothèques des établissements d'enseignement au Canada ou à l'étranger : demi-tarif pour les exemplaires expédiés sous un seul pli.
L'abonnement comprend les frais de port.
On pourra se procurer des tirés à part d'articles parus dans la Revue, au prix de 1 $ CAN le paquet de 10 exemplaires d'un même article.
On pourra également se procurer des exemplaires de la Revue à toutes les agences de la Banque du Canada, au prix de 1 $ CAN chacun.
Paiement à l'ordre de la Banque du Canada.
Adresser toute correspondance à : La Revue de la Banque du Canada
Diffusion de publications
Secrétariat
Banque du Canada
245, rue Sparks
Ottawa (Canada)
K1A 0G9

Reproduction autorisée à condition que la source – Revue de la Banque du Canada, mois et année – soit formellement indiquée.

CN ISSN 0045-1460

Record of press releases

Major press statements issued by the Bank of Canada and selected other official releases of related interest are published below.

Bank of Canada
2 January 1990

Bridge financing arrangement for Poland

The Bank of Canada, with the concurrence of the Minister of Finance, is participating in a short-term bridge financing arrangement for Poland. The operation, announced today by John W. Crow, Governor of the Bank, involves a total amount of U.S.$500 million, which is being provided to the Narodowy Bank Polski, Poland's central bank, by the monetary authorities of a group of industrial countries.

The Bank of Canada's share – U.S.$20 million – is being provided, as are the shares of a number of other central banks, with the co-operation of the Bank for International Settlements. The Bank of Canada has participated in a number of similar short-term bridge financing arrangements since 1982.

Communiqués reproduits à titre documentaire

On trouvera sous cette rubrique certains communiqués importants publiés par la Banque du Canada ou par d'autres organismes officiels.

Banque du Canada
le 2 janvier 1990

Octroi d'un crédit-relais à la Pologne

La Banque du Canada participe, avec le consentement du ministre des Finances, à une opération de financement visant à accorder un crédit-relais à court terme à la Pologne. Cette opération, annoncée aujourd'hui par le gouverneur de la Banque du Canada, M. John W. Crow, porte sur un montant global de 500 millions de dollars É.-U., qui sera fourni à la Norodowy Bank Polski, la banque centrale de la Pologne, par les autorités monétaires d'un groupe de pays industriels.

La part de la Banque du Canada, qui s'élève à 20 millions de dollars É.-U., de même que les parts d'un certain nombre d'autres banques centrales seront versées par l'entremise de la Banque des Règlements Internationaux. La Banque du Canada a participé à plusieurs opérations similaires de crédit-relais à court terme depuis 1982.

Charts

S2 Monetary aggregates and fiscal policy
S3 Chartered banks
S4 Interest rates
S6 Government of Canada direct and guaranteed securities outstanding
S7 Financing of governments and business
S8 National accounts
S9 Selected economic indicators
S10 Labour market
S12 Prices
S13 Incomes and costs
S14 External trade
S15 Canadian balance of international payments

Graphiques

S2 Agrégats monétaires et politique financière
S3 Banques à charte
S4 Taux d'intérêt
S6 Encours des titres émis ou garantis par le gouvernement canadien
S7 Financement des gouvernements et des entreprises
S8 Comptes nationaux
S9 Quelques indicateurs économiques
S10 Marché du travail
S12 Prix
S13 Revenus et coûts
S14 Commerce extérieur
S15 Balance canadienne des paiements

Symbols used in charts and tables

A arithmetic scale
L logarithmic scale
E estimated
P preliminary
R revised
N not available
C corrected

Owing to the rounding of figures, components may not always add to the totals shown. A horizontal rule in the body of the table indicates either a break in the series or that the earlier figures are available only at a more aggregated level.

Abréviations utilisées dans les graphiques et les tableaux

A Échelle arithmétique
L Ordonnées logarithmiques
E Estimations
P Chiffres provisoires
R Chiffres révisés
N Chiffres non disponibles
C Chiffres corrigés

Du fait que les chiffres sont arrondis, l'addition des éléments d'un tableau ne correspond pas toujours exactement au total indiqué. Une ligne horizontale dans le corps d'un tableau indique soit qu'il y a une rupture dans une série, soit que les données des périodes antérieures n'existent que sous une forme plus agrégée.

Monetary aggregates
Agrégats monétaires

Seasonally adjusted—monthly average of Wednesdays
Données désaisonnalisées—Moyenne mensuelle des mercredis

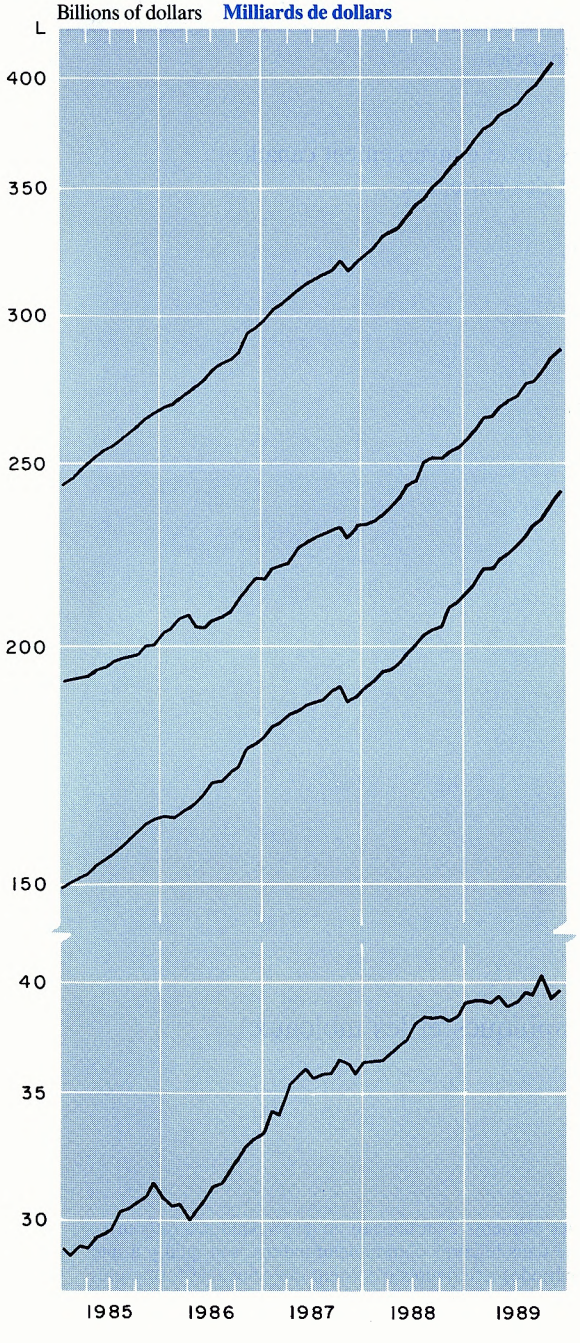

M2 plus deposits at trust and mortgage loan companies, and deposits and shares at caisses populaires and credit unions (M2+)
M2 plus les dépôts dans les sociétés de fiducie ou de prêt hypothécaire et les dépôts et parts sociales tenus dans les caisses populaires et les *credit unions* (M2+)

M2 plus non-personal fixed-term deposits of residents booked in Canada (M3)
M2 plus les dépôts à terme fixe autres que ceux des particuliers et les dépôts en monnaies étrangères comptabilisés au Canada au nom des résidents (M3)

M1 plus personal savings deposits and non-personal notice deposits (M2)
M1 plus les dépôts d'épargne des particuliers et les dépôts à préavis autres que ceux des particuliers (M2)

Currency and demand deposits (less private sector float) excluding Government of Canada deposits (M1)
Monnaie et dépôts à vue, effets du secteur privé en cours de compensation et dépôts du gouvernement canadien exclus (M1)

Government of Canada fiscal position
Trésorerie du gouvernement canadien

Twelve months ending
Périodes de douze mois

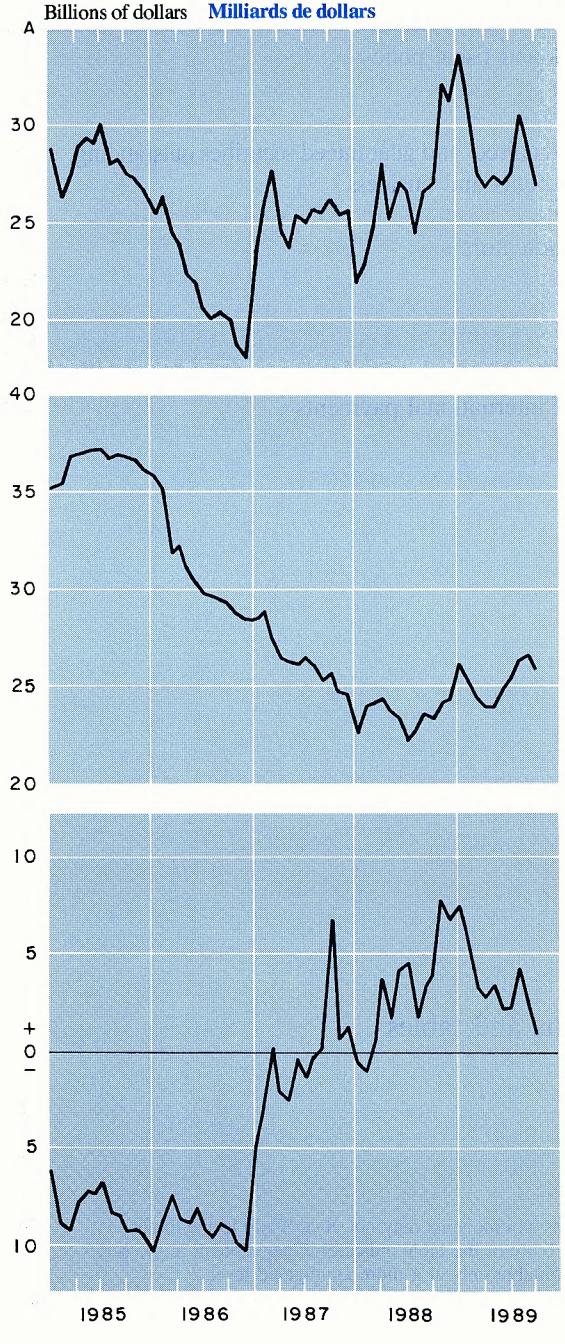

Total net financing requirement
Ensemble des besoins nets de financement

Budgetary deficit (+) or surplus (−)
Déficit (+) ou excédent (−) budgétaire

Non-budgetary requirement including foreign exchange
Besoins non budgétaires, y compris les besoins en monnaies étrangères

Canadian dollar major assets
Principaux avoirs en dollars canadiens

Seasonally adjusted—monthly average of Wednesdays
Données désaisonnalisées—Moyenne mensuelle des mercredis

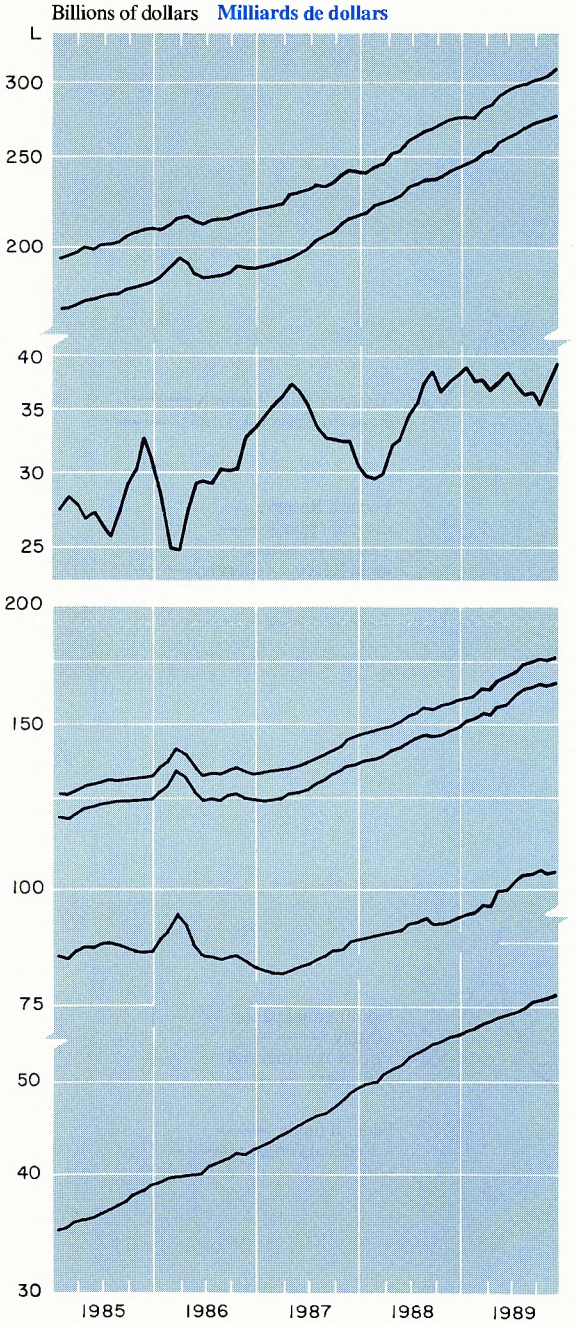

Total
Total

Less liquid
Canadian dollar assets
Avoirs
de seconde liquidité
en dollars canadiens

Canadian dollar liquid assets
Avoirs liquides
en dollars canadiens

Total Canadian
dollar loans
Ensemble des prêts
en dollars canadiens

General loans
Prêts généraux

Business loans
Prêts aux entreprises

Personal loans
Prêts aux particuliers

Canadian liquid assets and net foreign assets
Avoirs liquides canadiens et avoirs nets en monnaies étrangères

Not seasonally adjusted—monthly average of Wednesdays
Données non désaisonnalisées—Moyenne mensuelle des mercredis

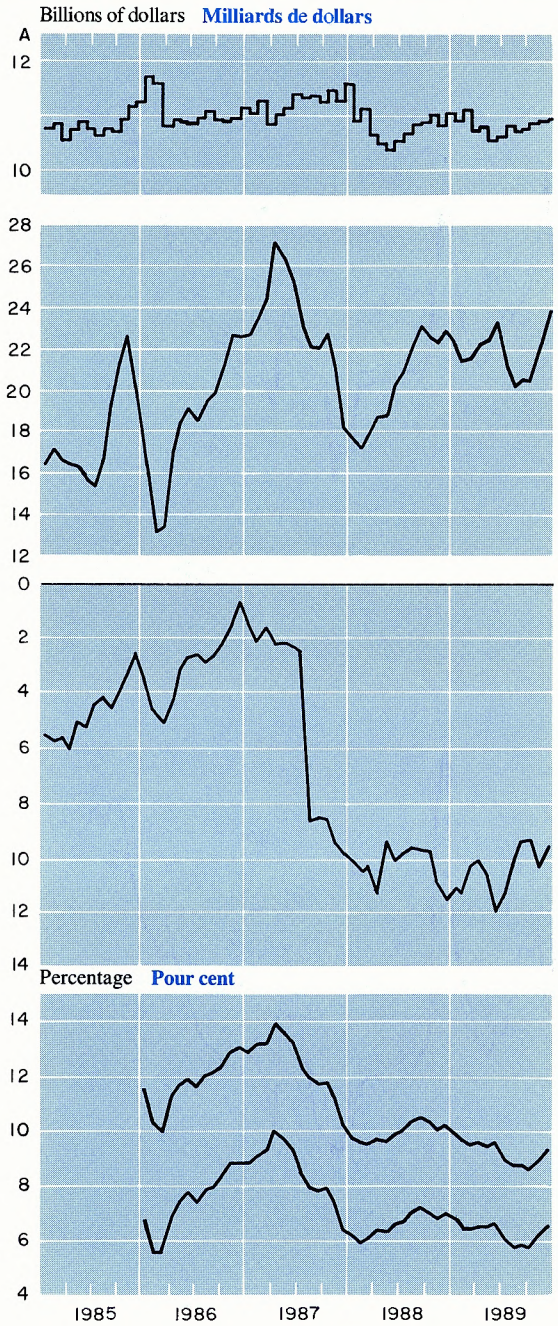

Required cash and
secondary reserves
Réserves-encaisse
et réserves secondaires :
Minimum obligatoire

"Free" Canadian dollar
liquid assets[1]
Avoirs liquides « libres »
en dollars canadiens[1]

Net foreign currency assets
Avoirs nets en monnaies étrangères

Canadian dollar liquid assets as a percentage of total Canadian dollar assets[1]
Ratio : Avoirs liquides en dollars canadiens/Ensemble des avoirs en dollars canadiens[1]

"Free" Canadian dollar liquid assets as a percentage of total Canadian dollar assets[1]
Ratio : Avoirs liquides « libres » en dollars canadiens/Ensemble des avoirs en dollars canadiens[1]

[1] Excluding assets held at investment dealer subsidiaries
[1] À l'exclusion des avoirs des filiales de courtage en valeurs mobilières

Canadian-U.S. money market rates
Taux du marché monétaire au Canada et aux États-Unis

Monthly Données mensuelles

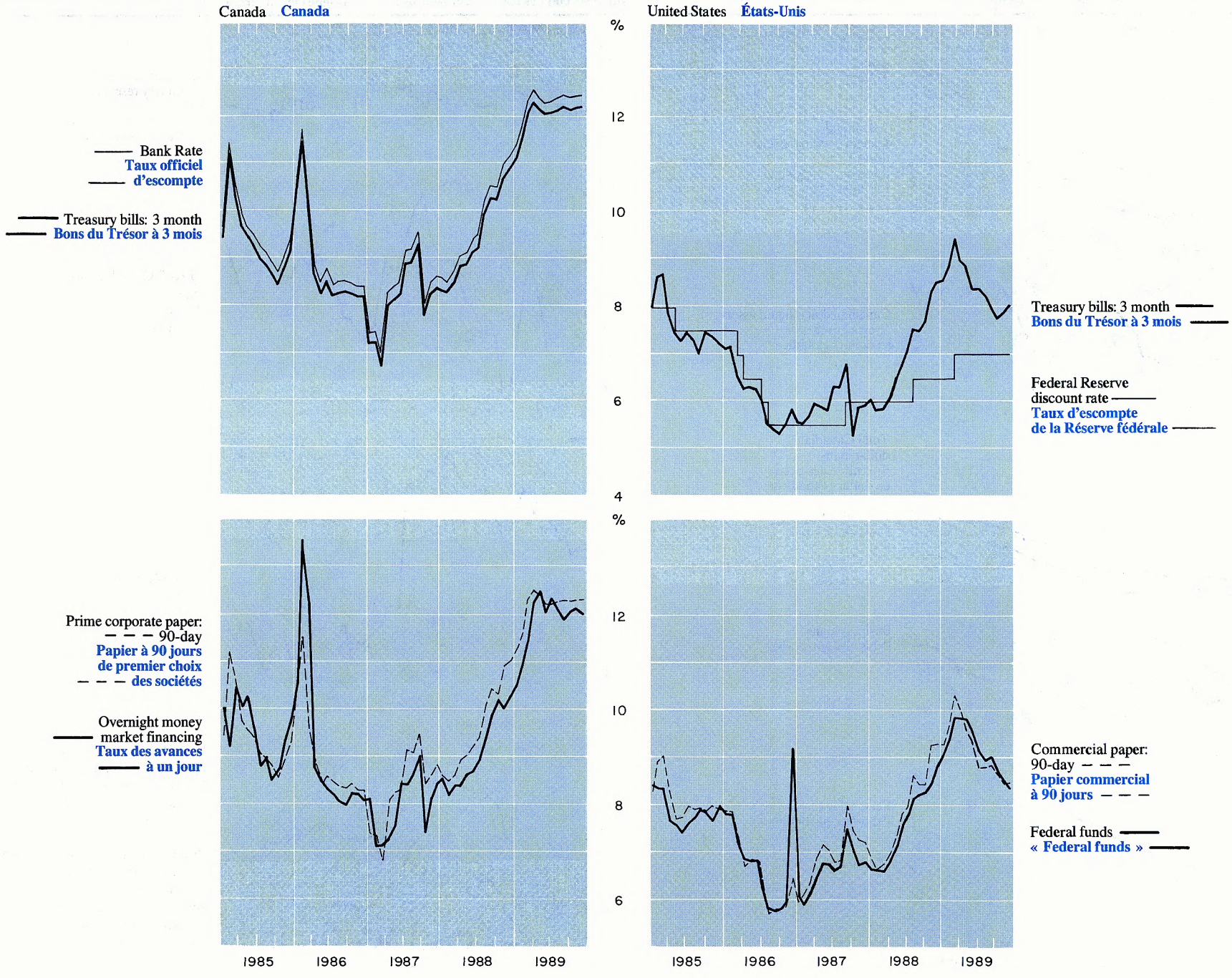

Short-term (90-day) rates
Taux d'intérêt à court terme (90 jours)

Monthly Données mensuelles

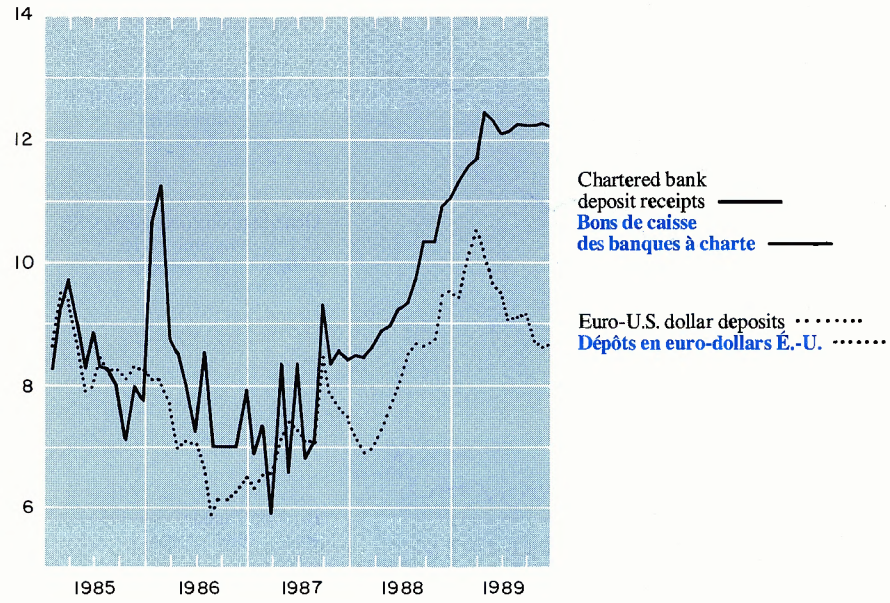

Government of Canada bond yields (average)
Taux de rendement moyens des obligations du gouvernement canadien

Monthly Données mensuelles

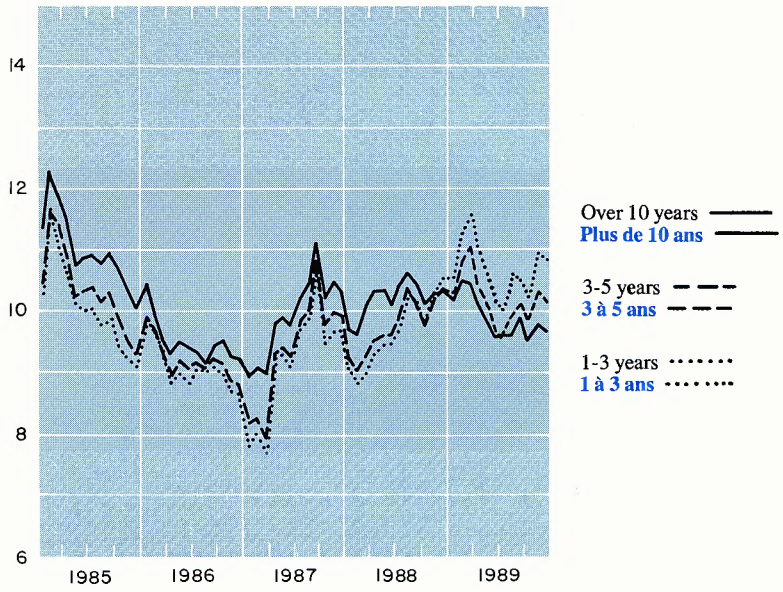

Other rates: Canada
Autres taux pratiqués au Canada

Monthly Données mensuelles

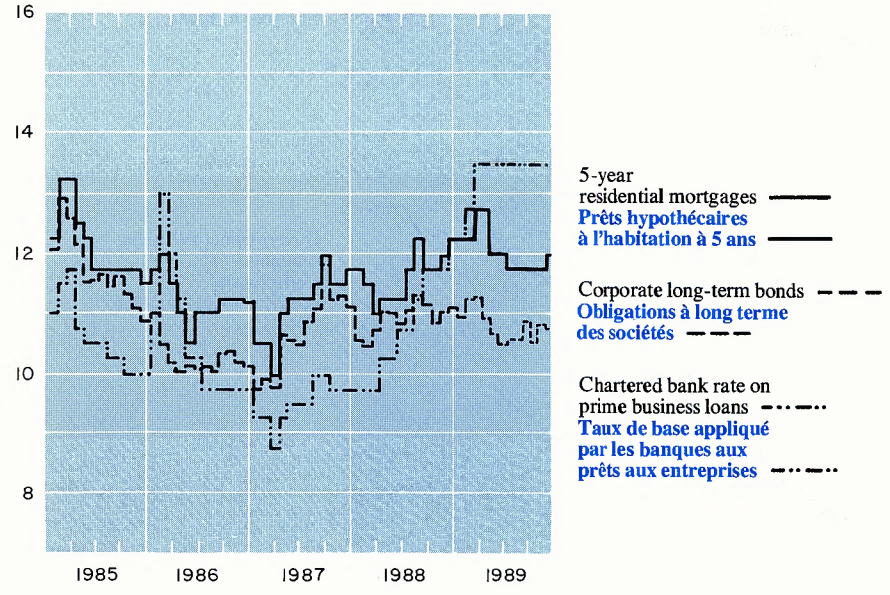

Long-term bond yields: Selected issues of Canadian and U.S. governments
Taux de rendement de quelques titres à long terme des gouvernements canadien et américain

Monthly Données mensuelles

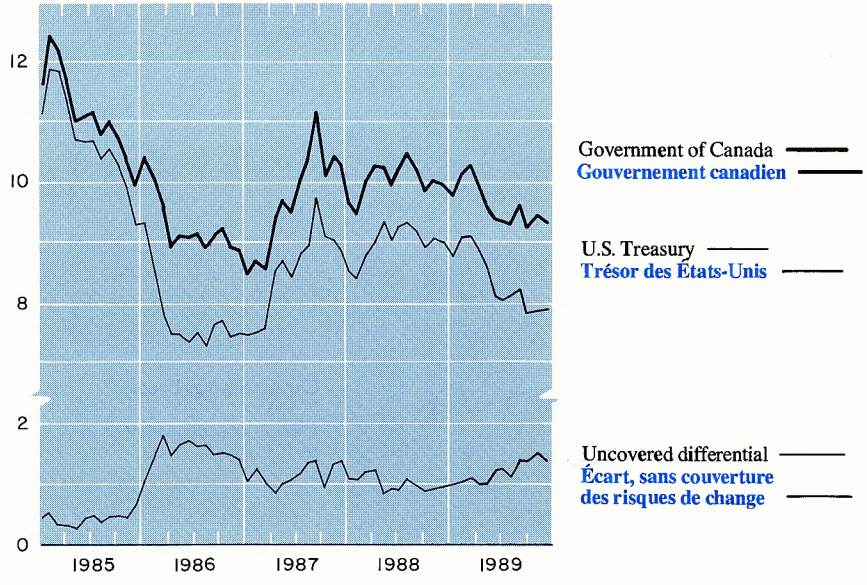

Government of Canada direct and guaranteed securities outstanding
Encours des titres émis ou garantis par le gouvernement canadien

Type of issue
Catégories de titres

Month-end En fin de mois

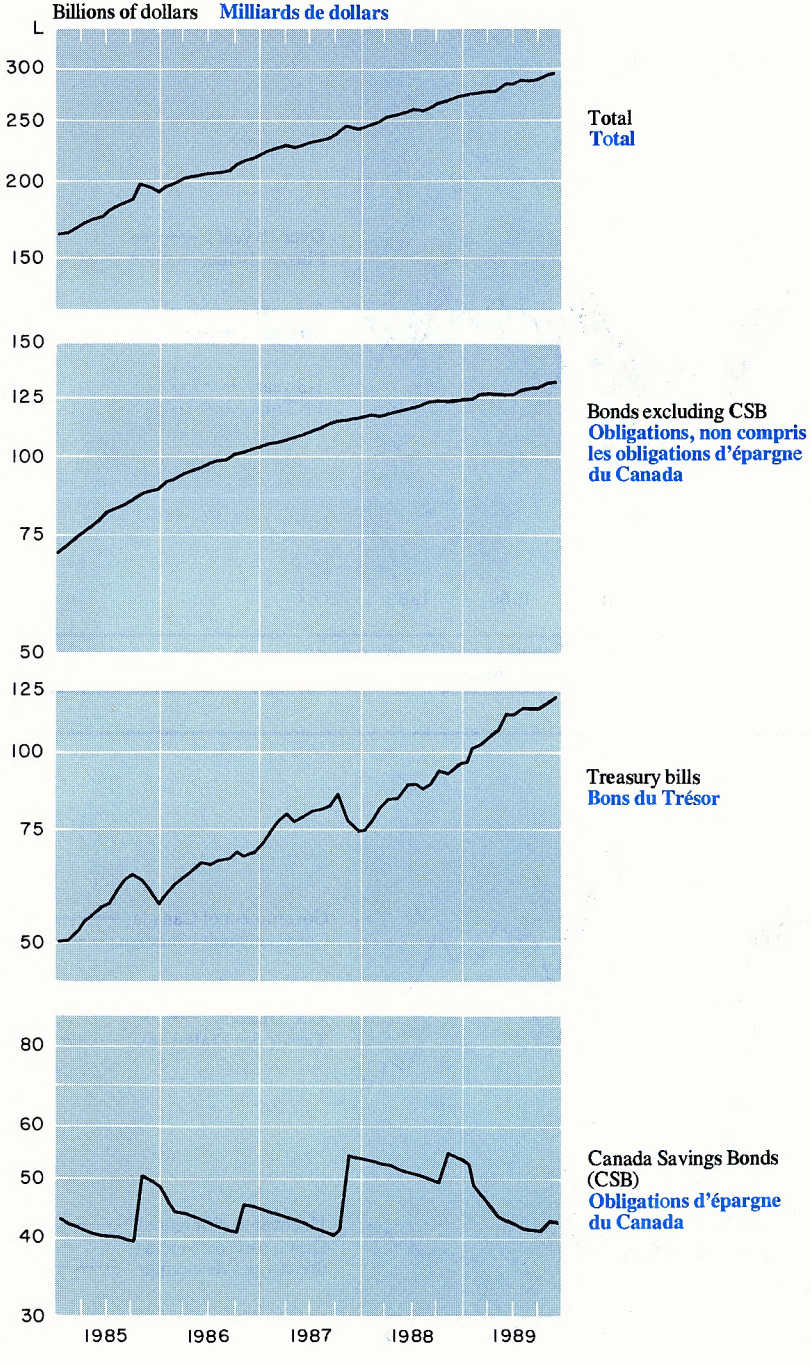

Type of holder
Catégories de détenteurs

Month-end En fin de mois

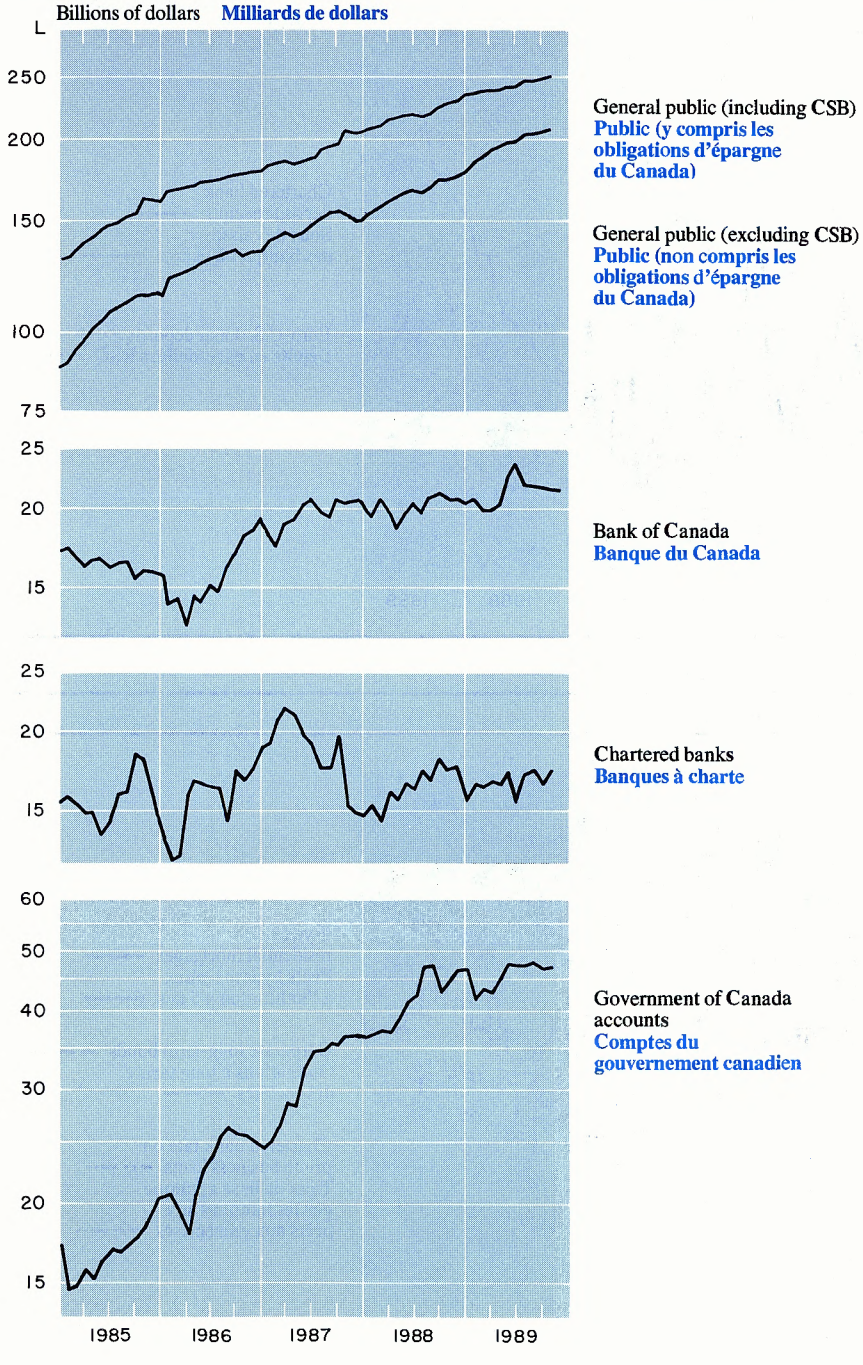

Quarterly and four-quarter moving average
Données trimestrielles et moyennes mobiles sur quatre trimestres

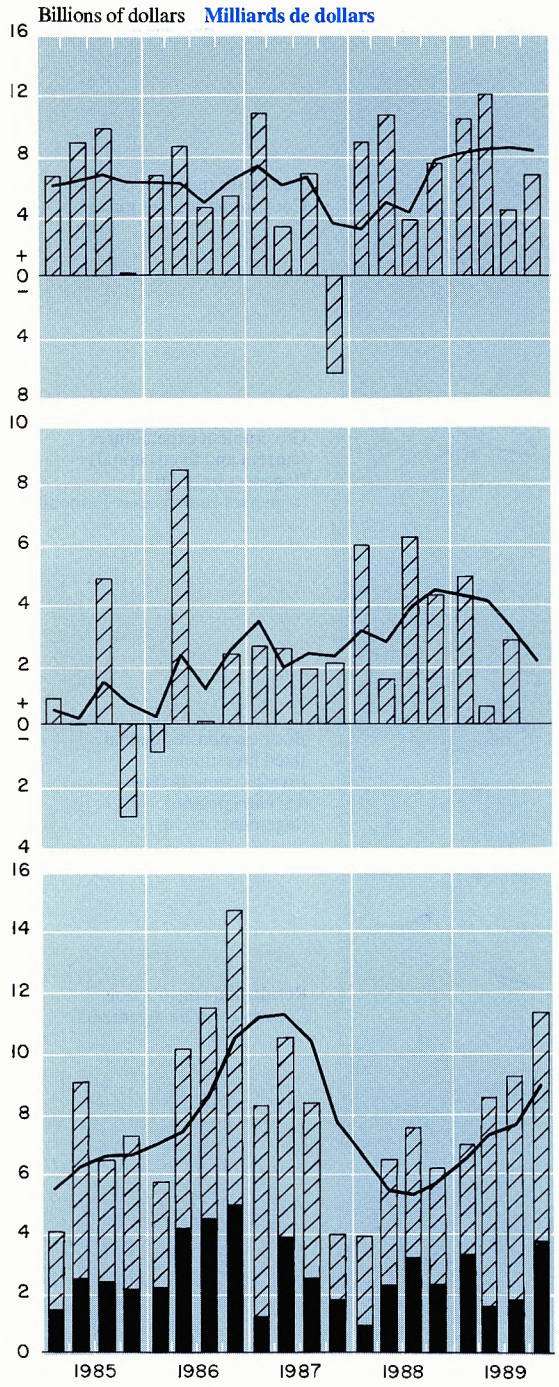

Government of Canada:
Net new issues
of marketable securities
(excluding CSB)
Gouvernement canadien :
Émissions nettes
de titres négociables
(non compris les
obligations d'épargne
du Canada)

Corporate short-term paper,
including bankers' acceptances:
Change in amount outstanding
Variation de l'encours du
papier à court terme des sociétés,
acceptations bancaires comprises

Provinces, municipalities,
corporations and
other institutions:
Net new issues of securities
(excluding CPP)
Émissions nettes des provinces,
munieipalités, sociétés
et autres institutions
(non compris les titres
souscrits par le Régime de
pensions du Canada)

Canadian pay
Titres
en dollars canadiens
Foreign pay
Titres en monnaies
étrangères

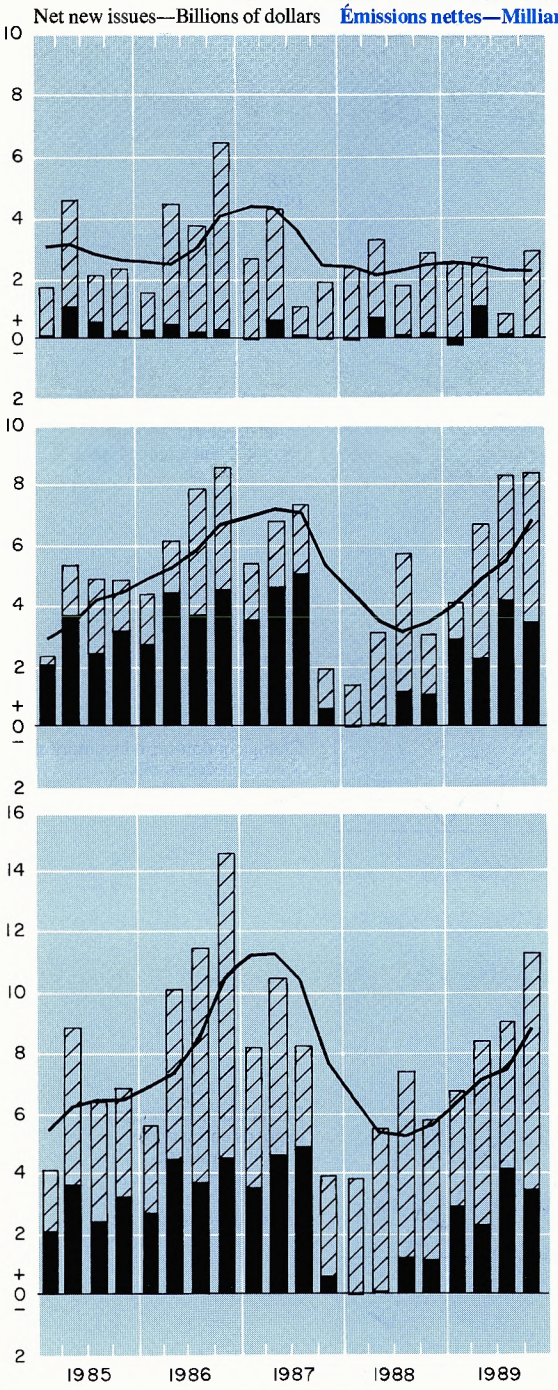

Provinces and municipalities
(including Canada
Pension Plan)
Provinces et municipalités
(y compris les titres souscrits
par le Régime de pensions
du Canada)

Other
Autres
CPP
Régime de pensions
du Canada

Corporations, private institutions
and non-resident borrowers
Sociétés, autres institutions
du secteur privé et non-résidents

Bonds **Obligations**
Stocks **Actions**

Provinces, municipalities,
corporations and other institutions
(excluding CPP)
Provinces, municipalités,
sociétés et autres institutions
(non compris les titres
souscrits par le Régime de
pensions du Canada)

Bonds **Obligations**
Stocks **Actions**

Gross domestic product
Produit intérieur brut

Seasonally adjusted at annual rates **Données désaisonnalisées, chiffres annuels**

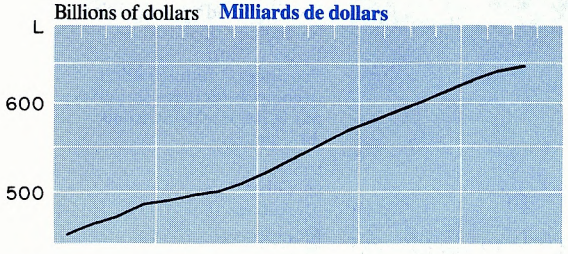

GDP
PIB

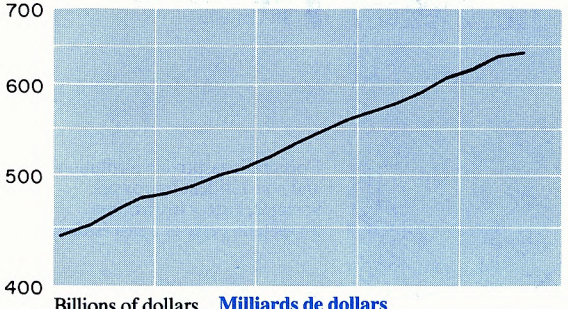

Final domestic demand
Demande intérieure finale

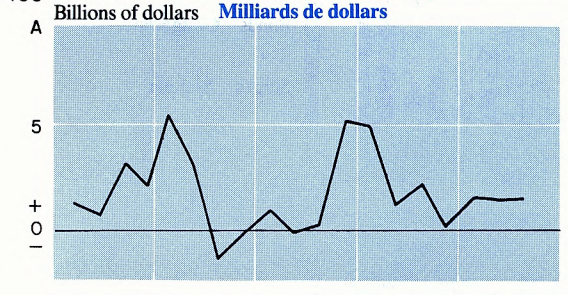

Change in non-farm inventories
Variation des stocks (agriculture exclue)

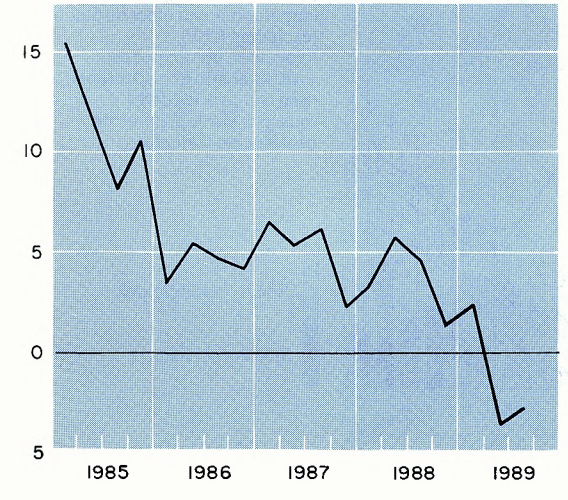

Balance on transactions in goods and services with non-residents
Solde des échanges de biens et de services avec les non-résidents

Final domestic demand components
Composantes de la demande intérieure finale

Seasonally adjusted at annual rates **Données désaisonnalisées, chiffres annuels**

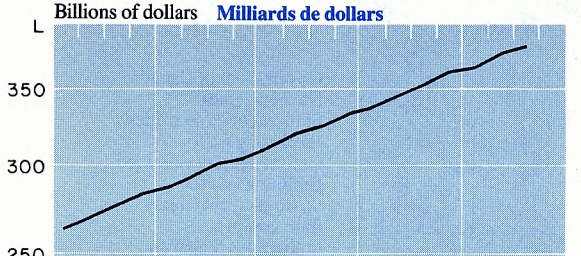

Personal expenditures
Consommation des ménages

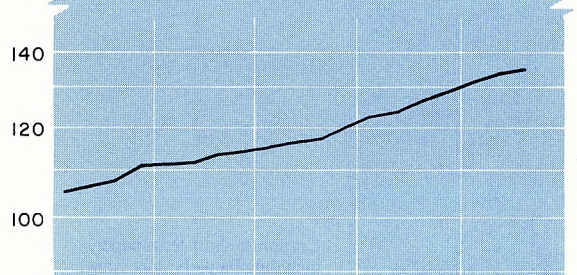

Government expenditures (current and fixed capital)
Dépenses publiques (dépenses courantes et immobilisations)



Business non-residential fixed investment
Investissements fixes des entreprises (logements exclus)

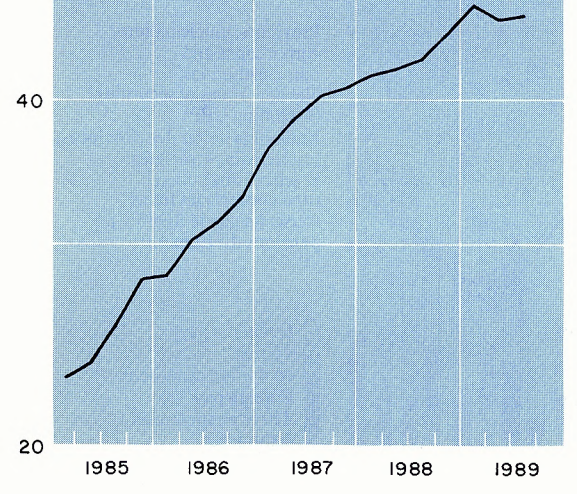

Residential construction
Construction de logements

Production and retail sales
Production et ventes au détail

Seasonally adjusted **Données désaisonnalisées**

Billions of 1981 dollars **Milliards de dollars de 1981**

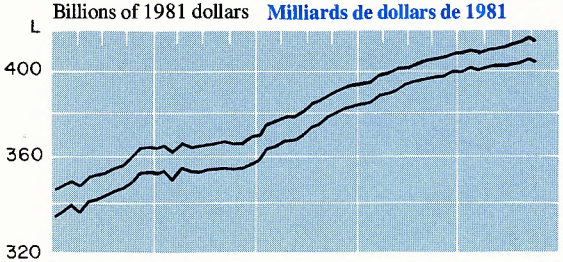

GDP by industry
PIB par branche d'activité

Gross domestic product (excluding agriculture) —monthly series
Produit intérieur brut (agriculture exclue) —séries mensuelles

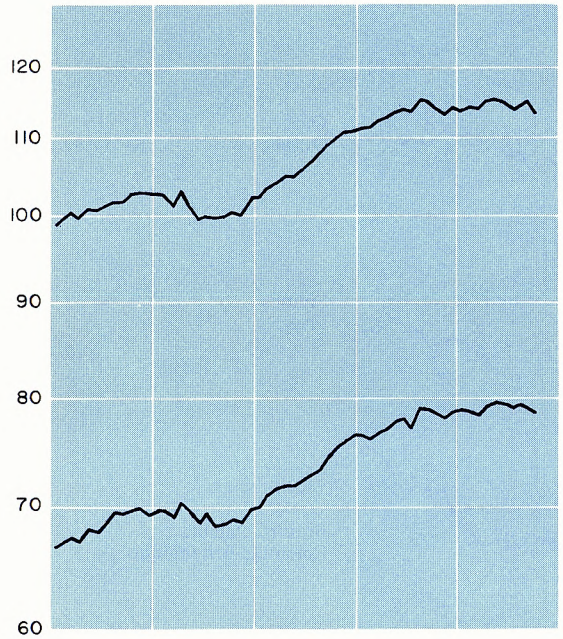

Industrial production
Production industrielle

Manufacturing production
Production manufacturière

Billions of dollars **Milliards de dollars**

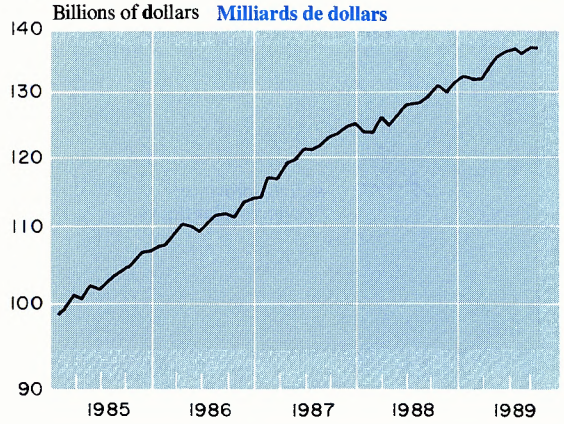

Retail trade (excluding all cars)
Commerce de détail (véhicules automobiles exclus)

Other indicators
Autres indicateurs

Seasonally adjusted **Données désaisonnalisées**

Billions of dollars **Milliards de dollars**

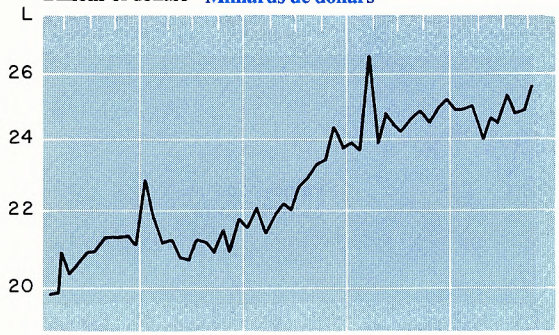

Manufacturers' new orders
Nouvelles commandes reçues par les fabricants

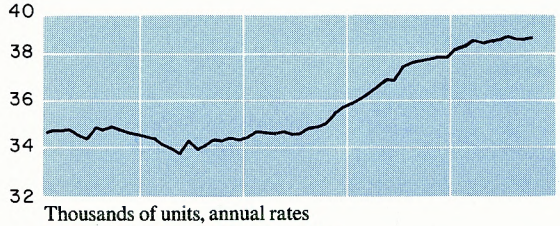

Manufacturers' owned inventories (at month-end)
Stocks des fabricants (en fin de mois)

Thousands of units, annual rates
Milliers d'unités, chiffres annuels

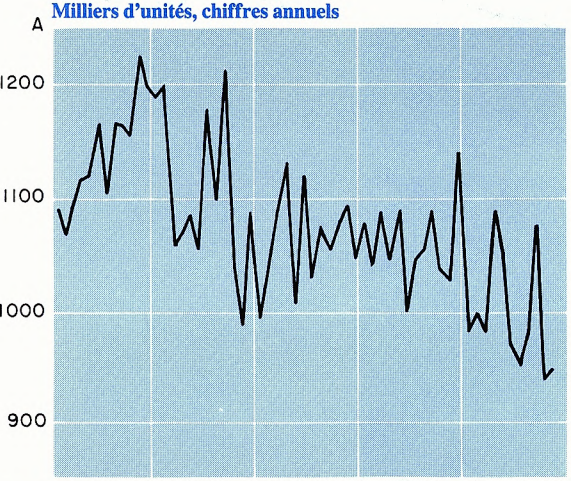

Total new passenger car sales
Ventes de voitures particulières neuves

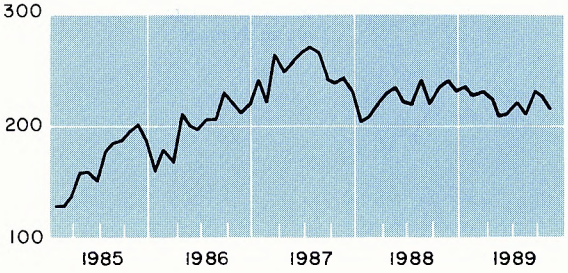

Total housing starts
Logements mis en chantier

Labour force status of the population
Répartition de la population active

Seasonally adjusted **Données désaisonnalisées**

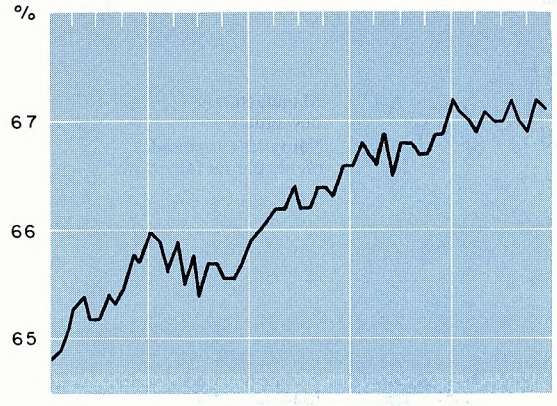

Participation rate
Taux d'activité

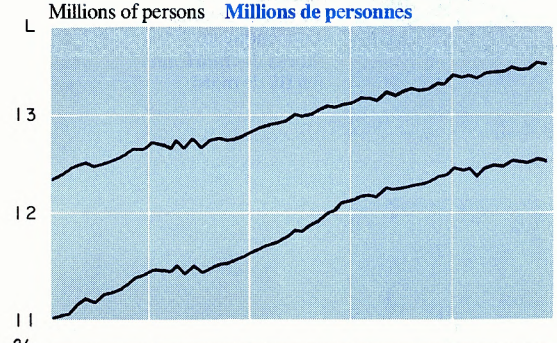

Civilian labour force
Population active civile

Total employed
Personnes ayant nn emploi

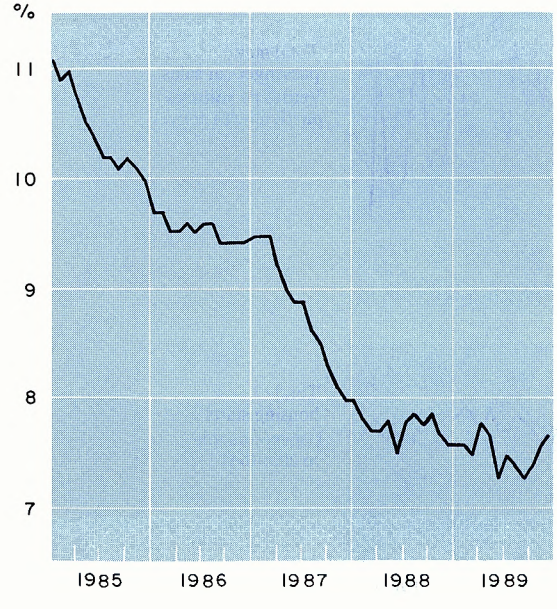

Unemployment rate
Taux de chômage

Regional employment
Emploi par région

Seasonally adjusted **Données désaisonnalisées**

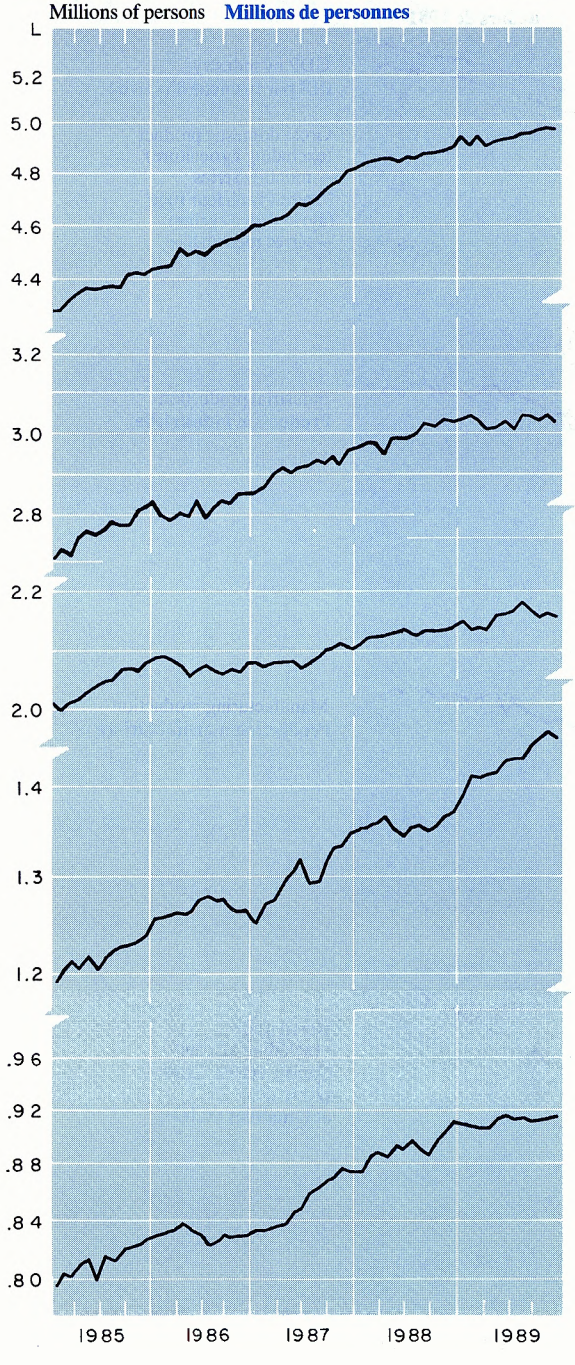

Ontario
Ontario

Quebec
Québec

Prairies
Prairies

British Columbia
Colombie-Britannique

Atlantic provinces
Provinces atlantiques

Labour force participation rates
Taux d'activité

Seasonally adjusted Données désaisonnalisées

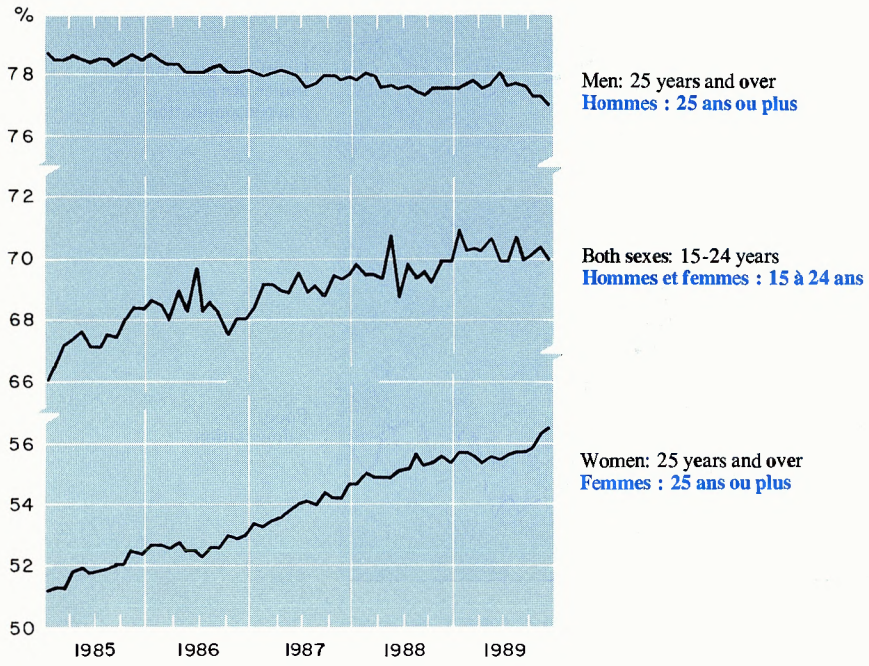

Unemployment rates
Taux de chômage

Seasonally adjusted Données désaisonnalisées

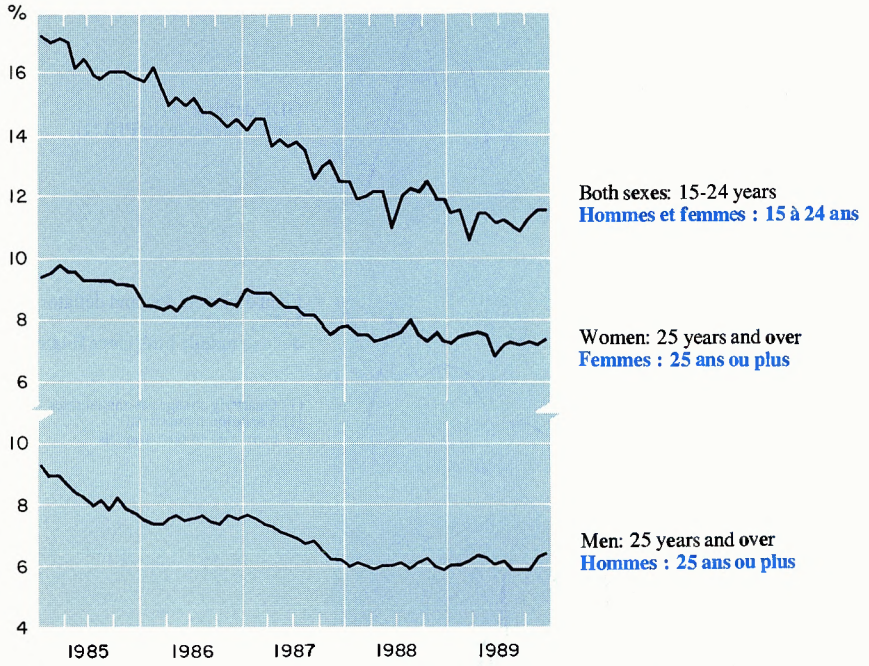

Regional unemployment rates
Taux de chômage par région

Seasonally adjusted Données désaisonnalisées

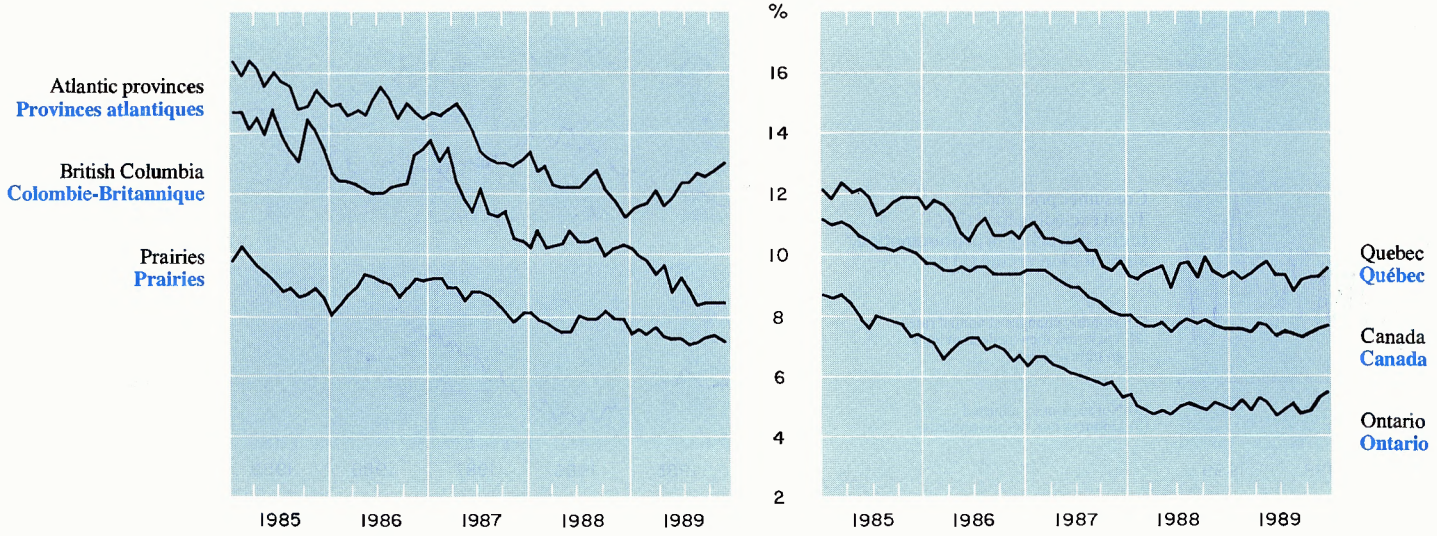

Aggregate measures
Évolution des agrégats

Seasonally adjusted **Données désaisonnalisées**

Annual rate of change **Taux annuel de variation**

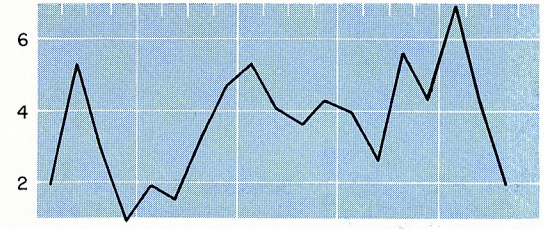

GDP deflator (1)
Indice implicite du PIB (1)

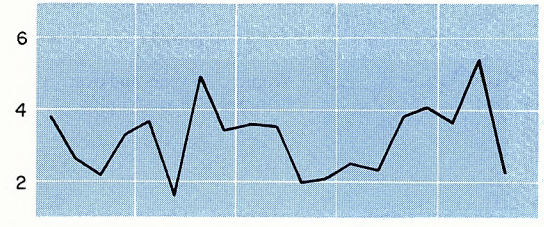

Final domestic demand deflator (1)
Indice implicite de la demande intérieure finale (1)

(1) Quarterly changes at annual rates
(1) Variation trimestrielle exprimée en taux annuels

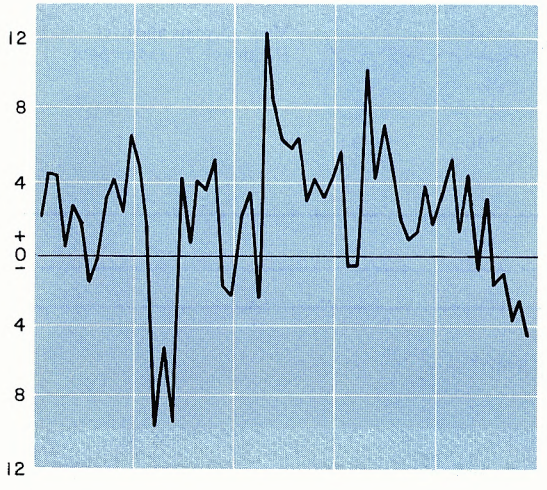

Industrial product price index (2)
Indice des prix des produits industriels (2)

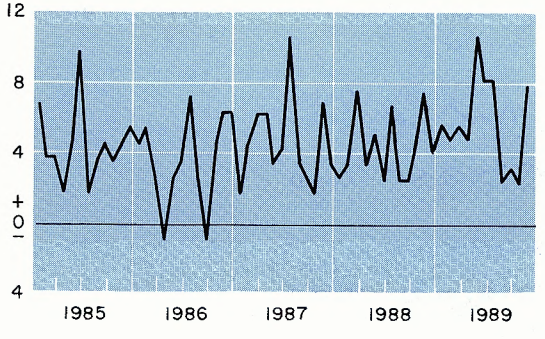

Consumer price index:
Total excluding food (2) (3)
Indice des prix à la consommation, alimentation exclue (2) (3)

(2) Monthly changes at annual rates
(2) Variation mensuelle exprimée en taux annuels

(3) Not seasonally adjusted
(3) Données non désaisonnalisées

Consumer price index components
Composantes de l'indice des prix à la consommation

Not seasonally adjusted **Données non désaisonnalisées**

Change, 12 months ending **Variation, périodes de 12 mois**



Consumer price index
Indice des prix à la consommation

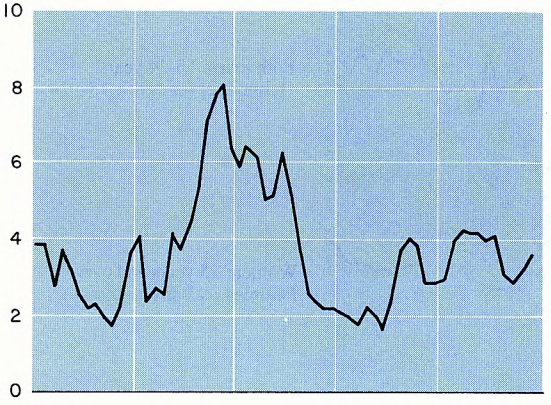

Food
Alimentation

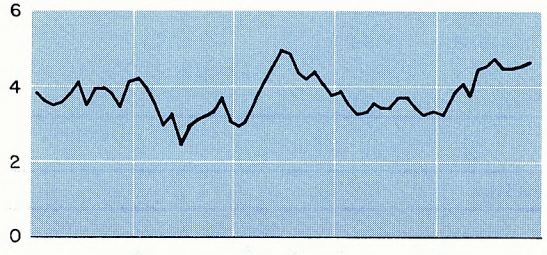

Goods
Biens



Services
Services

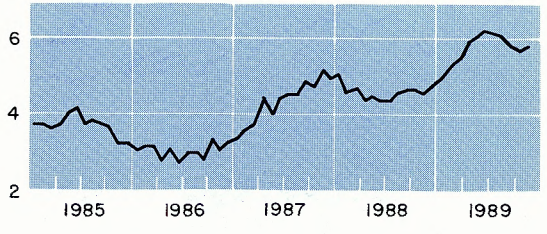

Shelter
Logement

Wages and profits
Salaires et bénéfices

Seasonally adjusted **Données désaisonnalisées**

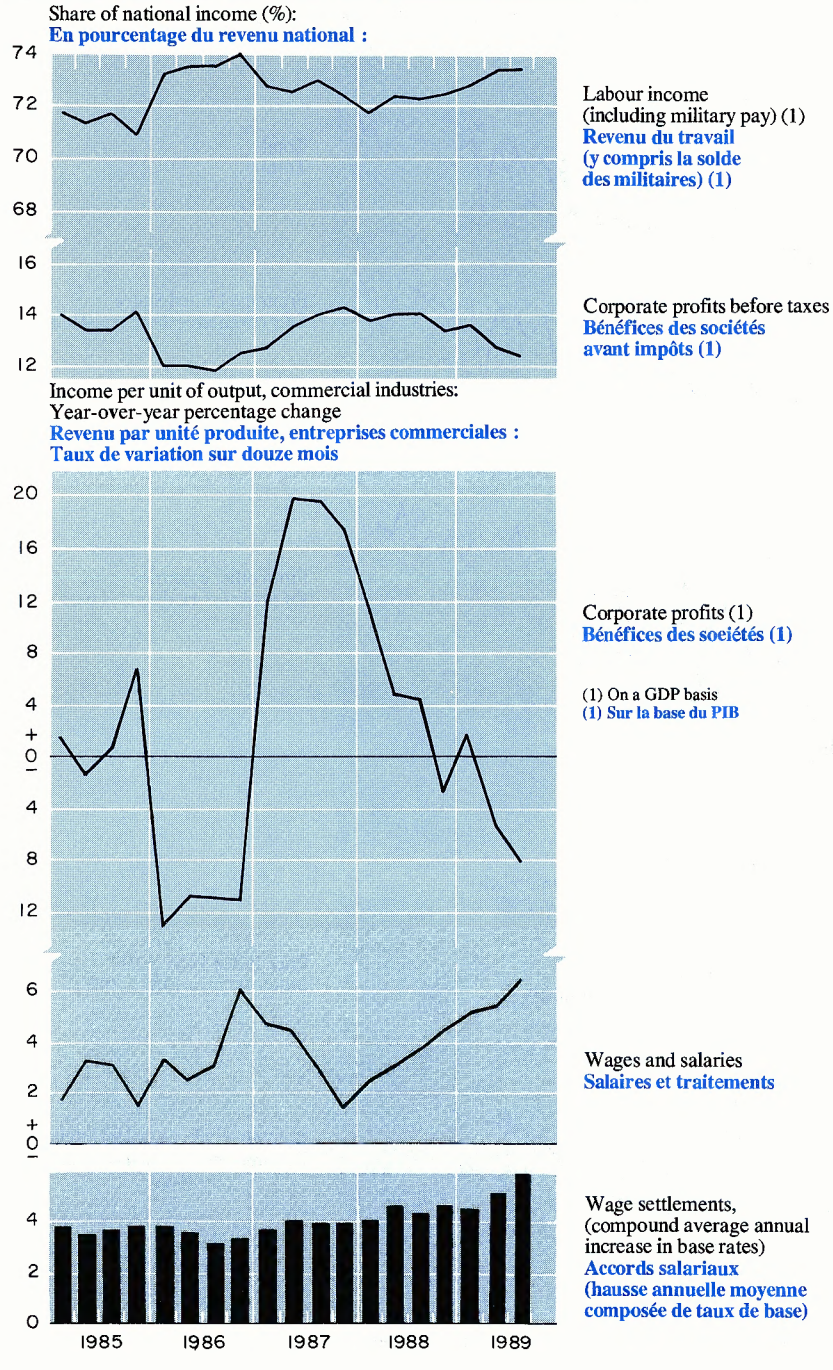

(1) On a GDP basis
(1) Sur la base du PIB

Industry prices and raw materials prices
Prix dans l'industrie et prix des matières premières

Not seasonally adjusted **Données non désaisonnalisées**

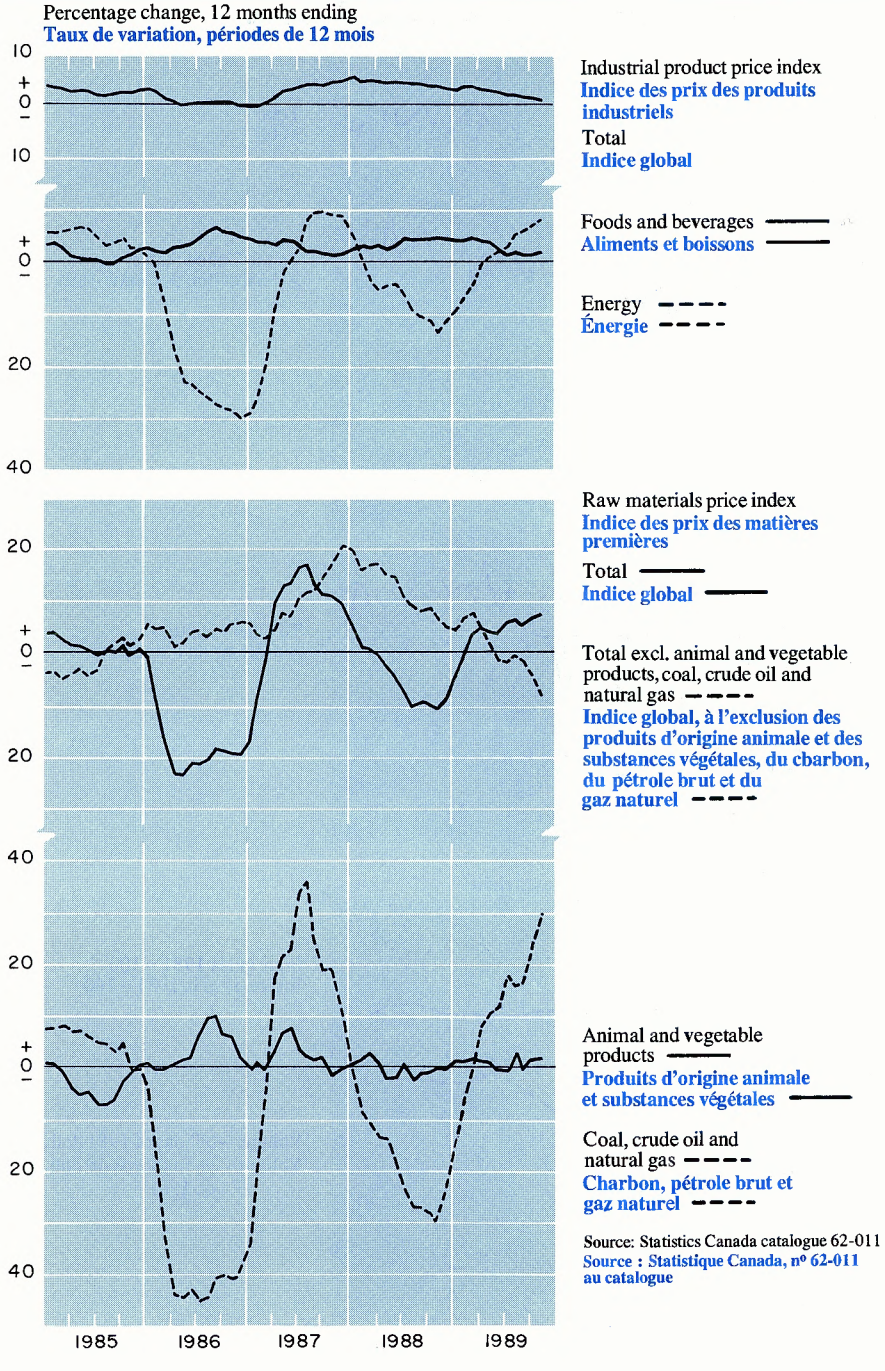

Source: Statistics Canada catalogue 62-011
Source : Statistique Canada, nº 62-011 au catalogue

Merchandise exports
Exportations

Seasonally adjusted at annual rates Données désaisonnalisées, chiffres annuels

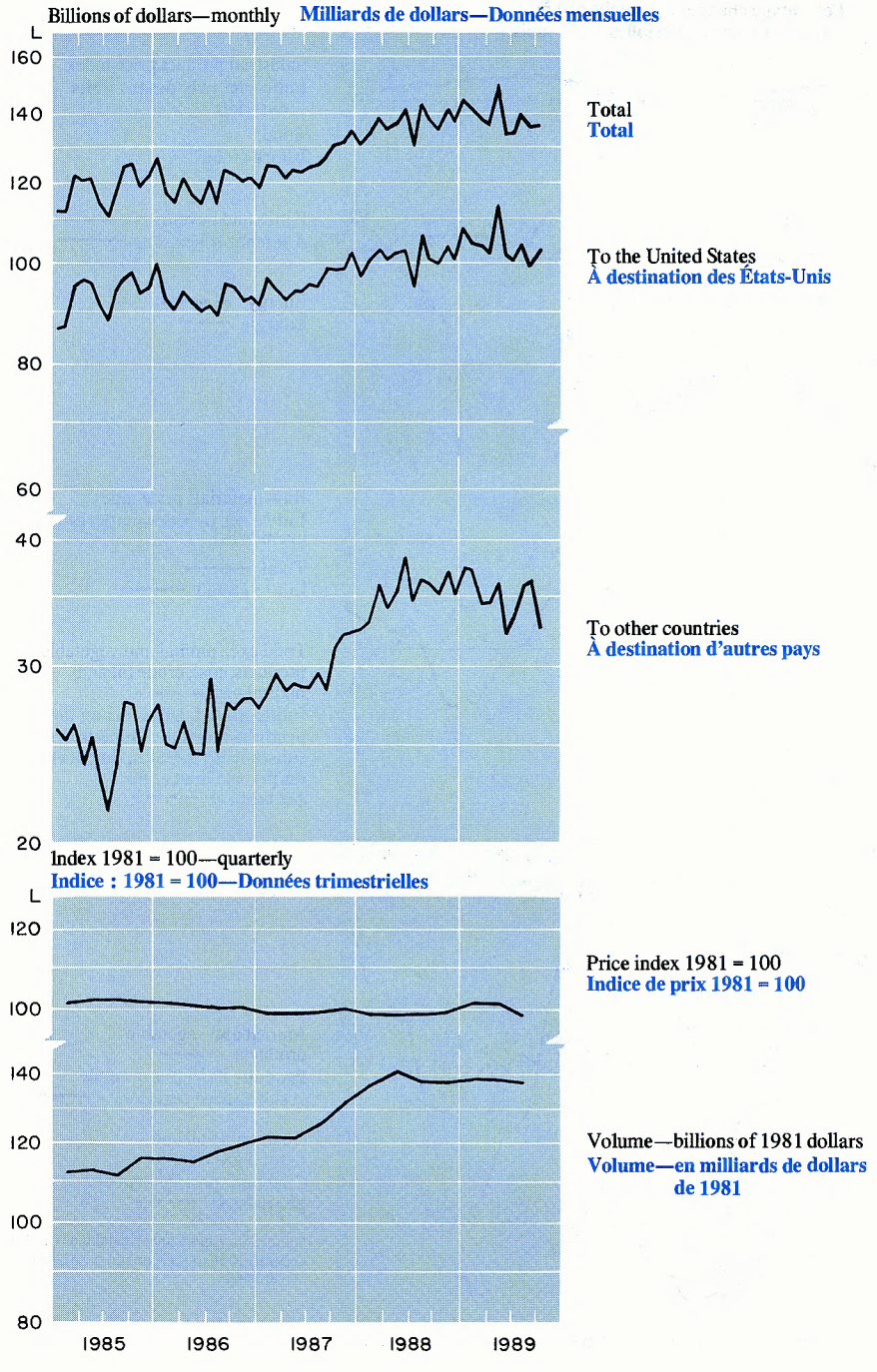

Merchandise imports
Importations

Seasonally adjusted at annual rates Données désaisonnalisées, chiffres annuels

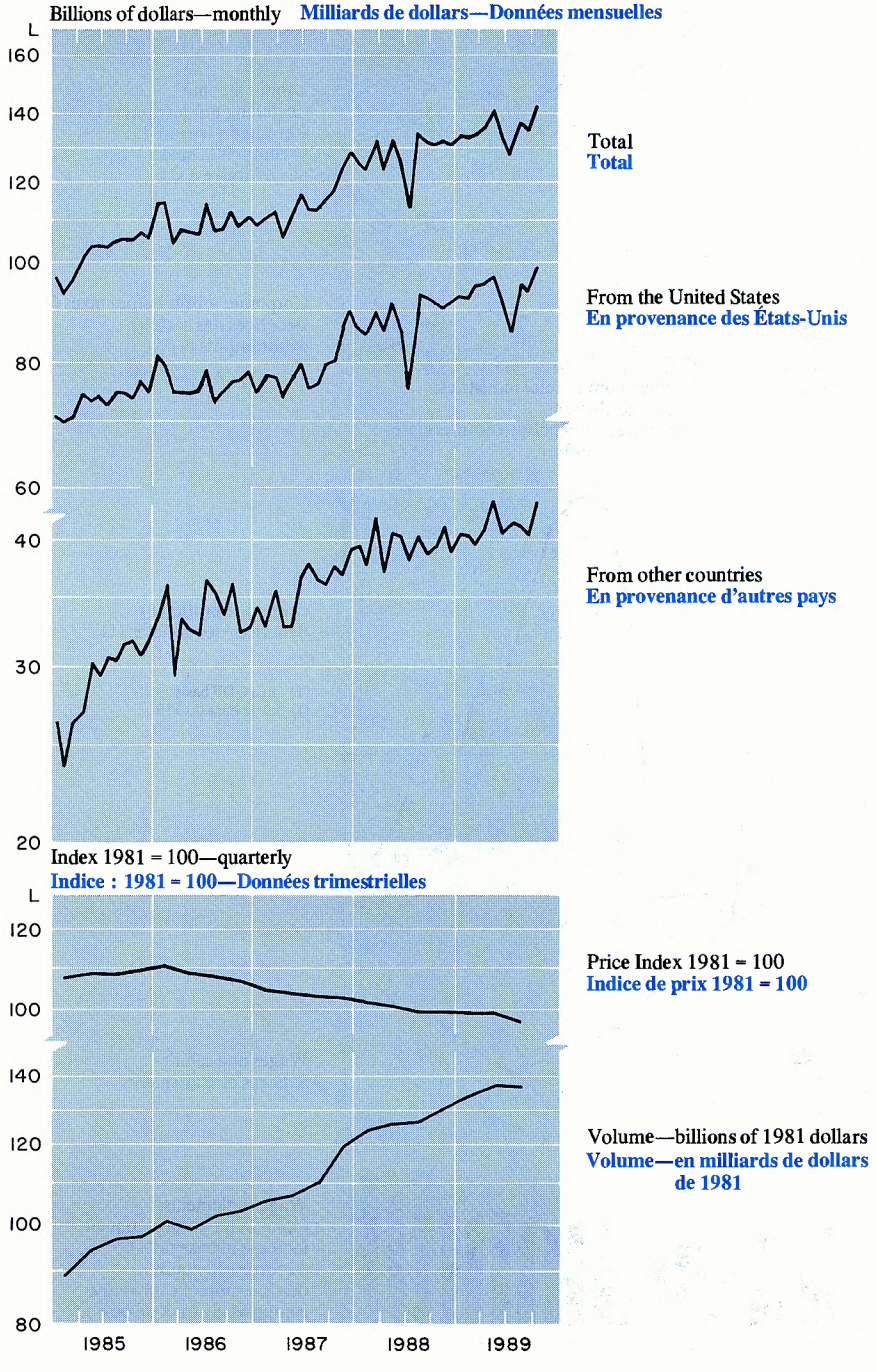

Current account
Balance des paiements courants

Seasonally adjusted at annual rates Données désaisonnalisées, chiffres annuels

Billions of dollars—quarterly Milliards de dollars—Données trimestrielles

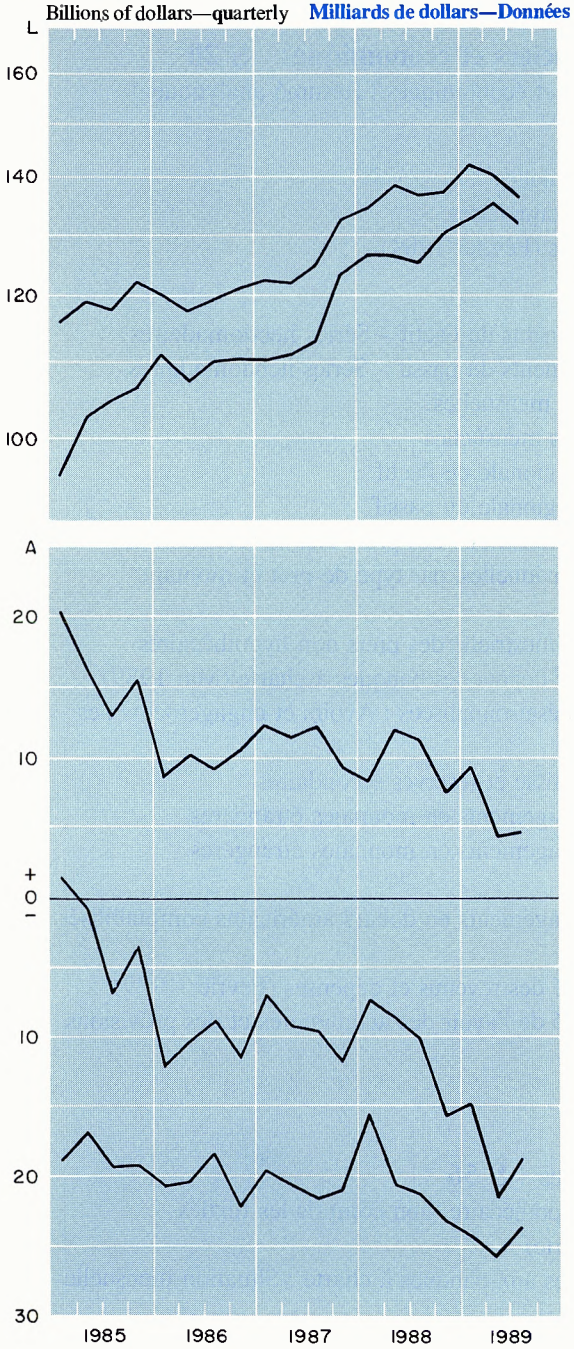

Merchandise exports
Exportations

Merchandise imports
Importations

Merchandise trade balance
Solde de la balance commerciale

Current account balance
Solde de la balance des paiements courants

Balance on non-merchandise trade
Solde de la balance des invisibles

Capital account and exchange rate
Balance des capitaux et cours du change

Not seasonally adjusted Données non désaisonnalisées

Billions of dollars—quarterly Milliards de dollars—Données trimestrielles

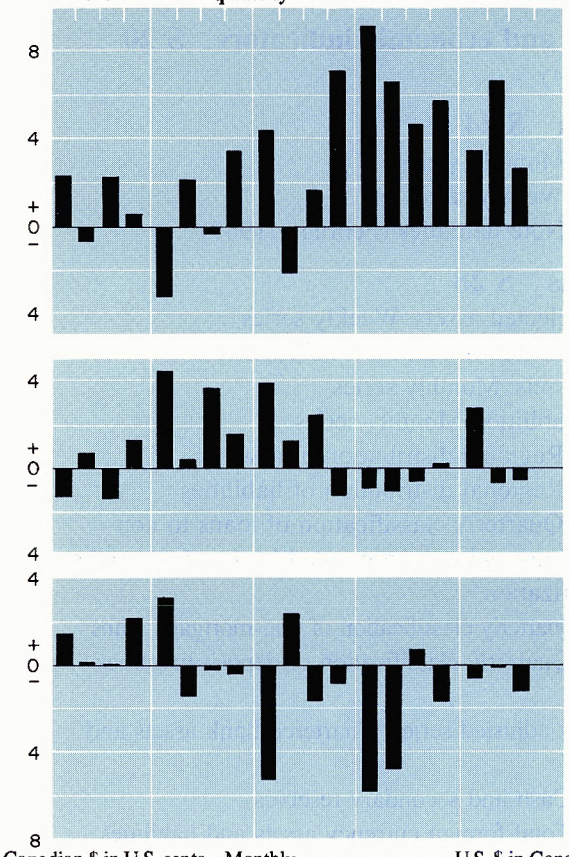

Bank related, money market and outstanding bond transactions
Transactions concernant les banques, le marché monétaire et les obligations en circulation

Other non-official capital movements
Autres mouvements de capitaux non officiels

Net official financing
Financement officiel en termes nets

Canadian $ in U.S. cents—Monthly
$ canadien en cents É.-U.—Données mensuelles

U.S. $ in Canadian cents
$ É-U. en cents canadiens

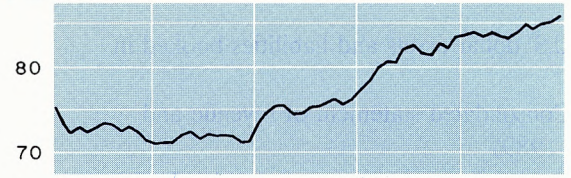

Spot exchange rate
—average noon rate
Cours du change au comptant :
Moyenne des cours à midi

Index of Canadian $ against G-10 countries
Indice des cours du dollar canadien vis-à-vis des devises du G-10

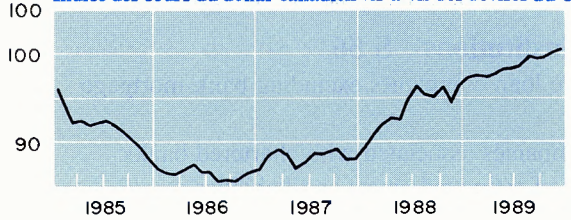

Index 1971=100
(Increases indicate Canadian dollar appreciation)
Indice 1971=100
(Les augmentations indiquent une appréciation du cours du dollar canadien)

Statistical tables

The asterisks (*) indicate occasional tables which are published in the K section. Latest publication date is in parentheses.

A. Major financial and economic indicators S 20

A1 Analytical summary

B. Bank of Canada S 24

B1 Bank of Canada: Monthly series
B2 Bank of Canada: Weekly series
K1* Bank of Canada: Note liabilities (February 1989)

C. Chartered banks S 28

C1 Chartered bank selected assets: Weekly series
C2 Chartered bank selected liabilities: Weekly series
C3 Chartered bank assets: Monthly series
C4 Chartered bank liabilities: Monthly series
C5 Chartered banks: Regional distribution of assets
C6 Chartered banks: Regional distribution of liabilities
C7 Chartered banks: Quarterly classification of loans to non-financial corporations and unincorporated businesses by type and size of authorization
C8 Chartered banks: Quarterly classification of non-mortgage loans
K13* Chartered banks: Quarterly classification of deposit liabilities (May 1989)
C9 Selected seasonally adjusted series: Chartered bank assets and liabilities
C10 Chartered banks: Cash and secondary reserves
C11 Chartered banks: Total foreign currency assets and liabilities
C12 Chartered banks: Total foreign currency assets and liabilities booked in Canada
C13 Chartered banks: U.S. dollar assets and liabilities booked in Canada
K2* Chartered banks: Consolidated statement of revenue and expense (February 1989)
K3* Chartered banks: Consolidated statement of shareholders' equity and appropriations for contingencies (February 1989)

D. Other financial institutions S 56

D1 Trust and mortgage loan companies excluding bank mortgage subsidiaries
D2 Mortgage loan companies associated with chartered banks: Monthly statement of estimated assets and liabilities

Tableaux statistiques

Les astérisques (*) désignent les tableaux de la section K qui sont publiés à des fréquences variables. La date à laquelle ces tableaux ont été publiés la dernière fois est indiquée entre parenthèses.

A. Principaux indicateurs financiers et économiques S 20

A1 Principaux indicateurs financiers et économiques : Résumé analytique

B. Banque du Canada S 24

B1 Banque du Canada : Séries mensuelles
B2 Banque du Canada : Séries hebdomadaires
K1* Banque du Canada : Passif-billets (Février 1989)

C. Banques à charte S 28

C1 Banques à charte : Quelques éléments de l'actif – Séries hebdomadaires
C2 Banques à charte : Quelques éléments du passif – Séries hebdomadaires
C3 Banques à charte : Actif – Séries mensuelles
C4 Banques à charte : Passif – Séries mensuelles
C5 Banques à charte : Répartition régionale de l'actif
C6 Banques à charte : Répartition régionale du passif
C7 Banques à charte : Ventilation trimestrielle des prêts aux sociétés non financières et aux entreprises individuelles, par type de prêt et montant autorisé
C8 Banques à charte : Ventilation trimestrielle des prêts non hypothécaires
K13* Répartition trimestrielle du passif-dépôts des banques à charte (Mai 1989)
C9 Quelques statistiques bancaires désaisonnalisées : Avoirs et engagements des banques à charte
C10 Banques à charte : Réserves-encaisse et réserves secondaires
C11 Banques à charte : Avoirs et engagements en monnaies étrangères
C12 Banques à charte : Avoirs et engagements en monnaies étrangères comptabilisés au Canada
C13 Banques à charte : Avoirs et engagements en dollars américains comptabilisés au Canada
K2* Banques à charte : État consolidé des revenus et dépenses (Février 1989)
K3* Banques à charte : État consolidé de l'avoir des actionnaires et des provisions pour éventualités (Février 1989)

D. Autres institutions financières S 56

D1 Sociétés de fiducie ou de prêt hypothécaire (non compris les filiales hypothécaires des banques à charte)
D2 Sociétés de prêt hypothécaire liées aux banques à charte : Situation mensuelle (estimations)

D3 Local credit unions and caisses populaires: Quarterly statement of estimated assets and liabilities
K4* Deposits with government savings institutions (February 1989)
D4 Sales finance and consumer loan companies: Monthly statement of estimated assets and liabilities
D5 Canadian investment transactions of sixteen life insurance companies
K5* Life insurance companies: Assets held in Canada (September 1989)
D6 Investment dealers: Weekly report on inventories of securities
D7 Investment funds: Quarterly statement of estimated assets and liabilities
D8 Closed-end funds: Quarterly statement of estimated assets and liabilities
K6* Trusteed pension plans (December 1989)

E. Financial aggregates S 70

E1 Seleeted indicators of money and credit
K7* Monetary aggregates and credit measures (February 1989)
E2 Consumer credit: Outstanding balances of selected holders
E3 Residential mortgage credit: Outstanding balances of major private institutional lenders

F. Financial markets S 74

F1 Selected Canadian and international interest rates, including bond yields and interest arbitrage
F2 Money market statistics
F3 Estimated treasury bills and other short-term paper outstanding (excluding Government of Canada)
F4 Stock market statistics: Canada and United States
F5 Net new security issues placed in Canada and abroad
F6 Net new security issues placed in Canada (includes foreign currency issues placed in Canada)
F7 Net new security issues placed abroad (includes Canadian dollar issues placed in overseas markets)
F8 Gross new bond issues and retirements: Government of Canada and provinces

D3 Caisses populaires et credit unions locales : Situation trimestrielle (estimations)
K4* Dépôts dans les caisses d'épargne publiques (Février 1989)
D4 Sociétés de financement ou de prêt à la consommation : Situation mensuelle (estimations)
D5 Opérations d'investissement en dollars canadiens de seize compagnies d'assurance-vie
K5* Compagnies d'assurance-vie : Avoirs détenus au Canada (Septembre 1989)
D6 Courtiers en valeurs mobilières : Relevé hebdomadaire des stocks de titres
D7 Sociétés de placement : Situation trimestrielle (estimations)
D8 Sociétés d'investissement à capital fixe : Situation trimestrielle (estimations)
K6* Caisses de retraite gérées en fiducie (Décembre 1989)

E. Agrégats financiers S 70

E1 Indicateurs de l'évolution de la masse monétaire et du crédit
K7* Agrégats monétaires et mesures du crédit (Février 1989)
E2 Encours du crédit à la consommation consenti par les principaux prêteurs
E3 Crédit hypothécaire à l'habitation : Encours des principales catégories d'institutions prêteuses du secteur privé

F. Marchés financiers S 74

F1 Statistiques diverses sur le loyer de l'argent au Canada et à l'étranger, y compris le taux de rendement des obligations
F2 Statistiques du marché monétaire
F3 Estimations de l'encours des bons du Trésor et des autres effets à court terme (non compris les titres du gouvernement canadien)
F4 Statistiques boursières : Canada et États-Unis
F5 Émissions nettes de titres placés au Canada et à l'étranger
F6 Émissions nettes de titres placés au Canada (y compris les titres libellés en monnaies étrangères placés au Canada)
F7 Émissions nettes de titres placés à l'étranger (y compris les titres libellés en dollars canadiens placés sur les marchés d'outre-mer)
F8 Émissions brutes d'obligations et remboursements : Gouvernement canadien et provinces

F9 Gross new bond issues and retirements: Municipalities
F10 Gross new issues and retirements: Corporations, other institutions and foreign debtors
F11 Net new issues of securities by financial and non-financial corporations
K8* Bonds outstanding: Government of Canada, provincial, municipal, corporate and other bonds (October 1989)
K9* Net new issues of corporate securities: Industrial classification (October 1989)

G. Government of Canada S 87

G1 Government of Canada fiscal position
G2 Government of Canada direct and guaranteed marketable bonds: New issues and retirements
G3 Government of Canada direct and guaranteed marketable bonds: Details of unmatured outstanding issues
G4 Government of Canada direct and guaranteed securities and loans: Distribution of holdings
G5 Government of Canada direct and guaranteed securities and loans: Distribution by type of holder
G6 Government of Canada direct and guaranteed securities and loans: Classified by remaining term to maturity and type of asset
G7 Government of Canada direct and guaranteed securities and loans: Holdings of general public classified by remaining term to maturity

H. General economic statistics S 101

H1 Population
H2 National accounts
H3 Gross domestic product at constant prices
H4 Gross domestic product: Implicit price indexes
H5 Gross domestic product at factor cost by industry
H6 Capacity utilization rates
H7 Labour force status of the population
H8 Labour force status of the population by region
H9 Employment in non-agricultural establishments
H10 Residential construction
H11 Consumer price index
H12 Other prices and costs
H13 Other economic indicators

F9 Émissions brutes d'obligations et remboursements : Municipalités
F10 Émissions brutes de titres, remboursements et rachats : Sociétés, autres institutions et emprunteurs étrangers
F11 Émissions nettes de titres : Sociétés financières ou non financières
K8* Encours des obligations : Gouvernement canadien, provinces, municipalités, sociétés et autres emprunteurs (Octobre 1989)
K9* Émissions nettes des sociétés : Répartition selon la branche d'activité économique (Octobre 1989)

G. Gouvernement du Canada S 87

G1 Trésorerie du gouvernement canadien
G2 Obligations négociables émises ou garanties par le gouvernement canadien : Émissions et remboursements
G3 Obligations négociables émises ou garanties par le gouvernement canadien : Description des titres en circulation
G4 Titres et emprunts émis ou garantis par le gouvernement canadien : Répartition des portefeuilles
G5 Titres et emprunts émis ou garantis par le gouvernement canadien : Répartition par type de détenteur
G6 Titres et emprunts émis ou garantis par le gouvernement canadien : Répartition par terme à courir et catégorie d'avoirs
G7 Titres et emprunts émis ou garantis par le gouvernement canadien : Répartition, par terme à courir, des portefeuilles du public

H. Statistiques économiques diverses S 101

H1 Démographie
H2 Comptes nationaux
H3 Produit intérieur brut à prix constants
H4 Produit intérieur brut : Indices synthétiques des prix
H5 Produit intérieur brut au coût des facteurs par branche d'activité
H6 Taux d'utilisation des capacités
H7 Répartition de la population active
H8 Répartition de la population active par région
H9 Emploi dans les entreprises non agricoles
H10 Construction de logements
H11 Indice des prix à la consommation
H12 Autres prix et coûts
H13 Autres indicateurs économiques

I. Foreign exchange market and reserves S 116

I1 Exchange rates
I2 Canada's official international reserves
K10*Uncompleted and forward transactions (June 1989)
K11*Exchange Fund Account: Assets and liabilities (June 1989)

J. Balance of payments and external trade S 119

J1 Canadian balance of international payments: Summary
J2 Canadian balance of international payments: Current account
J3 Canadian balance of international payments: Capital account
J4 Exports and imports by area (balance of payments basis)
J5 Merchandise trade: Prices, terms of trade and volume (balance of payments basis)
J6 Commodity classification of merchandise exports: Value, balance of payments basis
J7 Commodity classification of merchandise imports: Value, balance of payments basis
J8 Commodity classification of merchandise exports: Price and volume, balance of payments basis
J9 Commodity classification of merchandise imports: Price and volume, balance of payments basis

K. Tables published occasionally. This month :

I. Marché des changes et réserves de change S 116

I1 Cours du change
I2 Réserves officielles de change du Canada
K10*Opérations à terme et opérations en voie de règlement (Juin 1989)
K11*Fonds des changes : Avoirs et engagements (Juin 1989)

J. Balance des paiements et commerce extérieur S 119

J1 Balance canadienne des paiements : Résumé
J2 Balance canadienne des paiements : Balance courante
J3 Balance canadienne des paiements : Balance des capitaux
J4 Répartition des exportations et importations, par région (sur la base de la balance des paiements)
J5 Balance commerciale : Prix, termes de l'échange et volumes (sur la base de la balance des paiements)
J6 Répartition des exportations : Données en valeur sur la base de la balance des paiements
J7 Répartition des importations : Données en valeur sur la base de la balance des paiements
J8 Répartition des exportations par catégorie de produits : Prix et volume sur la base de la balance des paiements
J9 Répartition des importations par catégorie de produits : Prix et volume sur la base de la balance des paiements

K. Tableaux à fréquence variable publiés ce mois-ci :

Major financial and economic indicators: Analytical summary
Principaux indicateurs financiers et économiques : Résumé analytique

Rates of change based on seasonally adjusted data, percentage rates unless otherwise indicated **Variations dérivées de données désaisonnalisées; en %, sauf indication contraire**

Year, quarter and month **Année, trimestre ou mois**	Financial **Finance**								Output **Production**					Prices and costs **Prix et coûts**	
	Monetary aggregates **Agrégats monétaires**				Business credit **Crédit aux entreprises**		Household credit **Crédit aux ménages**		GDP in current prices **PIB à prix courants**	GDP at constant prices **PIB à prix constants**	Non-farm gross domestic product **Produit intérieur brut, agriculture exclue**	Industrial production in constant prices **Production indns-trielle en dollars constants**		GDP price deflator **Indice implicite des prix de la PIB**	Consumer price index excluding food **Indice des prix à la con-sommation, alimentation exclue**
	M1 **M1**	M2 **M2**	M3 **M3**	M2+ **M2+**	Short-term **À court terme**	Total **Total**	Consumer credit **Crédit à la consom-mation**	Residential mortgages **Crédit hypothécaire à la habitation**				Total **Indice global**	Manu-facturing **Indice des industries manufac-turières**		
	(1)	(2)	(3)	(4)	(5)	(6)	(7)	(8)	(9)	(10)	(11)	(12)	(13)	(14)	(15)
1978	10.1	11.1	14.3	14.3	11.3	12.8	13.1	18.6	10.9	4.6	3.4	3.5	4.6	6.0	6.4
1979	6.9	15.8	19.8	16.7	23.4	17.9	14.5	18.6	14.3	3.9	4.3	4.8	3.7	10.0	7.9
1980	6.2	18.7	16.3	17.0	27.8	18.2	12.2	13.4	12.2	1.5	1.7	−3.4	−4.5	10.6	10.0
1981	3.3	15.1	13.2	14.4	33.0	23.4	14.0	8.5	14.9	3.7	3.8	2.1	3.7	10.8	12.7
1982	−0.1	9.4	4.3	8.0	18.6	15.5		2.8	5.2	−3.2	−4.0	−9.8	−12.9	8.7	11.8
1983	10.1	5.8	0.7	6.9	−4.3	1.7	−0.8	4.8	8.4	3.2	3.5	6.5	6.5	5.0	6.4
1984	3.4	4.4	2.1	6.0	0.9	3.9	5.9	8.7	9.6	6.3	6.3	12.1	12.9	3.1	4.0
1985	4.3	9.5	5.8	9.6	7.4	7.5	11.3	8.4	7.5	4.8	5.0	5.6	5.6	2.6	4.2
1986	5.0	8.7	6.5	9.8	5.7	7.3R	13.4	15.1	5.6	3.1	2.8	−0.1	1.2	2.4	4.0
1987	12.9	10.1	8.7	11.2	3.8	7.7R	14.0	18.7	9.1	4.5	5.2	5.6	5.8	4.4	4.3
1988	6.1	7.6	7.9	9.4	11.7	9.2	15.6	18.6	9.3	5.0	5.5	6.2	6.1	4.1	4.4
1989	4.6	13.1	11.2		12.7	10.1									
Annual rates **Taux annuels** 1985 IV	11.8	11.0	5.3	10.5	8.7	7.8	16.6	15.5	10.4	9.3	8.7	4.4	1.9	1.0	4.3
1986 I	−4.0	4.9	11.6	8.1	4.7	5.9R	13.7	15.8	2.4	0.4	0	−2.5	−0.2	2.0	4.9
II	−3.4	7.6	1.7	9.3	6.9	7.8R	8.1	14.3	3.9	2.4	2.0	−3.6	−0.7	1.6	1.9
III	15.0	10.2	4.0	10.4	0.6	5.9R	17.0	18.8	4.6	1.0	0.2	−4.9	−4.3	3.3	4.1
IV	16.6	13.7	14.6	14.3	3.1	7.0	12.7	18.7	5.2	0.4	1.2	4.4	3.1	4.9	3.7
1987 I	14.9	12.2	8.7	13.0	1.0	5.8	13.1	16.8	13.0	6.9	8.6	9.5	11.0	5.5	4.4
II	23.5	10.7	12.7	11.3	3.7	8.6	15.4	20.3	10.8	6.3	7.0	6.7	5.9	4.2	5.3
III	0.9	5.9	6.1	8.3	8.4	11.7	13.5	22.1	10.8	6.9	8.4	12.2	9.7	3.8	6.0
IV	5.2	1.3	1.5	3.9	11.9	10.5R	17.0	18.9	10.6	6.0	6.5	10.0	12.8	4.4	3.4
1988 I	1.6	7.3	5.7	9.2	13.8	8.1R	15.0	17.5	8.3	4.0	4.0	4.1	2.0	4.0	4.0
II	7.1	9.3	12.1	10.3	12.5	7.6R	17.7	16.6	8.5	5.6	5.7	5.9	6.0	2.7	4.6
III	14.9	13.1	15.9	14.1	12.7	9.4R	15.7	18.6	9.2	3.3	4.5	3.9	4.5	5.8	4.2
IV	0.5	12.2	6.8	14.7	13.3	9.9	12.0	20.3	7.8	2.9	3.2	−2.7	0.1	4.5	4.3
1989 I	7.3	15.3	11.5	16.2	14.5	9.1R	11.3	20.0	9.8	2.7	2.3	1.1	1.5	7.2	5.4
II	0.1	11.3	10.9	12.6R	13.2	12.2	10.7R	19.9R	6.0	1.4	1.3	2.8	3.6	4.4	6.7
III	2.4	12.7	11.1	11.8R	10.9R	11.8	13.1R	12.2R	4.3	2.3	1.6R	−1.8R	−1.3R	2.0	6.5
IV	3.6	16.8	14.3		7.1	8.9									
Last three months **Trois derniers mois**	0.9	10.8	10.2	12.6	15.2	13.9	11.0	21.0			2.1	−1.7	−2.0		3.8
Monthly rates **Taux mensuels** 1988 D	0.6	0.6	0.6	0.9	0.5	0.4	0.9	1.6			0.7	0.7	0.5		0.3
1989 J	1.5	1.2	0.8	1.1	1.7	1.0	1.0	1.5			−0.1	−0.2	0.5		0.5
F	0.1	1.2	0.9	1.4	1.0	0.6	0.7	1.5			0.3	0.5	−0.4		0.4
M	−0.1	1.5	1.7	1.5	0.9	0.9	1.1	1.6			−0.2	−0.3	−0.4		0.5
A	−0.3	0.4	0.2	0.6	0.4	0.7	0.6R	1.7			0.3	0.7	1.1		0.4
M	1.2	1.0	1.2	1.0	2.6	1.8	0.9	1.6			0.1	0.2	0.5		0.9
J	−1.2	0.8	0.5	0.7	0.2	0.6	1.2R	0.7R				−0.4	−0.3		0.7
J	0.4	0.9	0.5	0.9R	0.9R	1.0	1.1R	0.7			0R	−0.6R	−0.4R		0.7
A	1.2	1.3	1.9	1.3R	0.8R	0.8	0.9R	1.1			0.4R	0.3R	0.4R		0.2
S	−0.5	1.0	0.3	1.0R	0.7	0.8R	1.1	1.4			0.3R	0.2R	−0.4		0.3
O	2.2	0.9	0.9	0.8	1.5R	1.1R	0.8	1.4			−0.3	−1.2	−0.8		0.2
N	−2.5R	2.3	1.9	1.9	−0.7										0.6
D	1.1	1.0	1.2		−0.1	0.5									

	Income and employment Revenu et emploi				Demand Demande							External trade Commerce extérieur		
Wages and salaries per unit of output Salaires et traitements par unité produite	Total labour income Revenu total du travail	Corporate profits before taxes Bénéfices des sociétés avant impôts	Labour force Population active: Total Total	Labour force Population active: Employed Personnes ayant un emploi	Personal expenditure on goods and services Consommation des ménages en biens et en services	Government expenditures on goods and services Dépenses publiques en biens et en services	Non-residential fixed investment Investissements fixes, logements exclus	Manufacturers' inventories —end of period, $ millions Stocks des fabricants —en fin de période, en millions de dollars	Housing starts, all areas Logements mis en chantier, toutes régions	Passenger car sales (units) Nombre de voitures particulières vendues	Retail trade, excluding all cars Commerce de détail, véhicules automobiles exclus	Merchandise exports Exportations	Merchandise imports Importations	Year, quarter and month Année, trimestre ou mois
(16)	(17)	(18)	(19)	(20)	(21)	(22)	(23)	(24)	(25)	(26)	(27)	(28)	(29)	
4.4	8.9	22.0	3.8	3.5	11.2	8.6	10.5		−7.3	−0.3	10.8	19.9	18.1	1978
8.0	12.6	33.8	3.1	4.1	11.6	9.5	23.7		−13.4	1.4	11.3	22.9	24.7	1979
11.9	13.0	10.6	3.0	3.0	12.4	13.2	19.3		−19.5	−7.1	10.8	16.9	11.0	1980
10.3	15.5	−5.4	2.8	2.7	13.8	16.0	20.2		12.2	−3.0	13.8	10.1	13.6	1981
9.9	6.8	−28.7	0.2	−3.5	7.3	14.0	−5.1	−3,212	−29.3	−21.1	7.1		−13.5	1982
−0.7	4.8	38.1	1.5	0.5	9.9	6.5	−7.0	−222	29.2	18.2	7.0	7.3	9.5	1983
0.8	7.7	23.7	1.7	2.4	8.7	5.8	3.0	3,355	−17.1	15.2	6.9	22.9	25.2	1984
2.3	7.8	7.9	1.8	2.6	9.1	7.9	10.0	−57	22.9	17.1	8.5	6.9	12.2	1985
3.8	6.7	−8.7	1.7	2.8	8.1	4.2	3.4	−155	20.5	−3.7	7.5	0.7	7.2	1986
3.3	8.9	24.5	2.1	2.9	9.1	4.7	8.8	1,404	23.1	−2.8	9.0	5.2	4.3	1987
3.5	9.0	10.7	2.0	3.2	8.2	6.7	17.2	2,146	−9.5	−0.8	6.3	8.9	11.1	1988
			1.7	2.0										1989
−3.3	6.6	39.3	3.5	3.9	8.7	10.8	−1.8	−1,604	29.5	17.9	10.5	3.6	1.5	1985 IV
8.4	7.0	−51.4	1.9	4.0	6.0	1.8	17.9	−1,766	−45.5	−13.7	7.7	−1.6	4.6	1986 I
3.7	6.0	4.5	0.7	1.0	6.6	1.0	−10.9	688	115.9	−24.7	6.5	−2.3	−3.7	II
3.7	4.7	1.5	0.1	0.1	11.1	6.4	−5.7	317	21.6	39.4	5.4	1.7	2.7	III
8.0	7.8	31.3	1.6	2.3	5.6	5.2	−0.4	−35	5.8	−36.6	5.4	1.4	0.4	IV
2.8	11.8	29.7	3.5	3.0	9.2	4.3	7.6	1,278	55.9	3.4	10.0	1.4	−0.1	1987 I
1.8	10.6	41.1	2.7	4.9	12.5	5.6	20.5	−499	25.7	15.6	16.1	−0.4	0.5	II
0.4	8.1	19.3	1.4	3.1	8.2	3.1	25.5	1,641	4.8	−11.6	6.6	2.6	2.2	III
1.2	8.4	18.1	2.6	4.9	9.2	5.9	30.2	3,212	−30.3	8.0	7.4	5.3	8.6	IV
7.7	11.2	0.1	2.7	4.1	5.2	9.3	8.0	2,009	−38.9	−1.3	0.5	1.8	2.7	1988 I
2.8	7.8	13.1	1.0	1.7	8.8	5.5	18.6	2,473	42.3	−9.1	5.8	2.8	−0.1	II
3.7	8.4	10.3	2.1	1.2	8.8	9.0	10.7	3,222	−3.5	7.1	7.6	−1.1	−0.6	III
3.9	7.6	−10.9	1.5	1.9	10.1	5.5	11.3	997	13.2	1.4	7.1	0.7	3.7	IV
9.2	10.0	14.7	2.8	3.6	5.8	8.9	12.2	2,898	−6.8	−26.4	4.6	3.0	1.9	1989 I
6.8	9.0	−18.3	0.6	0.5	12.2	9.0	18.6	−28	−28.3	22.2	9.9	−1.3	2.5	II
6.4R	6.2R	−5.4	1.8	2.8	4.7	4.4	−4.3	270R	14.2	−13.3R	3.3R	−2.5	−3.0	III
			1.4	0.6										IV
	6.4		1.4	0.6				−393	20.6	8.5	1.0	−1.3	3.2	
	0.2			0.1				−22	−3.4	11.1	1.4	−2.8	−0.8	1988 D
	1.0		0.7	0.7				283	1.3	−13.7	0.5	6.4	2.1	1989 J
	1.2		−0.2	−0.2				127	−3.9	1.8	−0.2	−2.7	−0.6	F
	0.7		0.1	0.2				314	2.3	−2.0	0.1	−2.7R	1.2	M
	0.4		−0.1	−0.4				−174	−3.1	11.1	1.3	−1.2	1.5	A
	0.5		0.4	0.5				145	−7.8	−3.2	1.3	9.6	3.4	M
	1.9		0.1	0.5				22	2.0	−7.8	0.6	−10.3	−5.8	J
	−0.6			−0.1				203R	4.9	−2.2	0.1	0.1R	−3.5R	J
	1.0		0.5	0.6				−105R	−5.1	3.0R	−0.2	4.6R	7.3R	A
	0.1R		−0.3	−0.2				−31R	10.2	10.0R	0.4	−3.5R	−1.9R	S
	0.9		0.1	0C				37	−2.2	−13.0R		0.6	5.5	O
			0.5	0.3C					−5.0	1.1				N
			−0.1	−0.2										D

Actual data — not seasonally adjusted unless indicated Données non désaisonnalisées, sauf indication contraire

Year, quarter and month Année, trimestre ou mois	Government of Canada C $ financing, $ millions, 12 months ending Financement du gouvernement canadien (en millions de dollars canadiens, période de 12 mois)	Security yield averages % Taux de rendement moyen: Treasury bills 3 month Bons du Trésor à 3 mois	Security yield averages %: Canada bonds over 10 years Obligations du gouvernement canadien à plus de 10 ans	Chartered bank liquid asset ratio % Coefficient d'avoirs liquides des banques à charte	Unemployment rate % (seasonally adjusted) Taux de chômage (données désaisonnalisées)	Consumer price index, year-to-year percentage change Taux annuel de variation de l'indice des prix à la consommation: All items Indice global	Consumer price index: Food Alimentation	Consumer price index: Total excluding food Indice global, alimentation exclue	Balance of payments, $ millions (seasonally adjusted) Balance des paiements en millions de dollars (données désaisonnalisées): Merchandise trade Solde de la balance commerciale	Balance of payments: Current account Solde de la balance courante	Change in official international reserves, US $ millions Variations des réserves officielles de change, en millions de dollars É.-U.	U.S. dollar in Canadian dollars, average noon spot rate Moyenne des cours au comptant du dollar É.-U. en dollars canadiens à midi
	(30)	(31)	(32)	(33)	(34)	(35)	(36)	(37)	(38)	(39)	(40)	(41)
1978	6,510	8.59	9.24		8.3	8.8	15.5	6.4	4,312	−4,903	−41.3	1.1402
1979	11,049	11.55	10.17		7.4	9.2	13.1	7.9	4,424	−4,864	−679.3	1.1715
1980	10,343	12.75	12.33		7.5	10.2	10.9	10.0	8,778	−1,130	142.7	1.1690
1981	8,589	17.76	15.03		7.5	12.5	11.4	12.7	7,292	−6,131	341.5	1.1990
1982	18,211	13.81	14.36		11.0	10.8	7.2	11.8	17,654	2,824	−577.9	1.2341
1983	26,781	9.32	11.77		11.8	5.8	3.7	6.4	17,457	3,066	412.2	1.2324
1984	29,283	11.11	12.74		11.2	4.4	5.6	4.0	19,838	2,695	−1,023.3	1.2948
1985	26,843	9.44	11.11	11.0	10.5	4.0	2.9	4.2	16,392	−1,991	93.5	1.3652
1986	18,153	8.99	9.54	11.7	9.5	4.1	5.0	4.0	9,786	−10,578	819.9	1.3894
1987	25,593	8.19	9.95	12.4	8.8	4.4	4.4	4.3	11,353	−9,360	4,107.6	1.3260
1988		9.42	10.23	10.0	7.8	4.1	2.6	4.4	9,808	−10,316	7,994.4	1.2309
1989		12.02	9.92	9.2	7.5							
1985 IV	26,843	8.78	10.52	11.5	10.1	4.2	2.6	4.5	15,752	−3,316	62.1	1.3789
1986 I	24,605	10.64	10.14	10.5	9.6	4.2	3.1	4.5	8,812	−12,016	4.5	1.4037
II	22,160	8.72	9.40	11.6	9.6	3.9	3.5	4.0	10,260	−10,080	43.1	1.3842
III	20,560	8.31	9.28	11.9	9.5	4.2	5.7	3.8	9,380	−8,868	−217.8	1.3852
IV	18,153	8.27	9.37	12.7	9.4	4.3	7.5	3.6	10,692	−11,348	990.1	1.3847
1987 I	27,801	7.41	9.05	13.0	9.5	4.0	6.2	3.5	12,488	−6,916	3,676.3	1.3376
II	25,741	7.92	9.70	13.6	9.0	4.6	5.5	4.4	11,504	−9,160	−1,435.7	1.3328
III	25,606	8.86	10.46	12.0	8.7	4.6	3.8	4.8	12,260	−9,520	1,201.0	1.3223
IV	25,593	8.53	10.47	11.0	8.2	4.2	2.3	4.7	9,160	−11,840	666.0	1.3109
1988 I	25,087	8.39	9.90	9.6	7.8	4.1	2.0	4.6	8,264	−7,088	4,379.4	1.2666
II	27,287	8.97	10.28	9.7	7.7	4.0	2.0	4.5	12,088	−8,600	3,661.6	1.2295
III	26,757	9.71	10.46	10.3	7.8	4.0	3.4	4.1	11,268	−10,000	−1,514.3	1.2197
IV	31,114	10.61	10.28	10.2	7.7	4.1	3.2	4.3	7,616	−15,576	1,467.7	1.2064
1989 I	27,485	11.56	10.41	9.7	7.6	4.5	3.8	4.7	9,236	−14,956	−3.6	1.1920
II	26,992	12.19	10.00	9.5	7.6	5.0	4.1	5.2	4,128	−21,576	−318.3	1.1934
III	28,844	12.14	9.61	8.7	7.4	5.3	3.4	5.7	4,756	−18,764	566.6	1.1821
IV	26,915	12.21	9.67	8.9	7.6						353.5	1.1687
Last three months Trois derniers mois	28,844	12.12	9.76	9.3	7.6	5.2	3.3	5.7			353.5	1.1687
1988 D	31,114	10.90	10.35	10.2	7.6	4.0	2.9	4.3			111.5	1.1960
1989 J	33,680	11.15	10.33	9.9	7.6	4.3	3.0	4.6			406.5	1.1914
F	31,709	11.42	10.33	9.7	7.6	4.6	4.0	4.8			−432.6	1.1890
M	27,485	11.99	10.54	9.5	7.5	4.6	4.3	4.6			22.5	1.1953
A	26,812	12.29	10.32	9.6	7.8	4.6	4.2	4.6			−56.4	1.1886
M	27,341	12.20	10.03	9.4	7.7	5.0	4.2	5.2			−629.8	1.1927
J	26,992	12.09	9.63	9.6	7.3	5.4	4.0	5.7			367.9	1.1984
J	27,582	12.07	9.62	8.9	7.5	5.4	4.1	5.7			296.5	1.1888
A	30,540	12.15	9.52	8.7	7.4	5.2	3.1	5.7			504.4	1.1754
S	28,844	12.20	9.71	8.7	7.3	5.2	2.9	5.8			−234.3	1.1827
O	26,915	12.20	9.70	8.6	7.4	5.1	3.3	5.7			−34.0	1.1748
N		12.23	9.63	8.9	7.6	5.2	3.7	5.6			−133.8	1.1696
D		12.21	9.69	9.3	7.7						521.3	1.1612

Millions of dollars En millions de dollars

End of period En fin de période	Assets Actif																	
	Government of Canada direct and guaranteed securities Titres émis ou garantis par le gouvernement canadien							Amount of foregoing held under purchase and resale agreements Montant des effets précédents pris en pension	Other bills Autres bons	Advances to Avances		Investment in IDB Titres de la BEI	Other investments Autres placements	Foreign currency deposits Dépôts en monnaies étrangères	Cheques on other banks Chèques sur d'autres banques	Government of Canada items in transit (net) Solde des effets du gouvernement canadien en cours de compensation	Accrued interest on investments Intérêt couru sur les titres en portefeuille	All other assets Autres éléments de l'actif
	Treasury bills Bons du Trésor	Other maturities Autres titres					Total Total			Government of Canada Au gouvernement canadien	Members of the Canadian Payments Association Aux membres de l'Association canadienne des paiements							
		3 years and under De 3 ans ou moins	3-5 years De 3 à 5 ans	5-10 years De 5 à 10 ans	Over 10 years De plus de 10 ans	Total Total												
	B202	B204	B205	B206	B207	B203	B201	B209	B208	B211	B210	B213	B218	B219	B214	B215	B216	B217
1977	2,418	3,468	1,680	1,230	1,430	7,807	10,225		14		40	687	1,141	120	745	176	192	76
1978	3,489	3,362	2,214	882	1,977	8,434	11,924		22			516	1,053	214	904	198	194	82
1979	4,240	3,768	1,574	1,044	2,925	9,311	13,551				117	344	825	231	385	−39	207	125
1980	5,252	3,893	1,520	1,224	3,905	10,541	15,794	116			16	171	225	284	489		253	82
1981	5,246	4,185	2,088	979	4,416	11,669	16,915				38		3	172	1,628		315	83
1982	2,426	4,697	2,643	1,118	4,487	12,945	15,371				143		1,241	264	1,635	284	388	97
1983	2,763	4,576	2,262	2,228	5,198	14,264	17,026	221			25		274	309	2,211	313	432	91
1984	3,483	4,654	1,746	2,485	4,784	13,669	17,152	40			50		476	187	532	36	401	99
1985	3,984	3,460	1,954	2,976	3,294	11,683	15,667	75			3,469		3	569	767	146	345	168
1986	7,804	2,969	1,686	3,230	2,522	10,407	18,211				868		1,024	323			323	195
1987	9,677	2,603	2,344	2,868	2,703	10,519	20,195	165			798		1,187	311			335	197
1988	9,685	3,051	2,705	2,190	2,715	10,661	20,346				485		2,358	632			339	158
1989	10,816	3,425	2,057	2,082	2,446	10,009	20,825				312		2,765	370			350	158
1986 D	7,804	2,969	1,686	3,230	2,522	10,407	18,211				868		1,024	323			323	195
1987 J	8,490	2,978	1,695	3,284	2,544	10,501	18,991	1,671			1,187		3	518			375	200
F	7,398	3,206	1,861	2,920	2,604	10,592	17,990	885			1,036		3	300			328	196
M	6,746	2,891	1,814	3,206	2,599	10,510	17,256	647			915		1,046	202			332	202
A	8,248	2,888	1,834	3,206	2,599	10,527	18,775				791		3	329			335	206
M	8,477	3,036	1,494	3,504	2,536	10,571	19,048	201			1,006		3	312			351	187
J	9,343	2,949	1,676	3,381	2,537	10,544	19,886	679			607		3	325			322	184
J	9,770	2,729	1,876	3,233	2,568	10,407	20,177	790			935		3	334			377	176
A	9,040	2,759	1,826	3,234	2,609	10,427	19,467				571		298	277			330	176
S	8,619	2,794	1,984	3,042	2,669	10,489	19,109				452		623	212			336	174
O	9,884	2,745	2,032	3,065	2,681	10,523	20,407	1,132			592		3	228			342	180
N	9,413	2,656	2,127	3,044	2,681	10,508	19,921				421		3	194			351	188
D	9,677	2,603	2,344	2,868	2,703	10,519	20,195	165			798		1,187	311			335	197
1988 J	9,155	2,604	2,344	2,876	2,703	10,527	19,682	1,268			742		3	438			384	180
F	8,815	2,537	2,388	2,671	2,736	10,331	19,146	266			504		3	520			333	172
M	9,824	2,623	2,341	2,855	2,616	10,436	20,260	868			515		3	490			333	168
A	8,871	2,531	2,366	2,884	2,638	10,418	19,290	206			275		224	669			330	165
M	7,981	2,790	2,316	2,674	2,639	10,420	18,401				516		1,485	517			355	171
J	8,868	2,849	2,550	2,424	2,675	10,498	19,366				471		667	1,235			317	147
J	9,361	2,908	2,623	2,325	2,716	10,573	19,934	333			489		1,000	447			373	147
A	8,693	2,908	2,635	2,336	2,717	10,596	19,288				417		1,610	654			342	145
S	9,744	2,962	2,647	2,297	2,774	10,680	20,424	132			462		169	503			337	160
O	10,047	2,993	2,740	2,197	2,788	10,718	20,765	310			608		675	672			339	147
N	9,615	2,919	2,740	2,202	2,788	10,648	20,263	50			326		402	373			353	150
D	9,685	3,051	2,705	2,190	2,715	10,661	20,346				485		2,358	632			339	158
1989 J	9,190	3,052	2,705	2,200	2,715	10,672	19,862				493		431	545			379	144
F	9,633	3,482	2,400	2,124	2,715	10,721	20,354	1,049			448		25	630			345	144
M	8,813	3,256	2,588	2,007	2,732	10,583	19,396	624			502		1,081	721			359	144
A	9,037	3,117	2,670	1,915	2,732	10,435	19,472	175			706		1,068	270			357	145
M	9,320	3,117	2,732	1,854	2,732	10,435	19,756	317			350		2,420	316			401	146
J	11,644	3,278	2,603	1,786	2,732	10,399	22,042	373			404		533	292			330	146
J	12,845	3,367	2,387	1,802	2,750	10,305	23,150	897			654		3	253			371	144
A	11,421	3,173	2,387	1,822	2,750	10,131	21,552				105		1,133	256			337	143
S	11,217	3,386	2,194	1,822	2,760	10,161	21,379	403			180		432	166			337	145
O	11,263	3,245	2,290	1,948	2,572	10,054	21,316	433			79		943	323			350	143
N	11,057	3,253	2,195	1,948	2,572	9,968	21,025				239		589	266			348	145
D	10,816	3,425	2,057	2,082	2,446	10,009	20,825				312		2,765	370			350	158

Total assets or liabilities Total de l'actif ou du passif	Liabilities Passif: Notes in circulation Billets en circulation: Held by Détenteurs: Chartered banks Banques à charte	Held by Détenteurs: Other Autres	Total Total	Canadian dollar deposits Dépôts en dollars canadiens: Government of Canada Gouvernement canadien	Chartered banks Banques à charte	Other members of the Canadian Payments Association Autres membres de l'Association canadienne des paiements	Government of Canada enterprises Entreprises du gouvernement canadien	Foreign central banks and official institutions Banques centrales et organismes officiels étrangers	Other Autres	Foreign currency liabilities Engagements en monnaies étrangères	Bank of Canada cheques outstanding Chèques de la Banque du Canada en circulation	Government of Canada items in transit (net) Solde des effets du gouvernement canadien en cours de compensation	All other liabilities Autres éléments du passif	End of period En fin de période
B200	B252	B253	B251	B254	B255	B263	B256	B257	B258	B259	B260	B262	B261	
13,416	1,371	7,268	8,639	26	3,704		−4	110	26	100	780		36	1977
15,106	1,465	8,075	9,540	29	4,292		−3	66	30	122	987		43	1978
15,746	1,801	8,514	10,315	25	4,738		−14	91	30	136	297		126	1979
17,313	1,731	9,377	11,108	59	5,466		−7	58	34	178	281	99	35	1980
19,154	1,998	9,638	11,636	384	5,278		−3	153	41	52	1,061	517	36	1981
19,423	2,228	10,491	12,719	81	4,838		1	122	39	81	1,506		35	1982
20,681	2,556	11,607	14,163	90	3,446	147	1	111	38	83	2,566	−1	35	1983
18,934	2,986	12,250	15,236	55	2,772	37	1	186	44	13	553		38	1984
21,135	3,371	13,301	16,672	313	2,201	206		117	52	372	936	−1	267	1985
20,945	3,693	14,218	17,911	49	2,446	241		89	70	87	11		40	1986
23,023	4,004	15,443	19,447	23	2,649	287	1	349	79	134	16		37	1987
24,319	4,428	16,604	21,032	14	2,177	260		220	87	473	19		36	1988
24,780	N/A	N/A	22,093	21	1,787	230		299	98	209	8		36	1989
20,945	3,693	14,218	17,911	49	2,446	241		89	70	87	11		40	1986 D
21,274	2,423	13,611	16,034	1,678	2,847	2		111	70	315	26		191	1987 J
19,852	2,397	13,644	16,042	592	2,397	175		117	70	129	9		321	F
19,953	2,680	13,497	16,177	11	3,010	87		98	70	25	13		462	M
20,438	2,619	13,820	16,439	114	2,775	363		119	69	162	7		388	A
20,907	2,464	14,267	16,732	614	2,840	9		117	69	144	4		379	M
21,327	3,041	14,630	17,671	225	2,769	1		95	69	160	8		329	J
22,003	2,645	14,863	17,508	769	2,900	71		129	69	171	5		380	J
21,119	2,913	14,512	17,425	15	2,793	170		110	69	112	8		417	A
20,905	2,985	14,542	17,527	8	2,395	308		100	69	49	5		445	S
21,752	2,597	14,844	17,441	490	2,721	21	1	550	69	63	4		392	O
21,077	2,863	14,787	17,650	54	2,304	275	1	330	69	30	6		359	N
23,023	4,004	15,443	19,447	23	2,649	287	1	349	79	134	16		37	D
21,428	2,624	14,669	17,293	955	2,214	96		306	78	277	20		188	1988 J
20,678	2,879	14,495	17,374	195	1,808	363	1	166	78	359	4		331	F
21,769	2,529	14,985	17,514	527	2,387	229		205	78	334	13		482	M
20,953	2,486	15,040	17,526	13	2,036	236		161	78	514	8		380	A
21,445	3,168	15,160	18,329	10	1,932	125		240	78	362	5		365	M
22,203	2,818	15,955	18,773	15	2,114	155	1	342	78	341	18		367	J
22,390	2,991	15,984	18,975	15	2,215	176		247	77	287	12		385	J
22,457	3,230	15,696	18,926	12	2,022	223		454	77	306	5		432	A
22,055	2,765	15,900	18,665	14	2,218	110		200	77	345	8		417	S
23,205	3,225	15,624	18,849	13	2,832	240		245	77	512	14		423	O
21,867	3,319	15,915	19,234	13	1,464	147		263	77	217	15		437	N
24,319	4,428	16,604	21,032	14	2,177	260		220	87	473	19		36	D
21,854	3,158	15,551	18,710	12	2,050	11		377	87	388	5		213	1989 J
21,947	3,014	15,594	18,608	17	2,022	34		335	87	469	5		369	F
22,204	2,764	15,824	18,589	16	1,845	76		481	87	562	7		541	M
22,018	2,562	16,040	18,603	22	2,371	13		416	87	111	5		390	A
23,389	3,296	16,226	19,523	12	2,604	106		479	87	152	10		416	M
23,746	3,047	17,119	20,165	13	2,170	247		512	87	132	5		415	J
24,575	3,374	16,586	19,959	411	2,878	232		492	87	94	8		415	J
23,526	3,268	16,706	19,974	8	2,045	319		371	86	98	158		467	A
22,639	2,959	16,826	19,785	16	1,856	66		340	86	7	25		457	S
23,155	3,330	16,585	19,915	14	2,010	156		330	86	161	3		479	O
22,614	N	N	19,981	14	1,688	73		290	86	110	6		366	N
24,780	N	N	22,093	21	1,787	230		299	98	209	8		36	D

Millions of dollars En millions de dollars

Average of Wednesdays and Wednesday Moyenne mensuelle des mercredis ou données du mercredi	Assets Actif: Government of Canada direct and guaranteed securities Titres émis ou garantis par le gouvernement canadien: Treasury bills Bons du Trésor	Other Autres: 3 years and under De 3 ans ou moins	Over 3 years De plus de 3 ans	Total Total	Total Total	Amount of foregoing held under purchase and resale agreements Montant des effets précédents pris en pension	Other bills Autres bons	Advances to Avances: Government of Canada Au gouvernement canadien	Members of Canadian Payments Association Aux membres de l'Association canadienne des paiements	Investment in IDB Titres de la BEI	Other investments Autres placements	Foreign currency deposits Dépôts en monnaies étrangères	All other assets Autres éléments de l'actif	Total assets or liabilities Total de l'actif ou du passif	Liabilities Passif: Notes in circulation Billets en circulation: Held by Détenteurs: Chartered banks Banques à charte	Other Autres	Total Total
	B3	B5	B6	B4	B2	B8	B7	B9	B10	B12	B14	B15	B13	B1	B52	B53	B51
1987 D	9,727	2,624	7,890	10,515	20,242	29			380		906	290	492	22,310	3,589	15,170	18,759
1988 J	8,746	2,603	7,921	10,524	19,270				366		141	320	518	20,616	3,626	14,460	18,086
F	7,845	2,532	7,786	10,317	18,162	152			393		502	463	462	19,982	3,170	14,340	17,510
M	8,751	2,555	7,790	10,345	19,096	76			314		435	489	469	20,802	3,117	14,378	17,494
A	8,885	2,531	7,850	10,381	19,265				292		139	563	463	20,723	3,196	14,471	17,667
M	8,644	2,790	7,630	10,419	19,063	19			293		622	631	466	21,075	3,308	14,766	18,073
J	8,097	2,849	7,631	10,480	18,577	15			285		1,445	868	461	21,635	3,314	15,099	18,413
J	8,955	2,908	7,609	10,517	19,472	59			248		1,176	686	472	22,054	3,470	15,462	18,932
A	8,985	2,910	7,681	10,591	19,576	182			253		1,386	521	443	22,180	3,451	15,489	18,940
S	9,321	2,962	7,714	10,676	19,997				191		1,312	462	460	22,423	3,551	15,454	19,004
O	9,533	3,022	7,670	10,691	20,224				176		891	520	446	22,257	3,606	15,450	19,056
N	10,103	2,945	7,728	10,673	20,776	80			216		393	376	460	22,221	3,494	15,659	19,154
D	10,257	2,987	7,670	10,657	20,914	86			168		1,325	420	463	23,290	3,891	16,300	20,191
1989 J	9,593	3,052	7,614	10,665	20,258				148		1,067	469	477	22,419	3,940	15,594	19,534
F	8,637	3,388	7,237	10,624	19,262	72			244		1,200	550	431	21,687	3,335	15,369	18,704
M	8,593	3,234	7,287	10,521	19,114	58			243		1,740	654	465	22,216	3,266	15,431	18,697
A	8,431	3,142	7,317	10,459	18,890	17			119		2,089	611	469	22,179	3,243	15,488	18,731
M	8,971	3,123	7,318	10,441	19,411	264			187		2,120	304	488	22,511	3,400	15,891	19,291
J	10,695	3,251	7,121	10,371	21,067	290			125		978	260	460	22,889	3,559	16,114	19,673
J	11,953	3,295	6,938	10,233	22,187	396			110		382	252	467	23,398	3,696	16,492	20,189
A	12,057	3,200	6,950	10,150	22,208	271			115		105	269	435	23,131	3,660	16,452	20,112
S	11,056	3,371	6,768	10,139	21,195	34			145		650	251	445	22,686	3,676	16,407	20,082
O	10,860	3,215	6,825	10,041	20,900	78			99		1,315	288	452	23,054	3,770	16,369	20,139
N	11,106	3,215	6,752	9,967	21,073	138			115		1,000	267	458	22,913	3,538R	16,554R	20,092
D	11,021	3,339	6,650	9,988	21,010	93			62		2,031	311	459	23,873	3,969	17,187	21,157
1989 S 6	11,368	3,371	6,765	10,137	21,504				210		292	202	423	22,631	3,695	16,630	20,325
13	11,163	3,371	6,766	10,137	21,300	135			93		1,037	219	454	23,103	3,782	16,361	20,143
20	10,941	3,371	6,766	10,137	21,077				130		800	237	445	22,689	3,698	16,228	19,926
27	10,752	3,371	6,776	10,147	20,899				148		470	347	458	22,322	3,527	16,408	19,934
O 4	10,762	3,199	6,842	10,041	20,803				93		1,363	321	424	23,003	3,527	16,611	20,138
11	10,866	3,199	6,842	10,041	20,907	122			93		1,704	290	458	23,453	3,888	16,491	20,379
18	10,784	3,232	6,809	10,041	20,825				92		1,596	288	465	23,266	3,867	16,266	20,133
25	11,026	3,232	6,809	10,041	21,067	192			116		598	253	461	22,493	3,799R	16,108R	19,907
N 1	11,424	3,158	6,809	9,967	21,391	646			142		1,248	231	433	23,443	3,275	16,651	19,926
8	10,913	3,158	6,809	9,967	20,880	44			79		1,225	238	449	22,871	3,535	16,593	20,128
15	11,103	3,253	6,714	9,967	21,070				189		1,104	358C	452	23,173	3,771	16,477	20,248
22	11,049	3,253	6,714	9,967	21,017				81		560	293	462	22,414	3,723	16,362	20,084
29	11,039	3,253	6,714	9,968	21,007				84		863	212	497	22,663	3,387R	16,687R	20,074
D 6	10,872	3,253	6,714	9,968	20,840				50		1,492	290	441	23,113	3,494R	16,906R	20,400
13	11,367	3,253	6,715	9,968	21,335	313			50		1,728	322	468	23,903	3,930	16,840	20,769
20	10,937	3,424	6,585	10,009	20,946	57			49		2,155	362	447	23,958	3,980	17,426	21,406
27	10,909	3,425	6,585	10,009	20,918				99		2,750	270	483	24,520	4,050	18,001	22,051
1990 J 3	10,800	3,425	6,585	10,009	20,810				46		2,740	430	474	24,501	4,325	17,538	21,863

Canadian dollar deposits / Dépôts en dollars canadiens				Foreign currency liabilities / Engagements en monnaies étrangères	All other liabilities / Autres éléments du passif	Average of Wednesdays and Wednesday / Moyenne mensuelle des mercredis ou données du mercredi
Government of Canada / Gouvernement canadien	Chartered banks / Banques à charte	Other members of the Canadian Payments Association / Autres membres de l'Association canadienne des paiements	Other / Autres			
B54	B55	B59	B56	B57	B58	
12	2,554	169	436	125	254	1987 D
118	1,608	112	414	160	118	1988 J
75	1,410	137	294	301	255	F
121	1,995	206	244	332	410	M
55	1,866	84	290	408	353	A
13	1,716	192	309	473	299	M
12	1,950	193	324	422	322	J
13	1,872	97	361	438	341	J
13	1,963	168	394	322	380	A
14	2,210	155	348	302	390	S
12	1,910	220	325	363	371	O
83	1,819	179	371	217	399	N
15	2,081	158	381	261	203	D
13	1,848	173	410	313	128	1989 J
13	1,585	232	477	392	284	F
14	1,921	157	473	494	461	M
14	1,908	207	517	454	347	A
14	2,027	131	533	143	371	M
13	2,117	107	507	98	373	J
283	1,654	230	583	93	366	J
86	1,785	162	473	111	402	A
12	1,552	95	429	91	425	S
13	1,825	152	384	127	413	O
12	1,864	109	413	108	314	N
14	1,724	140	396	151	292	D
12	1,270	65	509	44	405	1989 S 6
11	1,843	188	403	60	456	13
14	1,851	56	366	77	399	20
12	1,244	70	439	185	439	27
11	1,771	203	338	159	383	O 4
12	1,955	217	330	130	429	11
16	1,991	109	492	127	398	18
13	1,584	80	376	91	443	20
12	2,651	75	425	71	283	N 1
14	1,783	169	371	78	327	8
11	1,861	176	405	198	274	15
11	1,313	37	506	137	324	22
13R	1,710	88	359	56	364	29
11R	1,682	149	451	133	286	D 6
15	2,062	220	340	161	333	13
12	1,610	86	388	203	253	20
16	1,541	103	404	108	297	27
15	1,585	282	428	271	56	1990 J 3

Chartered bank selected assets: Weekly series
Banques à charte : Quelques éléments de l'actif — Séries hebdomadaires

Millions of dollars En millions de dollars

Average of Wednesdays and Wednesday Moyenne mensuelle des mercredis ou données du mercredi	Canadian liquid assets Avoirs canadiens de première liquidité											Less liquid Canadian assets Avoirs canadiens de seconde liquidité			
	Bank of Canada notes Billets de la Banque du Canada	Bank of Canada deposits Dépôts à la Banque du Canada	Day-to-day loans Prêts au jour le jour	Treasury bills (amortized value) Bons du Trésor (valeur amortie)	Government of Canada direct and guaranteed bonds Obligations émises ou garanties par le gouvernement canadien		Call and short loans Prêts à vue ou à court terme		Holdings of selected short-term assets Divers avoirs à court terme		Total Total	Loans in Canadian dollars Prêts en dollars canadiens			
					3 years and under 3 ans ou moins	Over 3 years Plus de 3 ans	Special call loans Prêts à vue spéciaux	Other call and short loans Autres prêts à vue ou à court terme	Short-term paper Papier à court terme	Chartered Bank instruments Effets bancaires		Provinces Provinces	Municipalities Municipalités	Canada Savings Bonds Obligations d'épargne du Canada	General loans Prêts généraux Business Prêts aux entreprises
M/M W/S	B403 B113502	B404 B113404	B405 B113401	B406 B113402	B408 B113503	B409 B113504	B467 B113403	B468 B113512	B442 B113279	B471 B113264	B441 B113268	B421 B113513	B422 B113514	B426 B113501	B430 B113544
1987 D	3,589	2,554	5	11,123	1,534	2,166	668	569	2,440	5,780	30,428	171	1,054	63	87,138
1988 J	3,626	1,608	8	11,504	1,513	1,920	352	366	2,281	5,692	28,870	124	1,074	74	87,064
F	3,170	1,410	55	12,037	1,390	1,779	669	650	2,048	5,471	28,678	140	1,221	65	88,354
M	3,117	1,995	21	11,500	1,357	2,612	555	691	1,927	5,016	28,791	152	1,376	50	89,792
A	3,196	1,866	47	12,047	1,557	3,721	357	562	3,330	5,833	32,514	110	1,167	47	90,635
M	3,308	1,716	9	12,070	1,731	3,668	394	561	3,166	6,070	32,691	84	1,135	35	90,077
J	3,314	1,950	13	13,131	1,635	3,625	725	677	3,961	6,273	35,302	112	1,078	26	91,341
J	3,470	1,872	24	13,627	1,553	3,711	498	632	3,789	6,673	35,850	46	845	19	92,371
A	3,451	1,963	47	14,143	1,570	3,909	1,049	508	4,656	6,475	37,773	84	775	12	92,403
S	3,551	2,210	16	14,231	1,853	3,631	751	450	4,738	7,330	38,760	84	924	10	90,688
O	3,606	1,910	5	14,831	1,872	3,466	905	333	4,543	6,520	37,991	82	886	11	90,766
N	3,494	1,819	21	14,816	1,987	3,547	1,014	415	4,643	6,500	38,256	97	919	290	92,154
D	3,891	2,081	13	14,733	1,930	3,923	909	478	3,733	6,403	38,094	127	1,020	69	92,674
1989 J	3,940	1,848	6	13,983	2,014	4,372	495	304	3,840	6,899	37,703	124	1,050	77	93,053
F	3,335	1,585	22	13,511	1,682	3,632	992	357	3,744	7,507	36,366	248	1,196	69	94,008
M	3,266	1,921	5	13,526	1,586	3,463	580	333	4,128	7,687	36,494	202	1,409	63	96,359
A	3,243	1,908	10	14,633	1,773	3,336	514	433	4,162	7,501	37,512	156	1,007	48	96,668
M	3,400	2,027	35	14,857	1,732	3,498	552	358	4,339	7,198	37,995	157	985	38	98,902
J	3,559	2,117	15	15,757	1,981	3,117	553	384	4,272	7,664	39,418	182	1,128	34	99,868
J	3,696	1,654	3	14,882	1,758	2,774	522	605	3,959	7,658	37,512	167	889	22	102,033
A	3,660	1,785	19	16,345	1,428	2,303	189	475	3,484	7,037	36,726	205	830	18	102,594
S	3,676	1,552	8	16,700	1,605	1,992	482	392	3,517	6,804	36,728	166	947	7	102,695
O	3,770	1,825		15,611	1,475	2,185	153	331	3,725	7,437	36,513	170	899	11	104,102R
N	3,539R	1,864	10	16,707R	1,388R	2,283R	415	489R	3,067R	7,756R	37,517R	234	1,057	279	103,403R
D	3,969	1,724		17,004	1,552	1,967	504	356	4,142	7,589	38,807	153	1,187	56	103,452
1989 S 6	3,695	1,270	13	16,920	1,678	2,087	607	374	3,209	6,745	36,598	196	883	6	102,936
13	3,782	1,843		17,091	1,582	2,019	478	365	3,657	6,780	37,595	166	922	8	101,503
20	3,698	1,851	18	16,378	1,646	1,884	686	348	3,494	6,540	36,543	145	939	7	102,136
27	3,527	1,244		16,412	1,514	1,980	156	481	3,710	7,149	36,174	155	1,046	10	104,206
O 4	3,527R	1,771		16,067	1,510	2,046	176	307	3,893	7,987	37,284	171	863	1	104,951
11	3,888	1,955		15,892	1,332	2,333	216	327	4,196	7,091	37,230	178	888	11	104,035
18	3,867	1,991		15,475	1,571	2,231	131	330	3,168	7,106	35,870	155	897	18	103,604R
25	3,799R	1,584		15,011	1,487	2,131	89	360	3,644	7,564	35,669R	177	946	12	103,821R
N 1	3,275	2,651	20	16,245R	1,355	2,040R	151	440	2,855	7,900R	36,932R	244	939	65	104,022R
8	3,541R	1,783		17,222R	1,599	2,289	693	417	3,039R	7,876R	38,459R	143	985	241	102,832R
15	3,772R	1,861		17,607R	1,507R	2,236R	699	503	3,190R	7,521	38,896R	209	1,027R	953	104,384R
22	3,723	1,313	5	16,379R	1,222	2,488	186	550	2,984	7,217R	36,068R	354	1,082	98	103,042R
29	3,387R	1,710	25	16,080R	1,254R	2,361R	345	536R	3,271R	8,264R	37,232R	218	1,254R	38	102,736R
D 6	3,494	1,682		17,406	1,541	1,943	122	302	4,049	7,683	38,223	161	1,115	86	102,938
13	3,930	2,062		16,871	1,534	2,006	377	363	4,292	7,898	39,332	149	1,270	75	103,094
20	3,979	1,610		17,059	1,583	1,954	468	372	4,229	7,404	38,659	158	1,116	36	103,084
27	4,474	1,541		16,680	1,549	1,965	1,048	389	3,998	7,371	39,014	147	1,246	28	104,691
1990 J 3	4,610	1,585		16,345	1,588	1,880	464	293	3,336	7,126	37,227	146	1,130	74	105,753

Personal Prêts aux particuliers	Total Total	Residential mortgages Prêts hypothécaires à l'habitation	Non-residential mortgages Prêts hypothécaires sur immeubles non résidentiels	Leasing receivables Créances résultant de baux financiers	Canadian securities Titres canadiens: Provincial and municipal Provinces et municipalités	Canadian securities Titres canadiens: Corporate Sociétés	Canadian securities Titres canadiens: Corporations associated with banks Sociétés associées aux banques	Canadian securities Titres canadiens: Total Total	Total Total	Total Canadian dollar major assets Ensemble des principaux avoirs en dollars canadiens	Total Canadian dollar assets Ensemble des avoirs en dollars canadiens	Net foreign currency assets Avoirs nets en monnaies étrangères	Memo items: Liquidity as % of total Canadian dollar assets (excluding investment dealer subsidiaries) Pour mémoire : Avoirs liquides en pourcentage de l'ensemble des avoirs canadiens (à l'exclusion des avoirs des filiales de courtage): Earning liquid assets Avoirs de première liquidité productifs d'intérêts	Memo items: Liquidity as % of total Canadian dollar assets (excluding investment dealer subsidiaries) Pour mémoire : Avoirs liquides en pourcentage de l'ensemble des avoirs canadiens (à l'exclusion des avoirs des filiales de courtage): "Free" liquid assets Avoirs de premières liquidité « libres »	Average of Wednesdays and Wednesday Moyenne mensuelle des mercredis ou données du mercredi
B431 B113545	B425 B113533	B429 B113543	B432 B113546	B433 B113547	B436/37 B113270/1	B438 B113272	B439 B113273	B435 B113269	B414 B113254	B499 B113251	B440 B113267	B410 B113520	B1452 B113002	B1453 B113003	
49,122	136,260	62,061	4,577	2,651	995	9,359	162	10,516	217,352	242,000	290,389	−9,850	8.0	6.3	1987 D
49,606	136,670	62,693	4,655	2,674	1,043	9,130	160	10,333	218,297	241,475	289,805	−10,011	8.0	6.1	1988 J
49,452	137,806	65,592	4,697	2,725	1,015	9,063	188	10,267	220,511	243,719	292,611	−10,413	8.0	5.9	F
50,103	139,895	63,911	4,919	2,747	1,129	8,858	190	10,177	223,227	247,002	296,575	−10,282	7.8	6.0	M
50,882	141,517	64,712	4,959	2,762	1,137	9,012	216	10,365	225,638	252,320	304,798	−11,298	8.0	6.3	A
51,741	141,818	65,687	5,015	2,768	1,159	9,212	294	10,665	227,207	253,828	307,643	−9,313	7.9	6.2	M
52,916	144,257	67,171	5,193	2,822	1,172	9,508	262	10,942	231,602	260,632	314,728	−10,012	8.2	6.6	J
53,650	146,021	69,134	5,361	2,803	1,231	9,409	236	10,876	235,106	264,282	319,322	−9,798	8.3	6.7	J
54,226	146,629	70,474	5,414	2,829	1,124	9,516	237	10,878	237,096	268,393	323,975	−9,604	8.6	7.0	A
55,080	145,768	71,728	5,577	2,813	1,210	9,349	229	10,788	237,693	269,123	326,708	−9,697	8.7	7.2	S
55,422	146,188	72,955	5,632	2,804	1,177	9,497	229	10,903	239,461	270,932	329,612	−9,771	8.6	7.0	O
55,682	147,836	73,967	5,723	2,800	1,183	10,037	239	11,458	243,091	274,847	334,246	−10,937	8.4	6.8	N
56,341	149,014	75,218	5,795	2,760	1,130	10,082	228	11,440	245,443	277,135	336,774R	−11,501R	8.4	7.0	D
56,651	149,704	75,711	5,918	2,796	1,139	10,047	226	11,413	246,794	277,597	337,652	−11,052	8.2	6.8	1989 J
56,501	150,509	76,361	5,957	2,829	1,050	10,241	235	11,526	248,695	277,555	339,236	−11,282	8.2	6.4	F
57,365	153,724	77,208	5,986	2,889	998	10,516	233	11,746	253,227	282,034	344,679	−10,209	8.0	6.4	M
57,494	154,162	78,436	6,124	2,921	936	10,858	225	12,018	254,872	284,883	348,540	−10,083	8.1	6.5	A
58,147C	157,049	79,726	6,339	2,953	963	11,000	220	12,182	259,430	290,228	353,780	−10,697	7.9	6.5	M
59,154C	159,022	80,734	6,403	2,981	1,076	11,133	220	12,428	262,913	294,667	358,127	−12,065	8.0	6.7	J
59,810	161,843	82,048	6,497	3,006	1,054	11,098	216	12,368	266,840	296,694	360,842	−11,256	7.4	6.0	J
60,277	162,871	83,289	6,637	3,051	980	11,043	221	12,245	269,144	298,833	362,010	−10,009	7.1	5.7	A
60,996	163,691	84,758	6,692	3,083	941	10,864	218	12,023	271,369	301,292	264,173	−9,325	7.2	5.8	S
61,456	165,558R	85,812	6,699	3,093	998	10,923	216	12,137	274,380R	303,456R	368,308R	−9,268R	7.0	5.7	O
61,669R	165,072R	87,334R	6,691R	3,102	1,082R	11,278R	211	12,571R	276,340R	306,102R	373,624R	−10,335R	7.4	6.1	N
62,277	165,728	89,094	6,796	3,108	1,073	11,562	220	12,855	278,978	310,196	377,026	−9,622	7.7	6.5	D
60,588	163,524	84,321	6,709	3,073	901	11,128	218	12,246	270,958	300,811	363,363	−9,194	7.3	5.8	1989 S 6
60,912	162,416	84,536	6,671	3,076	920	11,080	218	12,218	270,012	300,827	363,535	−9,391	7.4	6.1	13
61,127	163,263	84,936	6,692	3,085	980	10,635	218	11,834	270,900	300,903	362,870	−9,039	7.1	5.8	20
61,355	165,561	85,240	6,698	3,100	962	10,614	218	11,794	273,605	302,629	366,925	−9,675	7.1	5.6	27
61,418	166,368	85,509	6,714	3,082	1,023	10,978	219	12,221	274,930	304,227	369,344	−9,701	7.2	5.8	O 4
61,315	165,350	85,629	6,650	3,091	1,018	11,068	219	12,306	274,103	304,242	368,115	−8,688	7.0	5.8	11
61,450	165,054R	86,913	6,715	3,073	989	10,841	219	12,049	273,876R	302,640R	367,751R	−9,053	6.9	5.7	18
61,641	165,461R	86,197	6,719	3,125	962	10,803	208	11,973	274,610R	302,716R	368,021R	−9,630R	6.9	5.6	25
61,740R	165,761R	86,662R	6,695R	3,097R	1,053	11,132R	211	12,397R	275,860R	304,891R	374,190R	−9,772R	7.2	6.0	N 1
61,498R	164,330R	86,930R	6,683	3,110	1,052	10,984R	211	12,248R	274,670R	305,252R	371,973R	−10,820R	7.8	6.4	8
61,467R	165,850R	87,271R	6,708	3,044	1,070	11,508R	211	12,789R	277,851R	309,226R	375,021R	−11,311R	7.7	6.5	15
61,757R	164,799R	87,666R	6,668R	3,118	1,127	11,401R	211	12,739R	276,524R	305,374R	372,342R	−9,645R	7.1	5.7	22
61,886R	164,621R	88,141R	6,700R	3,140	1,110R	11,363R	211	12,684R	276,797R	305,765R	374,593R	−10,126R	7.3	5.9	29
61,880	164,818	88,520	6,723	3,105	1,036	11,292	219	12,547	277,074	307,614	375,146	−9,738	7.7	6.4	D 6
62,223	165,317	88,759	6,794	3,111	1,118	11,754	220	13,091	278,567	310,001	376,952	−10,313	7.8	6.6	13
62,457	165,542	89,442	6,815	3,103	1,084	11,689	220	12,993	279,204	310,459	376,956	−9,607	7.8	6.5	20
62,546	167,237	89,654	6,853	3,112	1,056	11,514	220	12,789	281,067	312,710	379,049	−8,831	7.6	6.5	27
62,629	168,382	89,460	6,844	3,094	1,083	11,403	218	12,704	281,834	311,935	378,426	−7,988	7.4	6.3	1990 J 3

Chartered bank selected liabilities: Weekly series
Banques à charte : Quelques éléments du passif — Séries hebdomadaires

Millions of dollars En millions de dollars

Average of Wednesdays and Wednesday Moyenne mensuelle des mercredis ou données du mercredi	Canadian dollar deposit liabilities Dépôts en dollars canadiens														
	Personal savings deposits Dépôts d'épargne des particuliers						Non-personal term and notice deposits Dépôts à terme ou à préavis autres que ceux des particuliers					Demand (less private sector float) Dépôts à vue (moins effets du secteur privé en cours de compensation)	Total deposits held by general public Ensemble des dépôts du public	Government of Canada deposits Dépôts du gouvernement canadien	Total (less private sector float) Total (moins effets du secteur privé en cours de compensation)
	Chequable Transférables par chèques		Non-chequable Non transférables par chèques		Fixed term À terme fixe	Total Total	Chequable Transférables par chèques	Non-chequable Non transférables par chèques	Bearer term notes Billets à terme au porteur	Other fixed term Autres dépôts à terme fixe	Total Total				
	Daily interest À intérêt quotidien	Other Autres	Daily interest À intérêt quotidien	Other Autres											
M/M W/S	B484 B113535	B485 B113536	B479 B113645	B480 B113266	B454 B113606	B451 B113522	B472 B113607	B473 B113608	B474 B113609	B475 B113610	B455 B113259	B478 B113260	B465 B113258	B456 B113408	B477 B113257
1987 D	26,345	4,588	28,872	22,420	54,437	136,662	14,074	2,833	5,189	30,059	52,154	21,570	210,385	2,137	212,522
1988 J	26,079	4,442	29,962	22,274	55,136	137,894	13,332	2,771	5,757	29,668	51,528	20,804	210,225	1,573	211,798
F	25,927	4,417	30,751	21,928	56,490	139,515	12,916	2,715	6,177	29,557	51,366	19,815	210,695	1,264	211,959
M	25,555	4,387	31,304	21,312	58,623	141,182	13,300	2,700	6,314	29,853	52,168	20,135	213,485	2,323	215,807
A	25,822	4,421	32,452	21,184	59,115	142,994	12,966	2,708	7,066	30,096	52,836	21,650	217,480	1,588	219,069
M	26,042	4,489	33,795	21,214	59,170	144,709	13,349	2,775	7,048	30,245	53,418	22,059	220,185	1,938	222,124
J	26,140	4,541	35,240	20,849	59,376	146,146	13,823	2,831	7,416	31,414	55,484	23,384	225,015	1,462	226,477
J	26,178	4,520	36,536	20,438	59,813	147,485	13,933	2,878	7,996	32,064	56,871	23,788	228,143	2,412	230,556
A	26,584	4,520	37,845	20,372	60,184	149,505	13,956	2,796	8,845	32,371	57,968	23,669	231,142	2,260	233,402
S	26,620	4,499	38,226	19,900	60,512	150,756	14,238	2,854	8,940	31,863	57,895	23,800	232,451	1,968	234,419
O	26,435	4,460	39,969	19,810	60,950	151,625	14,178	2,956	8,206	31,460	56,800	23,256	231,681	2,391	234,071
N	26,885	4,657	40,135	19,896	62,605	154,178	14,864	2,919	7,072	31,353	56,209	23,600	233,987	1,839	235,826
D	26,885	4,628	40,989	19,607	63,320	155,429	15,131	2,908	6,925	31,440	56,404	24,312	236,145	1,281	237,426
1989 J	26,758	4,510	42,160	19,489	64,106	157,024	14,554	2,943	7,101	31,623	56,221	23,399	236,644	1,431	238,075
F	26,780	4,526	43,149	19,262	65,398	159,115	14,299	2,951	7,595	31,241	56,086	22,229	237,431	1,109	238,539
M	26,255	4,484	43,675	18,755	68,468	161,636	14,702	2,926	8,235	32,454	58,318	22,567	242,522	1,515	244,037
A	26,330	4,479	44,621	18,578	70,167	164,175	14,470	3,004	8,542	31,684	57,701	22,238	244,113	1,659	245,772
M	26,298	4,563	45,381	18,715	71,495	166,453	14,992	3,089	7,706	32,514	58,302	23,020	247,775	1,807	249,582
J	26,322	4,548	46,821	18,317	72,632	168,639	15,428	3,168	7,871	32,294	58,761	23,031	250,431	994	251,426
J	26,475	4,565	48,291	18,056	73,098	170,485	15,894	3,172	7,263	32,002	58,332	23,321	252,139	1,697	253,835
A	26,774	4,514	49,774	17,980	73,422	172,463	15,825	3,248	7,128	32,786	58,987	23,483	254,934	1,110	256,044
S	27,011	4,502	51,211	17,850	73,653	174,228	16,468	3,345	7,331	31,608	58,752	23,485	256,465	1,186	257,652
O	26,985	4,448	52,364	17,780	73,685	175,263	16,667	3,476	7,203	31,521R	58,867R	24,001R	258,130R	1,174	259,304R
N	27,766R	4,636R	54,007R	18,155R	75,151R	179,716R	17,327R	3,673R	6,952	32,312R	60,264R	22,563R	262,542R	1,234	263,776R
D	27,948	4,608	55,391	17,871	75,935	181,753	17,832	3,747	6,792	33,160	61,531	24,394	267,678	1,342	269,021
1989 S 6	27,199	4,577	50,974	17,913	73,570	174,233	16,465	3,362	7,522	31,356	58,705	23,731	256,670	644	257,314
13	26,886	4,465	51,088	17,848	73,680	173,968	16,067	3,319	7,288	31,008	57,681	23,363	255,012	2,104	257,116
20	26,931	4,439	51,331	17,821	73,686	174,209	16,656	3,318	7,259	31,618	58,852	23,209	256,269	1,036	257,306
27	27,028	4,528	51,450	17,818	73,676	174,501	16,685	3,381	7,255	32,450	59,771	23,638	257,910	961	258,871
O 4	27,166	4,527	52,136	17,831	73,661	175,321	16,942	3,383	7,158	31,677	59,160	25,239	259,720	1,021	260,741
11	26,930	4,445	52,283	17,779	73,650	175,086	16,526	3,458	7,062	31,810	58,855	24,758	258,700	1,602	260,302
18	26,986	4,417	52,481	17,776	73,679	175,340	16,776	3,514	7,235R	31,256R	58,781R	23,190	257,311R	1,290	258,601R
25	26,861	4,404	52,556	17,736	73,749	175,305	16,424	3,547	7,358	31,342R	58,670R	22,816R	256,791R	782	257,574R
N 1	28,316	4,774	53,574	18,370	74,224R	179,257R	17,705	3,756	7,343R	32,040R	60,844R	22,692R	262,794R	2,453	265,247R
8	27,593	4,625	53,845	18,189	75,056R	179,309R	16,893	3,716	7,127	31,988R	59,724R	22,914R	261,946R	739	262,685R
15	27,662	4,584	53,998	18,116	75,278R	179,638R	17,571R	3,687	6,625	32,994R	60,877R	21,906R	262,421R	1,836	264,257R
22	27,425	4,508	54,246	18,045	75,533R	179,757R	17,255	3,607	6,719R	32,097R	59,678R	22,792R	262,226R	490	262,717R
29	27,836R	4,689R	54,374R	18,054R	75,664R	180,617R	17,211R	3,601R	6,947R	32,439R	60,197R	22,509R	263,323R	652	263,976R
D 6	27,865	4,580	55,212	17,951	75,705	181,313	17,365	3,625	6,856	32,976	60,822	23,838	265,973	762	266,734
13	27,602	4,504	55,242	17,845	75,858	181,051	17,511	3,737	6,740	33,087	61,076	23,876	266,002	2,003	268,005
20	27,954	4,612	55,419	17,824	76,050	181,859	17,989	3,795	6,766	33,152	61,702	24,922	268,483	1,373	269,855
27	28,371	4,737	55,692	17,863	76,127	182,790	18,462	3,832	6,807	33,425	62,526	24,939	270,256	1,232	271,488

Estimated net private sector float **Solde des effets du secteur privé en cours de compensation (estimations)**	Gross deposits **Montant brut des dépôts**	Total Canadian dollar float **Ensemble des effets en dollars canadiens en cours de compensation**	Gross demand deposits **Dépôts à vue (montant brut)**			Bankers' acceptances outstanding **Acceptations bancaires en circulation**	Debentures issued and outstanding payable in Canadian dollars **Débentures libellées en dollars canadiens en circulation**	Foreign currency business with Canadian residents (booked in Canada) **Opérations en monnaies étrangères avec des résidents canadiens (Sièges et succursales canadiennes seulement)**					Average of Wednesdays and Wednesday **Moyenne mensuelle des mercredis ou données du mercredi**
			Personal chequing **Comptes de chèques personnels**	Other **Autres**	Total **Total**			Securities **Titres**	Loans **Prêts**	Deposits **Dépôts**			
										Deposits of banks **Dépôts des banques**	Other **Autres**	Total **Total**	
B476 B113541	B450 B113521	B460 B113530	B486 B113537	B487 B113538	B457 B113640	B461 B113641	B462 B113523	B483 B113508	B498 B113527	B481 B113525	B482 B113526	B496 B113528	
19	212,541	−90	3,190	18,399	21,589	30,992	1,823	2,385	25,102	3,020	8,948	11,968	1987 D
−436	211,362	−449	2,945	17,423	20,368	31,240	1,772	2,325	25,436	2,725	8,485	11,210	1988 J
−219	211,740	−522	2,933	16,663	19,596	32,032	1,704	2,261	24,849	2,534	8,030	10,564	F
−910	214,897	−953	2,960	16,265	19,225	33,026	1,658	2,119	24,408	2,465	8,098	10,564	M
−730	218,339	−587	3,501	17,419	20,921	33,838	1,643	1,525	24,894	2,641	8,380	11,021	A
−707	221,417	−1,009	3,784	17,568	21,352	34,762	1,634	1,338	24,759	2,685	8,295	10,979	M
−753	225,724	−767	3,918	18,713	22,631	34,663	1,908	1,242	23,989	2,873	8,398	11,271	J
−1,294	229,262	−1,200	3,987	18,507	22,494	35,039	1,903	1,212	23,575	2,502	7,981	10,483	J
−1,012	232,390	−1,248	4,008	18,649	22,657	35,705	1,933	1,183	24,048	2,681	8,135	10,817	A
−1,472	232,946	−1,463	3,931	18,396	22,327	37,543	1,929	1,354	25,504	2,720	8,128	10,849	S
−1,157	232,914	−1,206	3,930	18,169	22,099	39,394	2,177	1,297	24,891	2,827	8,007	10,834	O
257	236,082	−382	4,486	19,371	23,856	40,127	2,185	1,146	25,729	2,798	8,177	10,975	N
−477	236,949	−572	4,478	19,357	23,836	40,709	2,265	1,088	25,017	2,652	8,235	10,888	D
−815	237,260	−1,138	4,137	18,447	22,585	41,133	2,354	1,047	25,713	2,683	8,235	10,918	1989 J
−1,035	237,504	−699	4,240	16,954	21,194	41,801	2,357	1,094	25,568	2,682	8,034	10,717	F
−1,379	242,658	−1,281	4,279	16,909	21,188	42,796	2,287	1,175	25,324	2,321	8,006	10,327	M
−1,465	244,308	−1,276	4,258	16,515	20,773	44,259	2,252	1,268	24,416	2,116	8,009	10,125	A
−1,355	248,228	−1,483	4,443	17,223	21,666	44,369	2,081	1,396	25,398	2,154	8,084	10,238	M
−1,014	250,411	−1,202	4,428	17,589	22,016	43,623	2,042	1,267	25,911	2,224	8,002	10,226	J
−1,182	252,653	−1,174	4,626	17,513	22,139	43,496	2,229	1,235	25,778	2,447	8,239	10,686	J
−1,574	254,470	−1,633	4,670	17,240	21,910	43,547	2,426	1,270	25,284	2,348	8,437	10,785	A
−1,638	256,014	−1,494R	4,558	17,290	21,847	43,828	2,582	1,181	25,893	2,194	8,731	10,925	S
−2,043R	257,262R	−2,233	4,582	17,376	21,958	45,440	2,607	1,111	25,907	2,124	8,806	10,929	O
−101R	263,675R	3R	4,714R	17,748R	22,462R	45,668R	2,609	1,087	25,761R	2,214R	8,891	11,106R	N
−707	268,314	−924	5,174	18,513	23,687	45,273	2,593	996	25,898	2,367	9,246	11,613	D
−1,370	255,943	−1,306	4,637	17,724	22,361	43,327	2,575	1,245	25,504	2,282	8,518	10,800	1989 S 6
−1,569	255,547	−1,617	4,465	17,329	21,794	43,950	2,575	1,194	25,811	2,164	8,720	10,884	13
−1,814	255,492	−1,815	4,515	16,880	21,395	43,313	2,590	1,138	26,173	2,188	8,927	11,115	20
−1,799	257,072	−1,240	4,614	17,226	21,839	44,723	2,590	1,146	26,084	2,141	8,759	10,900	27
−2,463	258,278	−2,357	4,710	18,066	22,776	45,136	2,605	1,108	25,840	2,221	8,892	11,113	O 4
−2,477	257,825	−2,467	4,548	17,733	22,281	45,094	2,605	1,150	25,837	2,116	8,827	10,943	11
−1,555	257,046R	−1,528	4,556	17,079	21,635	45,739	2,609	1,095	25,896	2,079	8,708	10,787	18
−1,676R	255,898R	−2,581R	4,513	16,627	21,140	45,791	2,609	1,091	26,055R	2,078	8,796	10,874	25
779R	266,026R	2,824R	4,931	18,541R	23,471R	45,363R	2,608	1,126	26,134R	2,225	8,465	10,676R	N 1
−565R	262,120R	−601R	4,598	17,750R	22,348R	45,695	2,609	1,053	25,722R	2,124	9,030	11,155	8
575R	264,833R	−1,022R	4,677	17,804R	22,482R	45,162	2,609	1,111	26,042	2,262	9,331	11,593	15
−913R	261,804R	−1,209R	4,551	17,328	21,879	45,829	2,609	1,096	25,495R	2,089R	8,804R	10,893R	22
−381R	263,595R	22R	4,812R	17,317R	22,129R	46,288R	2,609	1,048R	25,414R	2,385R	8,825R	11,211R	29
−959	265,775	−949	5,100	17,779	22,879	45,940	2,608	1,109	25,388	2,052	9,064	11,116	D 6
−842	267,162	−1,480	4,997	18,037	23,034	45,260	2,608	995	25,491	2,255	9,166	11,421	13
−1,675	268,780	−775	5,176	18,670	23,847	45,039	2,577	926	26,323	2,654	9,458	12,112	20
50	271,538	−492	5,421	19,567	24,989	44,852	2,577	956	26,388	2,508	9,296	11,804	27

Millions of dollars
En millions de dollars

End of period / En fin de période	Canadian dollar liquid assets / Avoirs de première liquidité en dollars canadiens									Less liquid Canadian dollar assets / Avoirs de seconde liquidité en dollars canadiens							
	Bank of Canada deposits and notes / Créances sur la Banque du Canada (dépôts et billets)	Day-to-day loans / Prêts au jour le jour	Treasury bills (amortized value) / Bons du Trésor (valeur amortie)	Government of Canada direct and guaranteed bonds / Obligations émises ou garanties par le gouvernement canadien			Call and short loans / Prêts à vue ou à court terme		Total / Total	Loans in Canadian dollars / Prêts en dollars canadiens							
				3 years and under / 3 ans ou moins	Over 3 years / Plus de 3 ans	Total / Total	Special call loans / Prêts à vue spéciaux	Other call and short loans / Autres prêts à vue ou à court terme		Provinces / Provinces	Municipalities / Municipalités	Canada Savings Bonds / Obligations d'épargne du Canada	General loans / Prêts généraux	Residential mortgages / Prêts hypothécaires à l'habitation	Non-residential mortgages / Prêts hypothécaires sur immeubles non résidentiels	Leasing receivables / Créances résultant de baux financiers	Total / Total
	B603	B606	B607	B665	B610	B608	B666	B667	B668	B622	B623	B625	B627	B631	B632	B633	B634
1986 O	4,822	26	14,503	864	1,929	2,793	1,745	549	24,438	163	898	7	126,104	48,256	3,877	2,906	182,212
N	5,106	13	13,334	954	1,936	2,890	1,909	547	23,799	66	981	90	125,275	48,892	3,942	2,923	182,170
D	6,139	10	14,827	1,017	1,557	2,574	2,293	688	26,531	68	1,031	60	124,332	49,643	3,948	2,753	181,835
1987 J	5,271	18	16,321	985	1,407	2,392	1,347	1,223	26,573	60	1,146	58	124,036	49,964	4,039	2,830	182,132
F	4,794	1	16,152	982	1,585	2,567	1,353	544	25,411	37	1,273	55	125,567	50,303	4,098	2,851	184,184
M	5,690	17	17,533	1,450	1,639	3,089	1,747	615	28,691	125	1,207	58	126,365	50,796	4,126	2,849	185,526
A	5,394	7	18,437	1,332	1,662	2,994	1,895	688	29,415	160	1,081	46	128,657	51,689	4,218	2,863	188,713
M	5,304	5	17,342	1,328	1,908	3,236	1,681	624	28,192	97	1,021	40	128,748	52,831	4,202	2,874	189,813
J	5,810	6	15,917	1,423	1,878	3,301	1,151	799	26,984	126	878	32	130,931	54,890	4,334	2,881	194,073
J	5,545	10	15,353	1,300	2,084	3,385	1,530	847	26,670	188	840	22	131,107	56,011	4,468	2,964	195,601
A	5,706	14	13,757	1,456	1,775	3,231	1,639	736	25,082	155	848	20	132,382	57,085	4,352	2,986	197,829
S	5,380	6	13,349	1,587	2,207	3,794	1,691	844	25,063	130	838	8	133,599	59,731	4,483	2,550	201,339
O	5,319	3	16,021	1,447	2,510	3,958	957	886	27,144	153	891	11	135,161	60,700	4,431	2,646	203,992
N	5,167	4	11,955	1,438	2,314	3,751	1,039	618	22,534	139	1,026	140	136,945	61,537	4,553	2,655	206,996
D	6,653	10	11,405	1,849	1,924	3,773	1,312	526	23,679	170	1,056	76	137,429	62,468	4,638	2,666	208,504
1988 J	4,839	10	11,739	1,518	1,793	3,311	534	458	20,891	144	1,145	77	138,090	63,384	4,859	2,728	210,427
F	4,687	10	11,831	1,374	2,255	3,629	741	652	21,550	184	1,327	64	140,427	63,752	4,897	2,741	213,392
M	4,916	12	11,834	1,550	3,557	5,107	674	859	23,402	188	1,266	45	141,358	64,562	4,976	2,774	215,169
A	4,522	20	12,816	1,852	3,800	5,653	953	482	24,446	152	1,174	50	142,498	65,287	4,993	2,763	216,915
M	5,101	1	12,464	1,679	3,616	5,295	709	873	24,443	159	1,043	39	143,975	66,359	5,122	2,795	219,492
J	4,933	15	13,741	1,702	3,733	5,436	1,414	1,060	26,598	144	917	28	147,815	68,297	5,488	2,786	225,475
J	5,206	30	13,824	1,533	3,748	5,281	1,728	657	26,726	103	794	20	148,174	69,678	5,458	2,815	227,042
A	5,252	2	14,613	1,723	3,580	5,303	1,287	495	26,951	99	794	3	146,853	71,123	5,510	2,842	227,224
S	4,983	7	13,964	1,838	3,536	5,374	1,761	453	26,543	95	898	18	147,778	72,435	5,664	2,816	229,703
O	6,057	18	15,596	1,996	3,640	5,637	1,327	571	29,206	121	971	10	148,527	73,485	5,769	2,860	231,742
N	4,783	10	15,196	1,751	3,696	5,446	1,471	438	27,343	95	948	76	149,252	74,577	5,801	2,747	233,495
D	6,605	95	14,690	2,179	4,174	6,353	1,785	334	29,862	129	1,012	69	150,907	75,690	5,911	2,809	236,528
1989 J	5,209	122	13,041	1,843	4,025	5,868	1,904	323	26,468	324	1,159	83	149,999	76,199	5,926	2,864	236,553
F	5,036		14,161	1,827	3,381	5,209	1,135	450	25,991	248	1,332	73	153,495	76,885	5,915	2,877	240,825
M	4,609		13,973	1,787	3,369	5,156	1,032	431	25,202	155	1,257	72	155,829	78,008	6,096	2,920	244,337
A	4,933	35	14,961	1,708	3,568	5,275	1,156	520	26,880	233	1,015	61	157,415	79,051	6,235	2,957	246,967
M	5,900	147	15,190	1,833	3,227	5,059	332	394	27,022	187	1,026	22	159,301	80,230	6,370	2,976	250,111
J	5,217	41	15,588	1,938	3,328	5,266	1,309	572	27,994	259	942	29	162,706	81,625	6,511	3,019	255,093
J	6,251	62	15,773	1,468	2,543	4,011	387	618	27,102	181	910	26	164,189	82,689	6,556	3,021	257,573
A	5,313	3	17,020	1,487	2,072	3,559	544	579	27,017	223	879	9	163,577	84,010	6,749	3,084	258,530
S	4,815		16,825	1,761	1,809	3,570	554	625	26,389	233	868	10	167,006	85,392	6,747	3,091	263,347
O	5,340	31	15,978	1,468	2,198	3,666	538R	488R	26,041	156	934	12	165,352R	86,671	6,722	3,099	262,946R

Less liquid Canadian dollar assets / Avoirs de seconde liquidité en dollars canadiens					Total of foregoing / Ensemble des avoirs précédents	Canadian dollar deposits with other banks / Dépôts en dollars canadiens à d'autres banques		Canadian dollar items in transit (net) / Solde des effets en dollars canadiens en cours de compensation	Customers' liability under acceptances / Engagements de clients au titre d'acceptations	Other assets / Autres éléments de l'actif	Total Canadian dollar assets / Ensemble des avoirs en dollars canadiens	Total foreign currency assets / Ensemble des avoirs en monnaies étrangères	Total assets / Ensemble de l'actif	End of period / En fin de période
Canadian securities / Titres canadiens														
Provincial and municipal / Provinces et municipalités	Corporate / Sociétés: Shares / Actions	Corporate / Sociétés: Other / Autres	Corporations associated with banks / Sociétés associées aux banques	Total / Total		Operating balances / Soldes d'opérations courantes	Other balances / Autres soldes							
B635	B636	B637	B638	B616	B669	B639	B640	B628	B641	B642	B670	B671	B672	
1,345	5,867	4,380	173	11,765	218,415	166	5,874	462	24,927	8,528	258,373	195,090	453,463	1986 O
1,356	5,813	4,092	171	11,432	217,400	320	5,572	374	25,636	8,661	257,963	198,707	456,670	N
1,420	5,855	5,075	168	12,518	220,884	147	6,119	−201	24,896	8,822	260,668	207,304	467,972	D
1,401	5,882	4,484	168	11,935	220,640	172	5,158	704	25,915	8,889	261,478	192,761	454,238	1987 J
1,605	5,978	4,441	168	12,192	221,788	140	6,155	−733	26,917	8,870	263,137	192,906	456,043	F
1,834	5,952	4,250	170	12,206	226,423	248	6,024	−155	27,478	8,856	268,874	191,353	460,227	M
1,953	6.079	4,810	173	13,015	231,144	316	6,675	−731	27,838	8,759	274,001	195,430	469,430	A
1,812	5,958	4,608	173	12,552	230,557	180	5,880	−811	28,517	8,822	273,145	198,565	471,709	M
1,650	5,867	4,585	173	12,276	233,334	155	5,989	−734	27,818	8,747	275,309	198,325	473,634	J
1,641	5,785	4,175	178	11,779	234,050	165	5,461	−23	28,388	10,854	278,894	186,333	465,227	J
1,628	5,805	4,682	178	12,293	235,204	164	6,566	−100	28,294	10,867	280,995	186,133	467,128	A
1,913	6,068	4,620	177	12,778	239,179	170	6,888	−451	28,644	10,828	285,259	186,209	471,468	S
2,272	6,005	5,007	181	13,465	244,601	138	6,287	−683	29,741	11,187	291,271	188,849	480,120	O
2,522	6,004	4,727	181	13,434	242,963	198	5,562	−69	30,118	11,199	289,971	191,787	481,758	N
2,443	5,931	4,345	182	12,901	245,085	211	6,658	381	31,115	11,429	294,879	191,505	486,384	D
2,248	5,928	4,228	187	12,591	243,909	150	5,469	−204	31,440	11,238	292,003	180,639	472,642	1988 J
1,738	5,897	4,291	188	12,114	247,056	178	4,907	−1,125	31,973	11,160	294,149	176,139	470,288	F
2,078	5,971	5,281	193	13,522	252,094	232	5,656	−299	33,717	12,680	304,080	176,187	480,268	M
2,276	5,987	5,578	290	14,132	255,493	168	5,832	−557	34,115	12,846	307,898	173,305	481,203	A
2,556	6,058	5,452	308	14,374	258,309	176	6,193	−680	34,488	12,880	311,365	174,284	485,649	M
2,609	5,994	5,926	232	14,761	266,835	272	7,103	−1,317	34,192	13,065	320,149	173,707	493,857	J
2,857	6,002	6,089	236	15,183	268,951	182	6,271	−1,155	35,083	13,037	322,368	168,626	490,994	J
3,294	6,003	6,214	228	15,739	269,914	212	7,043	−256	36,199	12,799	325,910	173,279	499,189	A
3,117	5,932	5,909	227	15,185	271,431	292	6,459	−555	37,769	12,521	327,917	170,554	498,471	S
3,096	6,128	6,599	216	16,040	276,988	210	5,912	−78	39,632	11,746	334,410	168,175	502,584	O
2,913	6,052	6,444	223	15,631	276,470	353	6,724	−542	40,626	11,922	335,553	166,900	502,453	N
2,722	6,096	5,927	215	14,960	281,349	296	6,616	−779	40,191	12,078	339,752	168,900	508,652	D
3,012	6,166	6,196	221	15,595	278,616	225	7,308	85	41,500	11,865	339,599	163,392	502,991	1989 J
2,874	6,272	7,009	219	16,374	283,190	310	7,298	−1,820	41,885	12,086	342,950	170,046	512,996	F
2,420	7,274	6,260	221	16,175	285,714	257	7,931	−917	42,449	12,044	347,477	169,197	516,674	M
2,501	7,343	6,452	216	16,512	290,359	263	6,992	−903	44,086	12,128	352,925	166,076	519,001	A
2,745	7,393	6,614	216	16,968	294,101	315	7,849	−1,160	43,499	11,927	356,531	168,871	525,402	M
3,076	7,318	5,961	212	16,567	299,654	359	7,685	−858	42,644	12,187	361,669	169,598	531,267	J
2,771	7,337	5,830	217	16,156	300,831	368	6,981	−209	43,078	12,257	363,306	168,507	531,813	J
2,707	7,461	5,595	213	15,976	301,524	422	7,019	−695	43,211	12,524	364,005	167,126	531,131	A
3,030	7,254	6,008	215	16,506	306,241	376	7,294	−654	44,151	12,144	369,553	168,667	538,219	S
2,623	7,385R	5,449R	207	15,663R	304,650R	397	7,598R	532	45,269	12,800	371,247R	161,017R	532,264R	O

Millions of dollars
En millions de dollars

End of period / En fin de période	Canadian dollar deposits / Dépôts en dollars canadiens												Advances from Bank of Canada / Avances de la Banque du Canada	Bankers' acceptances / Acceptations bancaires	Liabilities of subsidiaries other than deposits / Engagements de filiales autres que les dépôts
	Personal savings deposits / Dépôts d'épargne des particuliers				Non-personal term and notice deposits / Dépôts à terme ou à préavis autres que ceux des particuliers			Gross demand deposits / Dépôts à vue (montant brut)			Government of Canada / Gouvernement canadien	Total / Total			
	Chequable / Transférables par chèques	Non-chequable / Non transférables par chèques	Fixed term / À terme fixe	Total / Total	Notice / À préavis	Fixed term / À terme fixe	Total / Total	Personal chequing / Comptes de chèques personnels	Other / Autres	Total / Total					
	B678	B679	B680	B654	B681	B682	B683	B676	B684	B685	B652	B651	B658	B686	B687
1986 O	33,046	44,444	51,519	129,009	12,710	32,556	45,266	3,425	15,924	19,349	1,763	195,387	3,387	24,927	1,775
N	33,166	43,885	52,428	129,480	12,706	32,235	44,941	3,440	16,203	19,643	901	194,965	1,697	25,636	2,003
D	33,164	43,974	52,718	129,855	14,328	33,280	47,609	3,339	16,784	20,123	2,045	199,632	868	24,896	2,031
1987 J	33,484	44,145	53,350	130,978	13,276	32,175	45,451	3,321	16,939	20,261	888	197,578	1,096	25,915	2,083
F	33,666	43,884	53,975	131,525	13,792	33,085	46,877	3,438	15,780	19,218	1,427	199,046	1,019	26,917	2,259
M	33,691	43,665	54,871	132,227	14,372	33,436	47,808	3,248	16,679	19,927	2,807	202,770	901	27,478	2,128
A	34,994	44,665	54,483	134,142	14,499	35,129	49,628	3,612	17,595	21,208	4,481	209,459	791	27,838	2,160
M	34,640	46,341	53,772	134,753	14,881	34,689	49,569	3,563	17,212	20,775	1,594	206,691	927	28,517	2,213
J	34,181	47,852	53,261	135,294	15,856	34,520	50,376	3,682	18,420	22,102	345	208,116	565	27,818	2,420
J	33,539	49,641	53,010	136,190	15,908	34,023	49,931	3,588	17,460	21,048	1,269	208,438	914	28,388	1,722
A	33,144	50,776	52,618	136,538	15,761	34,927	50,688	3,481	17,960	21,442	908	209,575	571	28,294	1,763
S	33,260	52,245	54,289	139,794	16,273	33,784	50,057	3,489	17,908	21,396	1,439	212,686	452	28,644	1,689
O	32,949	53,013	54,151	140,113	16,893	34,059	50,952	3,725	18,971	22,696	3,480	217,241	519	29,741	1,627
N	31,499	51,138	54,326	136,963	16,648	34,695	51,343	3,529	18,559	22,088	3,063	213,457	421	30,118	1,709
D	31,433	51,994	54,797	138,224	17,851	36,835	54,686	3,500	19,032	22,532	1,817	217,259	798	31,115	1,642
1988 J	31,349	52,969	55,934	140,253	15,534	35,895	51,429	3,428	17,408	20,836	856	213,373	715	31,440	1,565
F	30,655	52,599	57,764	141,018	16,530	36,172	52,702	3,396	17,324	20,720	1,220	215,661	504	31,973	1,567
M	30,975	53,301	59,116	143,392	16,257	36,421	52,677	3,977	18,763	22,740	516	219,326	515	33,717	1,762
A	31,707	54,817	59,244	145,768	16,046	37,735	53,781	4,250	18,331	22,581	625	222,756	272	34,115	1,819
M	31,006	55,775	59,305	146,086	16,573	38,690	55,263	3,875	18,944	22,819	1,544	225,712	506	34,488	1,844
J	31,711	56,770	59,751	148,233	18,136	40,379	58,515	4,528	20,386	24,913	1,423	233,084	435	34,192	2,750
J	31,729	57,934	60,073	149,736	17,093	41,218	58,311	4,429	19,058	23,488	2,158	233,693	282	35,083	3,133
A	31,678	58,732	60,352	150,762	17,096	41,521	58,618	4,158	19,875	24,034	1,814	235,228	417	36,199	3,028
S	31,997	59,970	60,655	152,621	17,730	40,305	58,035	4,416	18,919	23,335	780	234,771	449	37,769	3,105
O	32,187	60,846	61,198	154,232	17,870	39,028	56,899	4,609	19,861	24,471	3,066	238,667	608	39,632	4,467
N	32,093	60,573	62,979	155,645	18,002	38,460	56,462	4,789	19,678	24,467	68	236,642	326	40,626	4,044
D	32,176	61,396	63,762	157,333	18,700	39,248	57,948	4,600	19,824	24,424	1,844	241,549	485	40,191	3,767
1989 J	32,064	62,473	64,509	159,046	17,242	39,973	57,215	4,582	17,911	22,493	547	239,301	442	41,500	4,295
F	31,634	62,470	66,997	161,101	18,128	40,413	58,541	4,841	18,304	23,144	373	243,160	304	41,885	4,682
M	31,726	63,037	69,412	164,175	17,979	42,012	59,991	4,886	17,508	22,395	1,279	247,839	349	42,449	4,502
A	32,430	64,434	70,511	167,375	17,839	41,686	59,525	5,103	17,407	22,510	456	249,865	611	44,086	4,554
M	31,239	64,592	72,002	167,834	18,482	40,943	59,424	4,950	18,040	22,989	1,543	251,791	350	43,499	4,321
J	32,277	66,150	72,848	171,275	19,640	41,251	60,891	5,399	18,276	23,675	1,125	256,967	404	42,644	4,617
J	32,090	67,489	73,253	172,833	19,375	41,208	60,582	5,257	17,831	23,088	817	257,321	654	43,078	4,883
A	32,278	68,718	73,525	174,521	19,710	39,878	59,588	5,156	17,960	23,117	1,724	258,950	105	43,211	4,383
S	32,758	70,165	73,693	176,616	20,138	40,909	61,047	5,415	18,490	23,905	646	262,214	156	44,151	4,432
O	32,660	71,732	73,777	178,169	20,330	40,929	61,259	5,093	18,101	23,194	661	263,283	79	45,269	3,571

Other liabilities **Autres éléments du passif**	Minority interest in subsidiaries **Participation minoritaire dans les filiales**	Bank debentures issued and outstanding **Débentures bancaires émises et en circulation**	Appropriations for contingencies **Provisions pour éventualités**		Shareholders' equity **Avoir des actionnaires**					Total **Total**	Total foreign currency liabilities **Ensemble du passif en monnaies étrangères**	Total liabilities **Ensemble du passif**	End of period **En fin de période**
			Tax allowable appropriations **Admissibles aux déductions d'impôts**	Tax paid appropriations **Libérées de l'impôt**	Capital stock **Capital-actions**		Contributed surplus **Surplus d'apport**	General reserve **Réserve générale**	Retained earnings **Bénéfices non répartis**				
					Common **Ordinaires**	Preferred **Privilégiées**							
B688	B689	B661	B690	B691	B692	B693	B694	B695	B696	B650	B675	B674	
6,451	66	2,362	1,012	440	6,751	3,560	518		10,014	256,649	196,814	453,463	1986 O
6,887	64	2,362	1,254	384	7,206	3,559	522		10,085	256,625	200,045	456,670	N
6,964	65	2,342	1,261	385	7,254	3,858	597		10,122	260,275	207,697	467,972	D
6,785	64	2,001	1,402	350	8,060	3,852	43		10,367	259,595	194,644	454,238	1987 J
6,479	64	1,999	1,414	350	8,377	3,528	53		10,373	261,878	194,165	456,043	F
7,176	64	1,999	1,414	350	8,685	3,322	53		10,375	266,715	193,512	460,227	M
6,238	65	1,996	1,549	322	8,715	3,326	53		10,544	273,056	196,374	469,430	A
6,808	65	1,991	1,555	321	8,710	3,440	53		10,436	271,728	199,981	471,709	M
7,486	65	1,915	1,552	321	8,781	3,438	43		10,468	272,989	200,646	473,634	J
7,630	66	1,918	1,312	276	8,820	3,438	43		7,791	270,756	194,471	465,227	J
8,060	66	1,915	1,340	259	8,885	3,436	59		7,806	272,029	195,099	467,128	A
8,685	66	1,914	1,376	253	9,248	3,499	59		7,989	276,561	194,908	471,468	S
9,049	107	1,902	1,602	216	9,592	3,499	314		7,933	283,344	196,777	480,120	O
8,865	107	1,898	1,601	222	9,661	3,498	314		7,960	279,833	201,925	481,758	N
9,489	108	1,772	1,605	222	9,738	3,497	314		7,970	285,528	200,856	486,384	D
9,478	109	1,776	457	2	9,798	3,501	306		9,551	282,071	190,571	472,642	1988 J
9,343	54	1,658	439	2	9,877	3,499	305		9,593	284,474	185,814	470,288	F
11,311	113	1,658	421		10,324	3,421	304		9,624	292,494	187,773	480,268	M
13,124	140	1,644	37		10,432	3,421	302		10,101	298,163	183,040	481,203	A
12,983	139	1,835	34		10,461	3,421	302		10,110	301,836	183,813	485,649	M
13,874	188	1,903	33		10,588	3,387	300		10,126	310,862	182,995	493,857	J
13,665	192	1,937	33		10,657	3,385	297		10,418	312,774	178,220	490,994	J
14,460	191	1,932	32		10,737	3,388	296		10,465	316,373	182,816	499,189	A
14,844	191	2,177	24		10,914	3,344	296		10,526	318,410	180,061	498,471	S
13,483	212	2,177			10,988	3,236	303		10,972	324,743	177,842	502,584	O
13,919	211	2,190			11,088	3,212	307		10,995	323,561	178,892	502,453	N
14,149	211	2,359			11,342	3,036	306		11,020	328,415	180,237	508,652	D
14,368	223	2,359			11,396	3,034	311		11,657	328,885	174,106	502,991	1989 J
13,723	218	2,332			11,456	3,036	310		11,698	332,804	180,193	512,996	F
14,653	222	2,257			11,512	3,035	314		11,727	338,859	177,816	516,674	M
14,984	222	2,164			11,571	3,117	230		12,245	343,649	175,352	519,001	A
15,944	233	2,037			11,651	3,119	230		12,287	345,462	179,940	525,402	M
16,427	242	2,132			11,654	3,116	229		12,317	350,749	180,519	531,267	J
17,199	245	2,326			11,712	3,097	228		12,842	353,585	178,228	531,813	J
16,817	245	2,576			11,778	3,296	226		12,865	354,452	176,679	531,131	A
17,558	246	2,575			11,783	4,105	224		12,907	360,352	177,867	538,219	S
17,686R	248	2,578			11,830	4,182	219		11,437	360,383R	171,881	532,264R	O

Chartered banks: Regional distribution of assets
Banques à charte : Répartition régionale de l'actif

Millions of dollars **En millions de dollars**

	End of period **En fin de période**	Canadian dollar assets **Avoirs canadiens**														
		Bank of Canada deposits and notes **Créances sur la Banque du Canada (dépôts et billets)**	Deposits with other banks **Dépôts dans d'autres banques**	Securities **Titres**					Day-to-day, call and short loans **Prêts au jour le jour, à vue ou à court terme**	Loans to provinces **Prêts aux provinces**	Loans to municipalities **Prêts aux municipalités**	Personal loans **Prêts aux particuliers**				Residential mortgages **Prêts hypothécaires à l'habitation**
				Government of Canada **Gouvernement canadien**	Provincial **Provinces**	Municipal **Municipalités**	Other **Autres**	Corporations associated with banks **Sociétés associées aux banques**				Personal loan plan **Prêts personnels à tempérament**	Credit cards **Cartes de crédit**	Other **Autres**	Total **Total**	
		B2577/ 89	B2564/ 76	B2590/ 602	B2603/ 15	B2616/ 28	B2642/ 54	B2629/ 41	B2681/ 93	B2694/ 706	B2707/ 19	B2733/ 45	B2746/ 58	B2720/ 32	B2760/ 72	B2655/ 67
Newfoundland **Terre-Neuve**	1988 IV	94		210	59		53			1	81	766	106	325	1,197	866
	1989 I	77		183	15		77				88	764	101	336	1,201	876
	II	72		227	15		97			5	73	792	100	326	1,218	900
	III	71		223	21		68			10	85	815	108	345	1,268	938
Prince Edward Island **Île-du-Prince-Édouard**	1988 IV	20		51	11		6			1	24	196	25	66	287	185
	1989 I	13		50	14		10			1	13	195	24	66	285	189
	II	16		55	3		10			1	6	198	24	66	287	196
	III	12		54	3		8			2	8	198	25	68	292	207
Nova Scotia **Nouvelle-Écosse**	1988 IV	159	5	358	9		159		1	5	19	1,852	231	714	2,796	1,832
	1989 I	125	5	322	16		162		1	2	32	1,855	229	710	2,794	1,877
	II	122	1	389	24		166		4	10	17	1,896	231	706	2,834	1,942
	III	121	1	393	22		198		1	3	19	1,904	249	746	2,898	2,044
New Brunswick **Nouveau-Brunswick**	1988 IV	106		267	72		97	12			14	1,195	157	393	1,745	1,141
	1989 I	85		248	33		109	12		1	13	1,198	148	389	1,735	1,168
	II	85		284	38		112	12		2	12	1,227	148	388	1,762	1,203
	III	79		293	36		92	12		13	12	1,245	154	399	1,799	1,266
Quebec **Québec**	1988 IV	1,149	316	2,659	738	87	906	10	132	64	587	6,219	1,514	3,121	10,853	13,955
	1989 I	745	475	2,414	669	67	1,521	12	49	74	534	6,199	1,425	3,192	10,816	13,915
	II	948	409	2,608	746	52	1,272	12	171	72	473	6,424	1,513	3,345	11,282	14,826
	III	771	186	3,104	541	47	1,343	12	56	54	476	6,592	1,586	3,390	11,567	15,391
Ontario **Ontario**	1988 IV	3,138	1,768	9,675	313	9	5,817	13	1,885	19	169	12,235	3,390	8,938	24,563	35,113
	1989 I	2,133	1,899	8,798	276	8	6,731	14	1,315	13	401	12,431	3,227	9,188	24,846	36,815
	II	2,317	2,023	9,044	398	11	6,638	16	1,587	66	155	12,684	3,308	9,480	25,472	38,843
	III	2,170	1,829	8,489	375	11	6,701	19	868	76	121	12,784	3,628	9,746	26,158	40,968
Manitoba **Manitoba**	1988 IV	235		867	102		126			1	54	1,070	334	674	2,078	2,903
	1989 I	165		698	89		170			3	59	1,075	322	649	2,046	2,925
	II	204		700	63		142			11	84	1,086	326	654	2,065	2,971
	III	176		762	58		133			5	73	1,088	350	676	2,114	3,058
Saskatchewan **Saskatchewan**	1988 IV	174		566	213		136				21	1,044	211	617	1,873	2,461
	1989 I	120		541	446		161			1	47	1,053	208	605	1,866	2,475
	II	158		555	154		138			2	43	1,072	206	619	1,898	2,501
	III	137		553	187		102			1	33	1,089	224	627	1,940	2,546
Alberta **Alberta**	1988 IV	612	8	1,553	286	2	953	5	2	30	16	2,684	827	1,517	5,027	6,517
	1989 I	443	34	1,468	139	2	1,060	5		35	31	2,715	799	1,535	5,049	6,608
	II	507	14	1,550	295	3	1,062	5	1	83	32	2,782	819	1,517	5,118	6,721
	III	456	14	1,554	212	2	1,041	5		56	15	2,847	892	1,569	5,308	6,972
British Columbia **Colombie-Britannique**	1988 IV	750	204	2,035	312	3	610	5	12	9	26	3,545	1,102	2,130	6,777	10,496
	1989 I	540	243	1,932	242	7	735	6	16	25	37	3,621	1,069	2,154	6,844	10,924
	II	619	415	2,185	299	6	624	7	83	7	47	3,699	1,093	2,484	7,275	11,290
	III	663	417	2,257	362	8	593	5	53	11	25	3,805	1,175	2,217	7,198	11,739
Yukon and N.W.T. **Yukon et T. N.-O.**	1988 IV	18		36	5		8				1	73	10	35	118	205
	1989 I	11		35	5		9				1	74	10	36	120	218
	II	14		34	5		8				1	77	10	35	122	226
	III	13		33	5		2			2	1	78	11	35	124	240
Head Office and/or International **Siège social ou opérations internationales**	1988 IV	152	4,610	2,766	472	27	3,152	170	181							31
	1989 I	153	5,531	2,441	353	38	2,789	172	83							33
	II	154	5,181	3,224	884	80	3,010	160	76							35
	III	148	5,223	2,681	1,084	58	2,982	162	215							37
Total **Total**	1988 IV	6,605	6,912	21,043	2,594	128	12,023	215	2,214	129	1,012	30,879	7,904	18,531	57,314	75,706
	1989 I	4,609	8,188	19,129	2,298	122	13,534	221	1,464	155	1,257	31,181	7,563	18,860	57,603	78,024
	II	5,217	8,043	20,855	2,925	151	13,279	212	1,922	259	942	31,936	7,777	19,620	59,333	81,654
	III	4,815	7,670	20,395	2,904	125	13,262	214	1,194	233	868	32,445	8,401	19,819	60,665	85,407

Non-residential mortgages **Prêts hypothécaires sur immeubles non résidentiels**	Loans to businesses **Prêts aux entreprises** — Under authorized limits of (millions of dollars): **Consentis en vertu de crédits autorisés dont le plafond, en millions de dollars, est de:** — Less than 0.2 **Moins de 0.2**	0.2 to 0.5 **0.2 à 0.5**	0.5 to 1.0 **0.5 à 1.0**	1.0 to 5.0 **1.0 à 5.0**	5.0 to 25.0 **5.0 à 25.0**	25.0 to 50.0 **25.0 à 50.0**	50.0 or more **50.0 ou plus**	Total **Total**	Agricultural loans **Prêts agricoles**	Other loans **Autres prêts**	Leasing receivables **Créances résultant de baux financiers**	Foreign currency loans and securities **Prêts et titres en monnaies étrangères**	Items in transit (net) **Solde des effets en cours de compensation**	All other assets **Autres éléments de l'actif**	Total assets **Ensemble de l'actif**
B2668/80	B2773/85	B2786/98	B2799/811	B2812/24	B2825/37	B2838/50	B2851/63	B2864/76	B2877/89	B2890/902	B2903/15	B2916/28	B2929/41	B2942/54	B2550/62
26	252	83	76	177	148	65	39	841	18	90	11	32	−3	253	3,828
25	259	93	86	213	133	67	46	896	18	105	7	35	−5	221	3,819
25	242	104	91	243	168	58	53	959	15	113	7	34	7	231	3,999
26	223	95	102	234	172	93	55	974	5	121	7	46	−7	227	4,084
19	75	27	31	56	7	8		204	65	17	1	1	−1	58	946
19	77	30	29	57	25	8		225	58	25	1	1	−4	67	969
19	87	30	27	62	19	2	1	229	57	23	1	1	−2	63	966
19	84	28	28	59	13	1		212	68	24	1	1	−3	60	969
40	515	171	162	398	333	170	186	1,934	61	272	120	226	−9	939	8,927
47	545	191	171	438	315	99	189	1,948	58	265	122	231	−19	1,042	9,030
46	541	191	178	461	354	116	147	1,988	61	225	124	139	−1	1,150	9,244
55	476	197	185	460	398	157	127	2,000	65	235	143	139	−12	1,098	9,422
45	276	138	118	271	157	46	224	1,230	61	99	37	44	−9	583	5,546
45	355	150	136	274	219	48	143	1,325	55	105	18	53	−14	643	5,633
44	455	166	135	276	200	62	89	1,382	55	103	19	51	−1	611	5,776
46	367	160	142	285	204	71	116	1,346	57	108	19	59	−12	665	5,888
1,229	2,688	1,335	1,382	4,084	3,910	855	897	15,149	1,037	1,479	670	3,066	−225	7,501	61,362
1,084	2,489	1,459	1,534	4,434	4,139	908	1,215	16,179	1,037	1,527	719	2,831	−91	7,952	62,529
1,218	2,441	1,429	1,569	4,692	4,359	962	1,547	16,998	1,080	1,488	772	2,800	−151	8,256	65,333
1,213	3,243	1,497	1,558	4,647	4,081	968	1,429	17,422	1,085	1,663	763	3,009	−244	8,304	66,765
2,408	5,595	2,361	2,444	7,744	8,611	3,252	4,202	34,208	1,961	4,838	1,070	13,211	−309	31,434	171,302
2,675	5,845	2,545	2,603	8,129	9,136	3,244	4,351	35,853	1,818	5,448	1,183	12,696	−545	32,468	174,844
2,961	6,281	2,579	2,704	8,516	9,661	3,681	5,887	39,309	1,920	6,433	1,218	15,736	−614	33,137	186,666
3,069	5,418	2,684	2,851	8,838	10,313	3,590	5,401	39,095	1,894	6,497	1,255	14,571	−327	34,470	188,308
222	390	186	156	446	459	137	270	2,045	760	347	98	430	−31	902	11,139
223	603	194	170	465	447	119	193	2,191	811	384	94	737	−46	974	11,521
233	409	220	196	514	465	165	244	2,212	768	385	92	436	−28	865	11,203
235	395	228	186	504	435	182	203	2,131	765	374	100	694	−20	886	11,544
531	390	186	143	254	164	126	80	1,343	1,465	132	53	1,382	−26	744	11,069
522	375	186	146	271	166	77	47	1,268	1,664	152	61	1,364	−43	763	11,409
515	285	196	161	313	188	206	75	1,424	1,280	142	56	1,451	−23	783	11,076
509	315	200	164	295	183	141	12	1,310	1,167	136	60	1,263	−17	841	10,768
463	1,179	423	410	1,580	1,834	649	1,815	7,888	2,219	810	410	4,405	−44	6,289	37,451
486	1,225	440	421	1,649	1,811	476	1,425	7,447	2,282	788	342	4,197	−75	6,631	36,974
471	1,432	443	430	1,570	1,771	540	1,273	7,459	2,238	714	364	4,433	−46	6,432	37,456
580	1,250	443	438	1,582	1,754	399	1,390	7,256	2,202	795	366	5,124	−75	5,728	37,611
919	1,716	733	687	1,932	1,414	468	870	7,819	543	1,163	347	1,885	−40	4,622	38,497
964	1,910	776	726	2,022	1,594	559	1,028	8,615	590	1,296	380	1,682	−39	4,934	39,972
973	1,654	803	745	2,110	1,957	646	896	8,811	600	1,315	373	2,067	−14	4,920	41,903
986	1,552	832	775	2,338	2,071	684	741	8,994	583	1,140	382	2,156	34	5,186	42,789
14	77	23	14	22	5			141	1	7	1		−2	25	577
14	70	26	17	17	12			141		7	1	1	−3	23	584
13	74	23	16	22	15		1	151		7	1	1	−3	25	605
15	74	26	13	19	8			139		14	1		−2	25	613
10										5,808		108,356	885	31,384	158,007
9										6,324		108,947	410	32,108	159,390
9										6,022		109,200	1,053	27,865	156,954
12										9,007		108,912	70	28,868	159,458
5,927	13,152	5,665	5,622	16,964	17,041	5,776	8,581	72,802	8,189	15,062	2,818	133,041	186	84,734	508,652
6,111	13,753	6,088	6,039	17,970	17,996	5,607	8,636	76,089	8,391	16,425	2,929	132,773	−475	87,827	516,674
6,528	13,901	6,183	6,252	18,780	19,156	6,438	10,211	80,922	8,075	16,970	3,030	136,349	178	84,337	531,181
6,764	13,398	6,390	6,441	19,260	19,631	6,286	9,474	80,879	7,892	20,113	3,099	135,974	−614	86,359	538,219

Chartered banks: Regional distribution of liabilities
Banques à charte : Répartition régionale du passif

Millions of dollars En millions de dollars

	End of period En fin de période	Canadian dollar deposit liabilities Dépôts en dollars canadiens											
		Personal savings deposits Dépôts d'épargne des particuliers								Non-personal term and notice deposits Dépôts à terme ou à préavis autres que ceux des particuliers			
		Chequable Transférables par chèques			Non-chequable Non transférables par chèques			Fixed term À terme fixe	Total Total	Notice À préavis	Bearer term Billets à terme au porteur	Other fixed term Autres à terme fixe	Total Total
		Daily interest À intérêt quotidien	Other Autres	Total Total	Daily interest À intérêt quotidien	Other Autres	Total Total						
		B5440/52	B5453/65	B5427/39	B5479/91	B5492/504	B5466/78	B5505/17	B5518/30	B5544/56	B5557/69	B5570/82	B5531/43
Newfoundland Terre-Neuve	1988 IV	187	38	225	419	564	983	598	1,806	181	5	182	369
	1989 I	182	39	221	447	547	994	668	1,882	160		214	374
	II	188	42	230	503	551	1,055	694	1,978	206		206	412
	III	193	43	235	562	533	1,095	707	2,037	215		193	407
Prince Edward Island Île-du-Prince-Édouard	1988 IV	94	13	108	102	126	229	200	536	48		31	79
	1989 I	94	13	107	110	121	230	221	559	44		37	81
	II	98	13	110	127	120	247	231	589	46		33	79
	III	96	13	109	142	117	259	233	602	49		34	82
Nova Scotia Nouvelle-Écosse	1988 IV	663	133	796	876	951	1,826	1,247	3,869	409		251	661
	1989 I	647	132	779	942	911	1,853	1,393	4,024	335		272	608
	II	642	133	776	1,068	885	1,952	1,467	4,195	385		344	729
	III	662	138	800	1,188	865	2,053	1,525	4,379	395		318	713
New Brunswick Nouveau-Brunswick	1988 IV	441	88	528	569	585	1,153	1,013	2,695	263		213	476
	1989 I	435	86	521	609	559	1,168	1,112	2,801	243		394	637
	II	437	86	523	676	532	1,208	1,165	2,897	266		345	612
	III	455	90	545	744	519	1,264	1,187	2,995	305		241	547
Quebec Québec	1988 IV	4,730	1,495	6,225	4,059	3,219	7,278	14,626	28,128	3,056	555	5,017	8,629
	1989 I	4,676	1,485	6,161	4,233	2,968	7,202	15,729	29,091	3,069	435	5,302	8,806
	II	4,913	1,581	6,494	4,584	2,887	7,470	16,481	30,446	3,443	409	4,820	8,672
	III	5,020	1,510	6,529	4,902	2,840	7,743	16,715	30,987	3,319	397	4,646	8,362
Ontario Ontario	1988 IV	12,522	2,224	14,746	18,961	10,297	29,259	23,882	67,887	8,950	4,624	16,155	29,728
	1989 I	12,307	2,145	14,452	20,263	9,754	30,018	26,172	70,643	8,583	6,043	16,614	31,240
	II	12,391	2,332	14,722	22,100	9,596	31,696	27,539	73,957	9,149	4,812	15,901	29,862
	III	12,564	2,316	14,880	24,361	9,362	33,723	27,611	76,214	9,330	3,732	15,924	28,986
Manitoba Manitoba	1988 IV	1,322	120	1,442	1,554	1,336	2,890	2,733	7,065	724	5	679	1,408
	1989 I	1,292	118	1,410	1,648	1,262	2,910	2,993	7,313	591		741	1,382
	II	1,248	117	1,365	1,766	1,198	2,964	3,133	7,462	641	10	507	1,158
	III	1,266	115	1,381	1,908	1,168	3,076	3,146	7,603	688		481	1,169
Saskatchewan Saskatchewan	1988 IV	1,213	73	1,286	1,443	1,059	2,502	2,657	6,445	510	10	613	1,133
	1989 I	1,249	71	1,320	1,599	999	2,598	2,872	6,790	498	1	611	1,110
	II	1,154	69	1,223	1,692	930	2,622	3,002	6,847	517		481	998
	III	1,164	68	1,234	1,823	902	2,725	3,032	6,991	516		478	994
Alberta Alberta	1988 IV	2,304	154	2,458	3,758	2,224	5,982	6,309	14,749	2,650	46	2,008	4,704
	1989 I	2,282	151	2,434	4,046	2,116	6,162	6,955	15,551	2,415	79	1,894	4,388
	II	2,249	148	2,397	4,383	2,028	6,412	7,240	16,049	2,818	30	1,981	4,829
	III	2,303	150	2,453	4,792	2,007	6,799	7,365	16,617	3,037	9	1,847	4,893
British Columbia Colombie-Britannique	1988 IV	3,809	491	4,300	6,133	2,782	8,915	8,829	22,044	1,718	82	2,380	4,180
	1989 I	3,786	480	4,266	6,770	2,628	9,399	9,617	23,282	1,813	548	2,668	5,029
	II	3,852	523	4,375	7,504	2,561	10,065	10,209	24,649	1,915	603	3,020	5,538
	III	3,987	540	4,527	8,409	2,548	10,957	10,352	25,836	2,047	534	2,882	5,463
Yukon and N.W.T. Yukon et T. N.-O.	1988 IV	51	2	54	71	43	113	99	266	69		48	117
	1989 I	47	2	49	75	39	115	118	282	63		44	107
	II	52	3	55	85	41	126	125	306	74		27	101
	III	55	3	58	94	42	135	124	317	54		33	87
Head Office and/or International Siège social ou opérations internationales	1988 IV			8		266	266	1,569	1,843	123		6,971	7,095
	1989 I			5		390	390	1,561	1,956	167		7,072	7,239
	II			7		332	332	1,561	1,901	180		7,819	7,999
	III			7		335	335	1,696	2,039	184		9,376	9,559
Total Total	1988 IV	27,335	4,833	32,176	37,945	23,451	61,396	63,762	157,333	18,700	5,328	34,550	58,577
	1989 I	26,998	4,723	31,726	40,743	22,294	63,037	69,412	164,175	17,979	7,107	35,914	61,000
	II	27,224	5,046	32,277	44,489	21,662	66,150	72,848	171,275	19,640	5,865	35,485	60,990
	III	27,766	4,985	32,758	48,925	21,240	70,165	73,693	176,616	20,138	4,673	36,452	61,263

Gross demand deposits Montant brut des dépôts à vue							Foreign currency deposit liabilities Dépôts en monnaies étrangères								
Personal chequing Comptes de chèques personnels	Other Autres	Total Total	Government of Canada Gouvernement canadien	Total Total	Of which: Dont: Provincial governments Gouvernements provinciaux	Of which: Dont: Other banks Autres banques	Demand À vue	Notice À préavis	Fixed term À terme fixe	Total Total	Acceptances Acceptations	Debentures issued and outstanding Débentures en circulation	Appropriations for contingencies and shareholders' equity Provisions pour éventualités et avoir propre des actionnaires	All other liabilities Autres éléments du passif	Total liabilities Ensemble du passif
B5597/ 609	B5610/ 22	B5584/ 96	B5623/ 35	B5414/ 26	B5636/ 48	B5649/ 61	B5675/ 87	B5688/ 700	B5701/ 13	B5662/ 74	B5714/ 26	B5727/ 39	B5740/ 52	B5753/ 65	B5400/ 12
61	221	282	14	2,471	19		5	6	22	32	112	19	157	120	2,911
63	180	242	3	2,502	27		5	5	11	22	81	19	164	128	2,916
72	216	288	13	2,690	35		7	6	56	69	87	18	186	159	3,210
72	201	274	5	2,724	32		8	6	7	20	83	25	193	167	3,211
17	48	65	3	683	10		4	1	2	7	27	6	46	32	801
17	43	59	1	700	18		4	1	2	7	36	6	49	37	834
19	55	74	3	746	14		4	1	2	6	31	6	50	41	881
19	48	67	1	752	12		3	1	2	6	27	8	53	43	889
146	366	512	26	5,067	28	1	21	18	499	538	727	76	386	220	7,014
145	308	453	5	5,090	21	1	11	18	479	508	826	74	398	242	7,138
158	325	482	21	5,428	53	1	25	17	476	518	928	71	416	276	7,637
158	323	482	9	5,582	17		16	21	502	539	869	88	464	308	7,850
83	233	316	17	3,503	43		19	13	26	58	429	36	235	155	4,416
84	211	295	4	3,737	48		25	12	108	144	485	38	257	171	4,833
89	218	307	14	3,830	65		23	12	31	67	452	32	264	194	4,838
92	229	321	6	3,870	20		19	14	26	59	504	41	281	209	4,964
451	2,911	3,361	194	40,313	149	205	625	323	2,880	3,828	5,824	623	2,927	2,587	56,103
430	2,717	3,147	47	41,091	262	194	542	330	2,630	3,502	6,396	598	2,978	2,499	57,064
497	2,799	3,295	170	42,583	117	312	553	334	2,533	3,420	6,687	513	3,082	2,572	58,857
448	2,643	3,091	66	42,506	51	279	517	362	2,601	3,479	6,741	541	3,160	2,642	59,069
1,411	9,142	10,554	508	108,677	365	2,548	1,608	1,123	14,303	17,033	24,049	1,271	9,340	7,219	167,589
1,495	8,364	9,859	113	111,854	277	2,581	1,587	1,138	13,610	16,334	25,025	1,258	9,750	7,070	171,291
1,646	8,500	10,146	426	114,391	278	2,332	1,614	1,188	14,537	17,340	25,281	1,287	10,079	8,110	176,487
1,585	8,412	9,997	177	115,375	270	2,333	1,799	1,114	14,037	16,951	27,079	1,446	10,665	8,287	179,801
160	559	719	36	9,228	21	1	60	46	386	492	569	101	671	341	11,402
156	468	624	8	9,326	177		60	43	186	290	615	94	684	377	11,386
174	496	670	30	9,319	22	1	53	41	186	280	533	90	690	361	11,274
168	472	640	12	9,423	30	1	55	45	211	310	548	105	740	393	11,519
165	430	595	30	8,203	36		32	17	32	80	426	81	589	287	9,667
164	363	527	6	8,433	42		19	16	18	52	436	78	618	320	9,937
172	376	548	24	8,417	17		50	15	18	82	450	74	616	327	9,968
174	374	548	11	8,544	30		28	17	28	73	502	91	663	351	10,224
568	1,545	2,113	106	21,671	847	7	142	106	548	796	5,193	268	1,590	1,470	30,988
565	1,427	1,992	24	21,955	1,219	40	154	94	785	1,032	5,546	269	1,659	1,548	32,008
603	1,519	2,122	92	23,092	1,251	18	157	92	630	879	5,321	256	1,715	1,572	32,835
594	1,434	2,028	33	23,571	1,353	13	153	101	550	804	4,581	295	1,837	1,652	32,741
528	2,155	2,683	136	29,042	46	74	287	269	1,214	1,771	3,587	322	2,192	1,055	37,969
538	2,316	2,854	35	31,199	122	76	249	269	1,283	1,801	3,801	326	2,363	1,238	40,727
581	2,390	2,971	128	33,286	186	149	280	261	1,329	1,869	3,744	343	2,484	1,356	43,083
579	2,466	3,044	55	34,398	139	152	306	278	1,259	1,844	3,946	400	2,691	1,494	44,774
16	99	115	6	505	21		1	2		3		4	34	24	570
16	72	88	1	478	9		1	1		2		4	34	24	543
19	80	100	4	512	15		1	1	1	3		4	35	25	579
20	89	108	2	514	6		1	2		3		5	38	27	587
993	2,116	3,109	138	12,185		5,508	7,077	7,215	122,595	136,886	2,090	5,325	7,538	15,197	179,221
1,213	1,041	2,254	24	11,473		5,038	6,393	8,015	119,641	134,049	2,347	5,775	7,636	16,716	177,996
1,369	1,303	2,671	101	12,673		5,409	6,720	7,760	120,382	134,862	2,041	5,665	7,697	18,682	181,619
1,506	1,798	3,305	53	14,956		6,279	6,889	7,160	119,233	133,283	2,115	5,384	8,233	18,621	182,591
4,600	19,824	24,424	1,214	241,549	1,584	8,344	9,881	9,137	142,507	161,525	43,032	8,133	25,705	28,708	508,652
4,886	17,508	22,395	270	247,839	2,222	7,930	9,048	9,942	138,753	157,743	45,594	8,540	26,587	30,371	516,674
5,399	18,276	23,675	1,027	256,967	2,053	8,221	9,487	9,728	140,180	159,394	45,554	8,359	27,316	33,677	531,267
5,415	18,490	23,905	430	262,214	1,961	9,057	9,794	9,121	138,456	157,371	46,994	8,428	29,019	34,194	538,219

C7 Chartered banks: Quarterly classification of loans to non-financial corporations and unincorporated businesses by type and size of authorization

Banques à charte : Ventilation trimestrielle des prêts aux sociétés non financières et aux entreprises individuelles, par type de prêt et montant autorisé

Millions of dollars **En millions de dollars**

End of period **En fin de période**

Canadian dollar loans
Prêts en dollars canadiens

Amounts outstanding under authorized limits of (millions of dollars):
Encours des prêts consentis en vertu de crédits autorisés dont le plafond, en millions de dollars, est de :

	Demand loans **Prêts à vue**							Term loans **Prêts à terme**							Demand and term loans less than 0.2 **Prêts à vue ou à terme (moins de 0.2)**	Total **Total**
	50.0 or more **50.0 ou plus**	25.0 to 50.0 **25.0 à 50.0**	5.0 to 25.0 **5.0 à 25.0**	1.0 to 5.0 **1.0 à 5.0**	0.5 to 1.0 **0.5 à 1.0**	0.2 to 0.5 **0.2 à 0.5**	Total **Total**	50.0 or more **50.0 ou plus**	25.0 to 50.0 **25.0 à 50.0**	5.0 to 25.0 **5.0 à 25.0**	1.0 to 5.0 **1.0 à 5.0**	0.5 to 1.0 **0.5 à 1.0**	0.2 to 0.5 **0.2 à 0.5**	Total **Total**		
	B515	B514	B513	B512	B511	B510	B509	B508	B507	B506	B505	B504	B503	B502	B501	B500
1981	9,496	3,752	9,927	9,267	3,677	4,008	40,128	8,896	1,964	4,515	3,961	1,711	2,026	23,075	15,073	78,276
1982	10,002	3,388	8,862	8,539	3,283	3,762	37,837	10,279	2,096	5,734	4,574	1,740	2,183	26,606	14,572	79,015
1983	6,540	2,604	7,258	7,634	2,925	3,439	30,400	7,620	2,203	5,876	4,630	1,736	2,380	24,446	15,864	70,709
1984	7,764	2,776	7,531	7,799	2,984	3,172	32,027	9,488	2,264	6,196	4,775	1,830	2,359	26,912	15,834	74,773
1985	9,047	2,526	7,852	7,840	2,839	3,194	33,298	7,580	1,936	6,297	5,183	1,961	2,534	25,490	16,455	75,243
1986	5,592	2,516	8,519	8,298	3,114	3,337	31,376	5,416	1,870	6,316	5,565	2,139	2,716	24,023	16,311	71,710
1987	6,642	2,854	8,720	9,709	3,385	3,488	34,798	4,726	2,227	6,144	5,686	2,302	2,936	24,021	18,424	77,244
1988	6,222	3,312	10,126	11,040	3,754	3,932	38,386	3,271	2,490	6,687	6,747	2,606	3,251	25,053	18,790	82,229
1982 I	10,516	3,747	10,542	9,646	3,720	4,007	42,179	9,187	2,315	5,080	4,254	1,637	2,101	24,574	14,325	81,078
II	9,162	3,670	10,581	9,707	3,707	4,099	40,926	9,239	2,056	5,773	4,437	1,730	2,191	25,426	14,816	81,168
III	11,520	3,672	9,879	9,302	3,484	3,948	41,805	10,052	2,022	5,933	4,639	1,721	2,212	26,578	13,603	81,986
IV	10,002	3,388	8,862	8,539	3,283	3,762	37,837	10,279	2,096	5,734	4,574	1,740	2,183	26,606	14,572	79,015
1983 I	8,955	3,213	8,524	8,542	3,288	3,773	36,295	9,957	2,253	5,835	4,596	1,794	2,215	26,650	14,231	77,176
II	7,044	3,004	8,018	8,461	3,205	3,714	33,447	9,283	1,524	5,592	4,521	1,766	2,224	24,910	16,131	74,488
III	6,227	2,823	7,630	8,042	3,012	3,575	31,310	8,685	1,937	5,739	4,464	1,731	2,386	24,942	15,510	71,762
IV	6,540	2,604	7,258	7,634	2,925	3,439	30,400	7,620	2,203	5,876	4,630	1,736	2,380	24,446	15,864	70,709
1984 I	6,321	2,515	7,308	8,106	3,082	3,534	30,866	8,649	1,932	6,185	4,764	1,731	2,420	25,680	16,015	72,560
II	7,277	2,501	7,528	7,878	3,029	3,252	31,466	8,672	1,978	6,029	4,861	1,810	2,256	25,607	15,812	72,885
III	7,969	2,778	7,569	8,011	3,008	3,216	32,551	9,039	2,093	5,944	4,841	1,776	2,269	25,963	15,861	74,375
IV	7,764	2,776	7,531	7,799	2,984	3,172	32,027	9,488	2,264	6,196	4,775	1,830	2,359	26,912	15,834	74,773
1985 I	9,102	2,897	8,230	8,428	3,158	3,314	35,128	8,814	2,077	6,219	4,832	1,850	2,365	26,157	15,653	76,938
II	9,137	2,953	8,280	8,407	3,059	3,284	35,119	8,385	2,084	6,475	4,923	1,894	2,541	26,303	15,864	77,287
III	9,240	2,764	7,727	8,120	2,932	3,290	34,073	6,744	2,025	6,286	5,030	1,917	2,523	24,525	16,438	75,036
IV	9,047	2,526	7,852	7,840	2,839	3,194	33,298	7,580	1,936	6,297	5,183	1,961	2,534	25,490	16,455	75,243
1986 I	11,764	3,435	9,071	8,402	3,016	3,320	39,008	10,126	2,001	6,628	5,082	1,918	2,559	28,314	17,370	84,692
II	7,370	2,597	8,691	8,569	3,139	3,410	33,776	6,726	1,994	6,383	5,188	2,010	2,501	24,802	16,317	74,896
III	7,052	2,718	8,526	8,561	3,183	3,405	33,445	6,596	1,661	6,668	5,326	2,101	2,594	24,945	16,150	74,540
IV	5,592	2,516	8,519	8,298	3,114	3,337	31,376	5,416	1,870	6,316	5,565	2,139	2,716	24,023	16,311	71,710
1987 I	5,369	2,542	8,396	8.987	3,231	3,381	31,906	5,206	2.007	6,282	5,516	2,257	2,805	24,073	16,435	72,414
II	5,749	2,756	8,803	9,410	3,320	3,445	33,484	5,477	2,255	6,602	5,742	2,314	2,940	25,331	15,528	74,344
III	6,524	2,506	8,888	9,521	3,445	3,518	34,402	5,386	2,049	6,221	5,552	2,270	2,807	24,284	17,223	75,908
IV	6,642	2,854	8,720	9,709	3,385	3,488	34,798	4,726	2,227	6,144	5,686	2,302	2,936	24,021	18,424	77,244
1988 I	6,478	3,098	9,721	10,766	3,787	3,665	37,517	5,111	2,049	6,507	5,871	2,408	3,001	24,947	17,995	80,459
II	6,869	3,169	10,637	11,209	3,866	3,904	39,654	4,946	2,325	6,402	6,192	2,428	3,157	25,450	17,509	82,613
III	6,412	3,072	10,420	11,154	3,772	3,881	38,713	3,408	2,384	6,318	6,298	2,512	3,190	24,110	18,480	81,302
IV	6,222	3,312	10,126	11,040	3,754	3,932	38,386	3,271	2,490	6,687	6,747	2,606	3,251	25,053	18,790	82,229
1989 I	6,632	3,426	10,950	12,286	4,119	4,222	41,635	3,543	2,105	7,362	6,722	2,723	3,421	25,875	17,800	85,309
II	8,114	3,948	12,149	13,016	4,333	4,331	45,892	2,904	2,417	7,234	6,780	2,720	3,384	25,438	18,578	89,909
III	7,469	3,762	12,674	13,441	4,441	4,504	46,291	3,391	2,557	6,951	6,731	2,803	3,461	25,893	17,836	90,019

Millions of dollars **En millions de dollars**

End of period **En fin de période**

Foreign currency loans
Prêts en monnaies étrangères

Amounts outstanding under authorized limits of (millions of dollars):
Encours des prêts consentis en vertu de crédits autorisés dont le plafond, en millions de dollars, est de :

	Demand loans **Prêts à vue**							Term loans **Prêts à terme**							Demand and term loans less than 0.2 **Prêts à vue ou à terme (moins de 0.2)**	Total **Total**
	50.0 or more **50.0 ou plus**	25.0 to 50.0 **25.0 à 50.0**	5.0 to 25.0 **5.0 à 25.0**	1.0 to 5.0 **1.0 à 5.0**	0.5 to 1.0 **0.5 à 1.0**	0.2 to 0.5 **0.2 à 0.5**	Total **Total**	50.0 or more **50.0 ou plus**	25.0 to 50.0 **25.0 à 50.0**	5.0 to 25.0 **5.0 à 25.0**	1.0 to 5.0 **1.0 à 5.0**	0.5 to 1.0 **0.5 à 1.0**	0.2 to 0.5 **0.2 à 0.5**	Total **Total**		
	B547	B546	B545	B544	B543	B542	B541	B540	B539	B538	B537	B536	B535	B534	B533	B532
1981	1,567	621	989	563	123	98	3,961	8,490	939	1,691	441	55	38	11,654	1,851	17,466
1982	2,361	419	1,052	651	119	83	4,685	10,537	1,609	2,495	495	61	41	15,239	1,753	21,676
1983	2,176	684	1,154	605	121	88	4,828	9,943	2,113	2,699	472	49	37	15,314	1,033	21,174
1984	2,486	569	903	500	99	68	4,627	10,160	1,828	2,602	431	59	32	15,111	1,320	21,058
1985	2,666	753	879	527	91	67	4,983	12,261	2,291	3,250	658	71	32	18,563	1,374	24,920
1986	4,330	483	1,130	436	85	61	6,525	11,672	2,074	3,454	664	58	31	17,953	1,340	25,817
1987	3,072	393	1,130	501	96	67	5,259	10,777	2,471	3,397	587	52	33	17,317	1,488	24,065
1988	2,034	551	1,118	441	106	52	4,303	8,319	2,713	3,994	714	103	52	15,896	2,099	22,297
1982 I	2,402	628	1,138	589	157	122	5,037	8,566	1,449	1,998	433	77	41	12,563	1,963	19,563
II	2,237	554	1,249	614	143	86	4,882	10,624	1,556	1,971	335	66	38	14,590	2,107	21,580R
III	2,055	821	1,133	644	125	86	4,864	10,353	1,412	2,382	474	68	38	14,727	1,063	20,654
IV	2,361	419	1,052	651	119	83	4,685	10,537	1,609	2,495	495	61	41	15,239	1,753	21,676
1983 I	2,764	473	1,031	584	121	72	5,046	10,243	1,953	2,191	469	63	41	14,960	833	20,838
II	1,694	595	1,126	581	137	82	4,214	10,000	2,242	2,531	440	66	45	15,325	528	20,067
III	1,958	642	1,225	612	139	88	4,664	10,132	1,810	2,378	486	60	39	14,904	938	20,506
IV	2,176	684	1,154	605	121	88	4,828	9,943	2,113	2,699	472	49	37	15,314	1,033	21,174
1984 I	2,356	970	1,273	626	145	95	5,465	10,300	2,071	2,889	417	52	37	15,767	774	22,006
II	2,710	707	1,067	650	123	77	5,333	10,628	1,886	2,543	438	57	34	15,586	873	21,792
III	2,477	688	890	576	107	76	4,814	9,980	1,844	2,435	417	68	31	14,774	1,023	20,610
IV	2,486	569	903	500	99	68	4,627	10,160	1,828	2,602	431	59	32	15,111	1,320	21,058
1985 I	2,490	575	938	572	100	80	4,756	11,257	2,335	2,862	456	65	32	17,006	1,065	22,827
II	2,790	467	1,091	465	117	69	4,999	10,428	2,585	2,891	550	56	25	16,536	1,195	22,730
III	2,386	558	901	522	103	70	4,541	12,046	2,317	3,088	637	69	28	18,186	1,153	23,880
IV	2,666	753	879	527	91	67	4,983	12,261	2,291	3,250	658	71	32	18,563	1,374	24,920
1986 I	2,547	665	839	524	107	62	4,744	11,478	2,212	3,217	621	94	34	17,656	1,338	23,738
II	3,390	581	829	466	101	65	5,431	11,848	2,228	3,640	646	69	34	18,466	1,381	25,277
III	4,261	631	1,153	492	81	60	6,679	11,187	1,894	3,599	646	79	30	17,435	1,295	25,409
IV	4,330	483	1,130	436	85	61	6,525	11,672	2,074	3,454	664	58	31	17,953	1,340	25,817
1987 I	2,888	394	933	465	76	55	4,811	9,917	1,848	3,567	675	61	30	16,099	1,314	22,224
II	2,473	557	1,008	442	90	51	4,621	9,015	2,412	3,762	671	56	34	15,951	2,341	22,913
III	1,995	312	932	461	93	59	3,851	10,074	2,127	3,600	674	65	59	16,598	1,989	22,438
IV	3,072	393	1,130	501	96	67	5,259	10,777	2,471	3,397	587	52	33	17,317	1,488	24,065
1988 I	2,740	326	949	481	86	60	4,643	9,690	2,054	3,571	603	64	48	16,030	1,666	22,339
II	2,954	351	1,175	463	87	60	5,090	7,662	2,249	4,082	617	64	36	14,711	2,024	21,825
III	2,856	417	1,243	456	98	64	5,133	8,604	2,296	4,016	756	105	44	15,820	2,113	23,066
IV	2,034	551	1,118	441	106	52	4,303	8,319	2,713	3,994	714	103	52	15,896	2,099	22,297
1989 I	2,689	423	1,052	474	96	58	4,792	8,316	2,365	3,766	740	108	54	15,349	1,626	21,767
II	2,617	617	1,051	499	94	64	4,943	9,560	2,560	4,150	673	70	33	17,046	2,000	23,989
III	2,820	847	1,112	510	103	62	5,455	10,042	2,610	4,432	734	69	49	17,937	1,816	25,207

Chartered banks: Quarterly classification of non-mortgage loans
Banques à charte : Ventilation trimestrielle des prêts non hypothécaires

Millions of dollars **En millions de dollars**

End of period **En fin de période**

Canadian dollar loans **Prêts en dollars canadiens**

Loans to Canadian individuals for non-business purposes **Prêts non commerciaux à des Canadiens**

	To purchase (or carry) securities **Pour le financement de titres**		To purchase consumer goods and services **Pour l'achat de biens de consommation et de services**								Total **Total**
	Tax-sheltered plans **Régimes fiscalement avantageux**	Marketable stocks and bonds **Actions et obligations négociables**	Private passenger vehicles **Voitures particulières**	Mobile homes **Maisons mobiles**	Renovations of residential property **Rénovations de logements**	Other **Autres**	Subtotal **Total partiel**	Of which: Loans under a Personal Loan Plan **Dont : Prêts personnels à tempérament**	Credit cards **Cartes de crédit**	Total **Total**	
	B347	B346	B342	B343	B344	B345	B341	B348	B340	B339	B338
1981	356	1,309	6,091	993	1,065	18,501	26,651	18,090	3,549	30,200	31,865
1982	302	1,106	4,984	852	715	19,624	26,174	16,859	3,753	29,927	31,335
1983	338	1,100	5,350	713	656	20,102	26,820	17,616	3,972	30,792	32,230
1984	377	923	6,696	613	710	20,988	29,007	19,202	4,664	33,672	34,972
1985	489	927	8,023	575	710	23,370	32,679	21,566	5,180	37,859	39,274
1986	551	1,013	8,884	572	1,071	25,415	35,941	23,908	5,862	41,803	43,367
1987	583	1,100	10,020	583	1,078	29,979	41,660	27,083	6,839	48,499	50,182
1988	669	1,072	11,694	624	1,262	33,947	47,527	30,845c	7,910	55,437	57,179
1982 I	380	1,218	5,671	927	818	18,964	26,380	17,899	3,417	29,797	31,395
II	349	1,141	5,616	910	790	19,367	26,683	17,869	3,509	30,191	31,682
III	301	1,065	5,400	901	750	19,397	26,448	17,428	3,693	30,142	31,508
IV	302	1,106	4,984	852	715	19,624	26,174	16,859	3,753	29,927	31,335
1983 I	373	1,054	4,682	793	644	19,539	25,658	16,509	3,449	29,107	30,534
II	327	1,055	4,769	750	615	20,638	26,772	17,000	3,561	30,332	31,714
III	297	1,096	5,170	739	642	20,064	26,615	17,483	3,677	30,293	31,686
IV	338	1,100	5,350	713	656	20,102	26,820	17,616	3,972	30,792	32,230
1984 I	437	1,067	5,661	684	595	20,300	27,240	17,876	3,817	31,056	32,559
II	377	1,012	6,174	660	641	20,563	28,037	18,713	3,953	31,990	33,378
III	336	972	6,490	639	655	20,556	28,340	19,026	4,290	32,630	33,938
IV	377	923	6,696	613	710	20,988	29,007	19,202	4,664	33,672	34,972
1985 I	490	815	6,959	593	635	21,416	29,603	19,577	4,486	34,089	35,394
II	428	871	7,463	578	669	22,001	30,711	20,582	4,634	35,345	36,643
III	423	940	7,856	595	700	22,911	32,063	21,187	4,863	36,926	38,290
IV	489	927	8,023	575	710	23,370	32,679	21,566	5,180	37,859	39,274
1986 I	642	981	7,989	629	709	23,428	32,754	21,893	5,029	37,783	39,406
II	587	957	8,580	571	797	24,464	34,413	22,959	5,195	39,608	41,152
III	535	948	8,848	576	840	25,192	35,455	23,580	5,477	40,933	42,416
IV	551	1,013	8,884	572	1,071	25,415	35,941	23,908	5,862	41,803	43,367
1987 I	732	987	8,901	557	926	26,551	36,935	24,458	5,626	42,561	44,280
II	655	1,034	9,455	571	1,018	27,966	39,010	25,648	5,855	44,865	46,553
III	615	1,084	9,911	585	1,056	29,078	40,630	26,522	6,241	46,871	48,570
IV	583	1,100	10,020	583	1,078	29,979	41,660	27,083	6,839	48,499	50,182
1988 I	818	1,069	10,223	577	1,070	30,770	42,640	27,931	6,493	49,133	51,020
II	722	1,229	11,077	606	1,185	32,585	45,453	29,713	6,817	52,270	54,220
III	667	1,015	11,606	619	1,254	33,756	47,234	30,837	7,251	54,485	56,167
IV	669	1,072	11,694	624	1,262	33,947	47,527	30,845c	7,910	55,437	57,179
1989 I	879	1,003	11,750	622	1,235	34,629	48,236	31,153	7,567	55,803	57,685
II	774	998	12,199	633	1,306	35,928	50,066	31,905	7,869	57,935	59,707
III	785	1,010	12,541	648	2,343	36,319	51,851	35,763	8,425	60,275	62,071

Loans to other Canadians / Prêts à d'autres Canadiens																	End of period / En fin de période
Financial institutions / Institutions financières				Non-financial corporations and unincorporated businesses / Sociétés non financières et entreprises non constituées en sociétés													
Public / Publiques	Private / Privées			Private businesses / Entreprises privées													
	Deposit-taking / Institutions de dépôt	Other private / Autres institutions privées		Agriculture / Agriculture	Fishing and trapping / Pêche et piégeage	Logging and forestry / Exploitation forestière	Mines, quarries and oil wells / Mines, carrières et puits de pétrole			Manufacturing / Secteur manufacturier							
		Investment dealers / Courtiers en valeurs mobilières	Other / Autres				Mining / Mines	Oil and gas / Pétrole et gaz	Other / Autres	Food, beverage and tobacco products / Aliments, boissons et produits du tabac	Leather, textile, apparel products / Cuir, textiles et vêtement	Metal products / Produits métalliques	Transportation equipment products / Matériel de transport	Petroleum products / Produits pétroliers	Other / Autres	Total manufacturing / Ensemble du secteur manufacturier	
B334	B335	B336	B337	B333	B332	B331	B328	B329	B330	B322	B323	B324	B325	B326	B327	B321	
226	641	2,509	6,953	7,261	284	1,152	2,205	5,704	2,029	1,753	1,141	2,362	2,117	1,329	7,364	16,065	1981
68	662	2,425c	5,917	7,572	384	1,112	1,959	7,419	1,552	1,636	939	2,155	941	785	6,849	13,306	1982
50	581	1,179	5,777	7,713	394	834	1,313	7,156	793	1,416	1,005	1,874	709	885	5,945	11,834	1983
53	1,269	1,671	5,592	7,736	303	1,049	1,318	7,773	875	1,540	1,172	2,296	833	650	7,088	13,580	1984
48	1,224	1,522	5,989	7,796	203	938	810	7,660	866	1,560	1,090	1,828	774	684	7,331	13,267	1985
81	598	3,039	5,812	7,582	222	782	1,035	6,214	703	1,520	1,166	1,895	909	431	6,950	12,870	1986
150	485	1,910	6,326	7,421	287	734	654	5,311	611	1,585	1,445	1,939	856	414	7,542	13,781	1987
39	387	2,319	6,830	7,560	367	865	639	3,170	597	1,931	1,540	2,132	1,062	289	8,211	15,165	1988
155	618	1,390	7,034	7,242	277	1,205	1,763	5,860	1,723	1,647	1,249	2,444	2,456	1,174	7,906	16,876	1982 I
100	715	1,695	6,866	7,366	342	1,019	1,734	6,161	1,988	1,580	1,257	2,595	1,599	1,367	7,549	15,946	II
53	790	1,519	6,454	7,456	326	1,051	2,117	6,903	1,649	1,621	1,220	2,344	1,436	1,020	7,189	14,830	III
68	662	2,425	5,917	7,572	384	1,112	1,959	7,419	1,552	1,636	939	2,155	941	785	6,849	13,306	IV
105	894	3,256	5,882	7,305	376	1,040	1,618	7,281	852	1,422	1,010	2,188	949	948	6,568	13,085	1983 I
81	669	2,806	5,780	7,694	384	1,050	1,440	7,092	911	1,386	1,096	1,984	745	851	5,931	11,993	II
33	714	1,789	5,969	7,870	409	945	1,233	6,654	852	1,333	1,081	2,014	690	836	6,329	12,283	III
50	581	1,179	5,777	7,713	394	834	1,313	7,156	793	1,416	1,005	1,874	709	885	5,945	11,834	IV
35	635	1,457	5,588	7,424	394	819	1,189	6,709	864	1,374	1,140	1,896	710	847	6,037	12,004	1984 I
41	872	1,421	5,535	7,651	406	804	1,195	6,589	794	1,396	1,188	2,001	808	889	6,432	12,714	II
69	1,028	1,051	5,659	7,618	382	962	1,322	7,175	865	1,514	1,387	2,138	821	720	6,902	13,482	III
53	1,269	1,671	5,592	7,736	303	1,049	1,318	7,773	875	1,540	1,172	2,296	833	650	7,088	13,580	IV
58	1,044	1,409	5,529	7,330	264	1,097	1,123	7,440	864	1,443	1,301	2,191	822	897	7,426	14,080	1985 I
49	1,035	2,004	5,465	7,727	299	1,023	966	7,380	927	1,539	1,304	2,303	737	653	7,421	13,956	II
52	1,363	3,395	5,443	7,784	209	916	841	7,410	813	1,466	1,274	1,946	698	604	6,969	12,958	III
48	1,224	1,522	5,989	7,796	203	938	810	7,660	866	1,560	1,090	1,828	774	684	7,331	13,267	IV
82	1,126	2,114	6,034	7,278	204	1,163	1,184	9,017	1,124	1,653	1,366	2,364	904	1,095	9,316	16,697	1986 I
60	1,119	2,034	5,340	7,361	198	887	902	7,056	810	1,523	1,300	2,114	789	526	7,335	13,588	II
71	899	1,986	5,499	7,529	215	841	1,139	7,041	715	1,516	1,327	2,103	813	505	7,190	13,456	III
81	598	3,039	5,812	7,582	222	782	1,035	6,214	703	1,520	1,166	1,895	909	431	6,950	12,870	IV
105	681	2,405	6,201	7,303	215	793	732	5,654	679	1,385	1,345	1,879	1,005	383	7,352	13,348	1987 I
84	684	2,002	6,609	7,332	259	741	793	5,240	726	1,664	1,481	1,930	880	406	7,345	13,706	II
88	446	2,583	6,032	7,384	320	672	749	5,604	629	1,595	1,616	1,990	857	375	6,994	13,428	III
150	485	1,910	6,326	7,421	287	734	654	5,311	611	1,585	1,445	1,939	856	414	7,542	13,781	IV
61	577	1,582	6,110	7,209	286	797	607	4,968	607	1,591	1,656	2,023	960	386	7,888	14,505	1988 I
40	487	2,514	6,995	7,429	361	848	684	5,148	651	1,649	1,759	2,201	1,024	370	7,954	14,958	II
33	441	2,285	6,769	7,436	338	797	669	3,365	596	1,559	1,847	2,092	970	392	8,293	15,154	III
39	387	2,319	6,830	7,560	367	865	639	3,170	597	1,931	1,540	2,132	1,062	289	8,211	15,165	IV
31	894	1,530	7,272	7,261	357	974	729	2,604	606	1,997	1,664	2,182	1,121	300	8,555	15,819	1989 I
31	806	2,017	7,287	7,540	399	904	841	2,575	769	1,941	1,854	2,182	1,071	399	9,428	16,874	II
27	1,278	1,300	7,773	7,514	409	911	704	2,705	668	1,898	1,990	2,277	1,103	427	9,154	16,849	III

Millions of dollars **En millions de dollars**

End of period **En fin de période**

Canadian dollar loans **Prêts en dollars canadiens**

Loans to other Canadians
Prêts à d'autres Canadiens

Non-financial corporations and unincorporated businesses
Sociétés non financières et entreprises non constitnées en sociétés

Private businesses **Entreprises privées**

	Construction industry **Construction**		Transportation, communication and other utilities **Transports, communications et autres services publics**	Wholesale trade **Commerce de gros**	Retail trade **Commerce de détail**		Service industries **Services**		Multi-product conglomerates **Conglomérats multi-produits**	Total private **Ensemble des entreprises privées**	Of which: Unincorporated businesses **Dont : Entreprises non constituées en sociétés**	Government enterprises **Entreprises publiques**	Total **Total**
	Builders and developers **Constructeurs et promoteurs immobiliers**	Other **Autres**			Automotive **Automobile**	Other **Autres services**	Real estate operators **Immobilier**	Other **Autres services**					
	B319	B320	B318	B317	B315	B316	B313	B314	B312	B311	B349	B309+B310	B308
1981	5,821	6,001	5,076	5,861	2,128	4,270	3,932	8,252	514	76,554	7,708	1,722	78,276
1982	6,743	6,421	5,659	5,497	1,974	4,085	3,356	8,216	666	75,921	7,679	3,094	79,015
1983	5,871	6,056	4,845	4,629	1,796	3,575	3,237	7,750	773	68,570	7,706	2,140	70,709
1984	5,952	5,176	4,748	5,373	2,221	3,894	3,192	8,580	483	72,254	7,689	2,519	74,773
1985	5,079	4,984	4,150	5,662	2,744	4,292	3,505	9,245	745	71,944	8,525	3,299c	75,243
1986	4,161	4,673	4,072	5,829	3,371	4,523	3,487	9,970	530	70,025	8,193	1,686c	71,710
1987	5,885	4,651	4,456	6,602	3,904	4,962	4,495	11,457	443	75,655	8,918	1,589c	77,244
1988	6,319	5,159	4,483	7,236	4,210	5,426	5,595	13,446	473	80,710	9,460	1,518	82,229
1982 I	6,536	6,360	5,312	6,365	2,234	4,662	3,364	8,034	506	78,321	7,754	2,757	81,078
II	6,520	6,657	5,152	6,126	2,103	4,746	3,557	8,504	552	78,472	8,701	2,696	81,168
III	7,124	6,471	5,496	6,131	1,981	4,739	3,393	8,319	676	78,664	9,382	3,322	81,986
IV	6,743	6,421	5,659	5,497	1,974	4,085	3,356	8,216	666	75,921	7,679	3,094	79,015
1983 I	6,789	6,423	5,671	5,557	1,994	3,934	3,386	8,143	591	74,044	7,585	3,132	77,176
II	6,494	6,428	4,987	5,563	1,767	3,966	3,297	7,878	662	71,606	7,922	2,882	74,488
III	6,096	6,371	4,879	4,931	1,606	3,837	3,104	7,834	723	69,626	7,724	2,136	71,762
IV	5,871	6,056	4,845	4,629	1,796	3,575	3,237	7,750	773	68,570	7,706	2,140	70,709
1984 I	5,941	6,044	4,810	5,385	2,022	4,081	3,119	7,949	776	69,531	8,534	3,030	72,560
II	5,709	6,016	4,417	5,266	2,012	4,399	3,187	8,256	711	70,126	8,465	2,760	72,885
III	5,560	5,964	4,502	5,518	1,970	4,394	3,135	8,399	489	71,738	8,092	2,637	74,375
IV	5,952	5,176	4,748	5,373	2,221	3,894	3,192	8,580	483	72,254	7,689	2,519	74,773
1985 I	5,932	5,185	4,523	5,851	2,468	4,508	3,252	8,666	596	73,180	7,993	3,758	76,938
II	5,896	5,066	4,546	5,927	2,439	4,638	3,376	8,963	656	73,785	8,525	3,502	77,287
III	5,438	5,220	4,054	5,658	2,380	4,577	3,520	9,021	687	71,485	8,405	3,551	75,036
IV	5,079	4,984	4,150	5,662	2,744	4,292	3,505	9,245	745	71,944	8,525	3,299	75,243
1986 I	5,238	4,982	4,606	6,889	3,061	5,439	3,602	10,031	909	81,423	8,768	3,269	84,692
II	4,860	4,841	3,970	6,314	3,179	4,852	3,385	10,321	558	73,082	8,366	1,813	74,896
III	4,712	5,032	3,956	6,158	2,969	4,990	3,470	10,121	608	72,951	8,623	1,589	74,540
IV	4,161	4,673	4,072	5,829	3,371	4,523	3,487	9,970	530	70,025	8,193	1,686	71,710
1987 I	4,475	4,620	3,933	6,461	3,583	4,870	3,282	10,326	506	70,781	8,342	1,634	72,414
II	4,703	4,633	4,134	6,852	3,591	5,130	3,505	10,736	412	72,496	8,411	1,848	74,344
III	5,045	4,631	4,411	6,939	3,361	5,220	3,952	11,426	459	74,229	8,559	1,679	75,908
IV	5,885	4,651	4,456	6,602	3,904	4,962	4,495	11,457	443	75,655	8,918	1,589	77,244
1988 I	5,831	4,749	4,611	7,411	4,209	5,779	4,854	12,064	459	78,944	9,154	1,535	80,479
II	5,742	4,906	4,514	7,677	4,170	5,828	5,010	12,664	523	81,114	9,450	1,499	82,613
III	5,983	5,002	4,848	7,588	3,845	5,934	5,232	12,772	411	79,968	9,451	1,334	81,302
IV	6,319	5,159	4,483	7,236	4,210	5,426	5,595	13,446	473	80,710	9,460	1,518	82,229
1989 I	6,855	5,260	4,698	7,530	4,477	6,107	5,805	14,094	364	83,540	9,675	1,769	83,309
II	7,990	5,826	4,880	7,685	4,346	6,338	6,370	14,659	583	88,578	9,889	1,330	89,909
III	7,710	5,835	4,572	7,674	4,061	6,676	6,830	15,117	485	88,720	9,751	1,299	90,019

Loans to institutions **Prêts aux institutions**	Loans to governments **Prêts aux gouvernements**	Loans to non-residents **Prêts à des non-résidents**	Leasing receivables **Créances résultant de baux financiers**	Factored receivables **Créances affacturées**	Other loans **Autres prêts**	Loans at investment dealers subsidiaries **Prêts aux filiales de courtage**	Total **Total**	Of which: Loans made under Government of Canada guaranteed loans schemes **Dont : Prêts consentis en vertu de programmes garantis par le gouvernement fédéral**				End of period **En fin de période**
								Small business loans **Prêts aux petites entreprises**	Farm improvement loans **Prêts pour améliorations agricoles**	Canada student loans **Prêts aux étudiants**	Other **Autres**	
B307	B305	B304	B303	B302	B301	B354	B300	B350	B351	B352	B353	
1,711	2,955	1,458	2,099	34	118		128,844	787	496	814	81	1981
1,656	2,640	2,505	2,575	5	112		128,913	896	500	957	67	1982
1,906	1,657	3,022	2,389	49	163		119,712	1,142	528	1,181	64	1983
1,734	1,118	3,714	2,406	102	116		127,519	1,420	475	1,534	61	1984
1,902	1,187	4,143	2,678	90	48		133,348	1,458	461	1,814	44	1985
2,056	1,100	3,760	2,760	41	66		134,390	1,291	382	2,013	57	1986
2,298	1,227	4,144	2,677	38	44		146,724	1,240	334	2,397	32	1987
2,281	1,141	3,500	2,818	84	41	717	159,565	1,233	298	2,604	27	1988
1,833	2,753	2,639	2,501	25	172		131,595	781	467	807	71	1982 I
1,761	2,364	2,579	2,544	12	150		131,635	830	471	792	61	II
1,685	2,156	2,782	2,383	7	240		131,565	879	487	990	66	III
1,656	2,640	2,505	2,575	5	112		128,913	896	500	957	67	IV
1,789	2,372	2,544	2,529	2	142		127,224	920	486	954	63	1983 I
1,713	1,621	2,685	2,469	3	169		124,198	995	504	934	70	II
1,870	1,177	2,971	2,358	12	233		120,573	1,052	509	1,028	66	III
1,906	1,657	3,022	2,389	49	163		119,712	1,142	528	1,181	64	IV
1,750	1,808	3,543	2,352	49	124		122,462	1,202	534	1,195	64	1984 I
1,804	1,408	3,967	2,428	42	102		123,884	1,296	499	1,194	64	II
1,680	877	4,678	2,368	103	163		125,988	1,347	487	1,391	61	III
1,734	1,118	3,714	2,406	102	116		127,519	1,420	475	1,534	61	IV
1,667	1,423	4,568	2,469	78	82		130,659	1,495	452	1,554	61	1985 I
1,819	1,113	4,534	2,595	60	100		132,703	1,468	462	1,518	60	II
1,755	1,040	4,574	2,631	84	76		133,739	1,427	467	1,641	48	III
1,902	1,187	4,143	2,678	90	48		133,348	1,458	461	1,814	44	IV
2,215	1,824	4,258	2,743	76	57		144,627	1,418	407	1,805	46	1986 I
2,015	1,192	4,477	2,752	59	69		135,166	1,399	399	1,747	47	II
2,041	915	4,164	2,767	42	63		135,404	1,324	409	1,954	67	III
2,056	1,100	3,760	2,760	41	66		134,390	1,291	382	2,013	57	IV
2,091	1,332	3,959	2,858	47	67		136,441	1,289	368	2,053	52	1987 I
2,155	1,005	4,080	2,890	52	70		140,526	1,265	355	1,988	49	II
2,067	968	4,043	2,559	45	53		143,363	1,249	341	2,352	38	III
2,298	1,227	4,144	2,677	38	44		146,724	1,240	334	2,397	35	IV
2,312	1,454	4,159	2,697	138	43		150,632	1,245	321	2,389	36	1988 I
2,340	1,061	4,551	2,796	49	26		157,691	1,254	319	2,323	31	II
2,197	993	3,597	2,828	171	43		156,807	1,244	309	2,574	29	III
2,281	1,141	3,500	2,818	84	41	717	159,565	1,233	298	2,604	27	IV
2,457	1,418	3,735	2,929	37	36	1,018	164,353	1,210	282	2,585	26	1989 I
2,560	1,201	3,701	3,030	28	30	1,308	171,613	1,198	282	2,505	24	II
2,659	1,102	4,295	3,095	37	30	1,360	175,046	1,167	273	2,743	22	III

Millions of dollars **En millions de dollars**

End of period **En fin de période**	Foreign currency loans **Prêts en monnaies étrangères**														
	Loans to Canadian individuals for non-business purposes **Prêts non commerciaux à des Canadiens**		Loans to other Canadians **Prêts à d'autres Canadiens**												
			Financial institutions **Institutions financières**	Non-financial corporations and unincorporated businesses **Sociétés non financières et entreprises non constituées en sociétés**											
				Private business **Entreprises privées**											
				Agriculture **Agriculture**	Fishing trapping, logging, forestry **Pêche, piégeage, exploitation forestière**	Mining, quarries and oil wells **Mines, carrières et puits de pétrole**			Manufacturing **Secteur manufacturier**					Construction industry **Construction**	
	To purchase (or carry) securities **Pour le financement de titres**	Other **Autres**				Mining **Mines**	Oil and gas **Pétrole et gaz**	Other **Autres**	Metal products **Produits métalliques**	Transportation equipment **Matériel de transport**	Petroleum products **Produits pétroliers**	Other **Autres**	Total **Total**	Builders and developers **Constructeurs et promoteurs immobiliers**	Other **Autres**
	B387	B388	B386	B385	B384	B381	B382	B383	B377	B378	B379	B380	B376	B374	B375
1981	116	312	2,265	43	192	1,549	4,152	508	847	720	423	1,424	3,413	1,388	1,401
1982	66	307	2,818	55	312	2,150	4,288	466	992	269	329	2,138	3,728	2,688	1,453
1983	118	232	2,905	44	497	2,206	3,647	376	851	216	239	2,914	4,220	1,965	1,242
1984	114	272	3,943	39	525	2,730	2,860	293	1,100	181	211	2,535	4,027	2,118	716
1985	284	250	3,406	49	655	3,279	4,132	242	1,248	207	499	3,129	5,083	2,428	903
1986	227	432	3,759	40	716	3,260	5,277	574	1,098	213	439	3,187	4,938	2,408	975
1987	148	359	2,955	50	517	2,883	3,927	252	925	217	301	3,957	5,400	2,307	600
1988	97	389	3,446	35	642	2,116	3,572	224	700	293	118	4,286	5,397	1,563	653
1982 I	102	336	2,247	70	191	1,979	4,079	662	1,150	337	390	1,987	3,864	1,438	1,500
II	89	399	2,363	58	156	2,039	4,337	721	1,054	398	208	2,074	3,734	1,735	1,600
III	81	313	2,511	61	292	2,014	4,127	567	1,038	416	523	2,049	4,026	1,977	1,341
IV	66	307	2,818	55	312	2,150	4,288	466	992	269	329	2,138	3,728	2,688	1,453
1983 I	108	257	2,665	53	424	2,043	3,911	388	929	222	299	2,251	3,701	2,344	1,257
II	109	307	3,038	49	539	1,908	3,880	383	844	256	282	2,161	3,543	2,305	1,225
III	84	414	2,558	50	513	2,255	3,792	387	789	177	251	2,483	3,701	2,035	1,172
IV	118	232	2,905	44	497	2,206	3,647	376	851	216	239	2,914	4,220	1,965	1,242
1984 I	125	457	3,616	52	544	2,397	3,726	406	790	184	260	3,400	4,636	1,766	1,314
II	120	310	3,626	45	503	2,516	3,841	399	785	228	273	2,926	4,212	1,789	843
III	169	291	4,081	43	496	2,346	3,180	348	826	204	297	2,686	4,013	1,927	754
IV	114	272	3,943	39	525	2,730	2,860	293	1,100	181	211	2,535	4,027	2,118	716
1985 I	82	265	4,083	47	623	3,333	3,042	165	1,230	111	241	2,471	4,052	1,833	726
II	67	277	3,517	50	661	3,491	3,941	171	1,223	120	228	2,954	4,524	1,618	677
III	267	288	3,699	56	643	3,495	3,992	207	1,283	231	295	3,266	5,075	1,710	695
IV	284	250	3,406	49	655	3,279	4,132	242	1,248	207	499	3,129	5,083	2,428	903
1986 I	298	342	3,520	56	642	2,925	4,045	235	1,261	203	375	2,936	4,776	2,534	1,020
II	309	296	3,103	46	637	2,939	3,759	340	1,108	257	468	3,282	5,115	2,788	1,095
III	193	442	3,377	41	654	3,129	3,858	345	1,092	141	417	3,293	4,943	2,692	1,297
IV	227	432	3,759	40	716	3,260	5,277	574	1,098	213	439	3,187	4,938	2,408	975
1987 I	318	346	3,169	48	667	2,753	3,662	371	969	325	292	3,188	4,775	1,826	660
II	337	362	3,483	38	628	2,621	4,193	354	1,017	316	266	3,193	4,792	2,080	704
III	263	505	2,637	42	536	2,279	3,445	296	1,080	207	331	3,260	4,878	2,384	632
IV	148	359	2,955	50	517	2,883	3,927	252	925	217	301	3,957	5,400	2,307	600
1988 I	140	373	3,000	44	520	2,429	3,536	169	657	223	249	3,769	4,899	2,612	556
II	127	336	2,878	48	543	2,357	2,829	138	705	411	295	4,197	5,608	1,847	568
III	106	319	2,864	41	597	2,073	3,598	187	752	347	236	4,785	6,121	1,720	540
IV	97	389	3,446	35	642	2,116	3,572	224	700	293	118	4,286	5,397	1,563	653
1989 I	97	373	2,421	26	466	2,657	3,463	204	642	381	771	4,018	5,812	893	529
II	100	304	2,649	54	553	2,662	3,747	173	994	415	562	4,767	6,738	1,258	469
III	128	355	2,630	57	556	3,332	4,112	251	690	346	54	4,360	5,450	2,021	532

Transportation, communication and other utilities **Transports, communications et autres services publics**	Wholesale trade **Commerce de gros**	Retail trade **Commerce de détail**	Service industries **Services**: Real estate operators **Immobilier**	Service industries **Services**: Other **Autres services**	Multi-product conglomerates **Conglomérats multi-produits**	Total private business **Ensemble des entreprises privées**	Of which: Unincorporated businesses **Dont : Entreprises non constituées en sociétés**	Government enterprises **Entreprises publiques**: Federal **Fédérales**	Government enterprises **Entreprises publiques**: Provincial and municipal **Provinciales et municipales**	Loans to governments **Prêts aux administrations publiques**	Loans to non-residents **Prêts à des non-résidents**	All other loans **Tous autres prêts**	Total foreign currency loans **Ensemble des prêts en monnaies étrangères**	End of period **En fin de période**
B373	B372	B371	B369	B370	B368	B367	B389	B366	B365	B363	B362	B361	B360	
781	724	349	822	624	168	16,113	189	1,052	301	708	73,424	493	94,783	1981
755	648	294	1,092	482	556	18,968	151	1,885	824	824	78,236	520	104,448	1982
1,075	736	254	1,075	531	565	18,434	103	1,979	761	911	76,854	360	102,554	1983
1,239	662	399	1,800	590	475	18,474	126	1,991	594	925	90,523	401	117,237	1984
1,828	761	675	1,618	744	372	22,766	200	1,554	599	2,130	100,788	754	132,531	1985
1,392	905	963	1,727	564	253	23,993	184	1,401	423	106	100,471	845	131,657	1986
1,144	849	684	2,210	1,169	377	22,369	125	1,433	263	214	100,266	1,005	129,013	1987
1,180	998	592	1,607	1,488	299	20,367	342	1,692	238	157	87,815	1,196	115,396	1988
944	796	359	862	548	304	17,595	248	1,547	421	783	76,008	411	99,449	1982 I
1,008	871	330	889	610	406	18,494	208	2,542	544	1,726	81,348	478	107,982	II
788	604	319	1,060	445	591	18,213	138	1,708	733	897	78,188	514	103,158	III
755	648	294	1,092	482	556	18,968	151	1,885	824	824	78,236	520	104,448	IV
837	627	302	1,124	520	564	18,094	112	2,000	744	742	77,713	464	102,788	1983 I
720	707	295	1,127	556	512	17,751	694	1,527	789	737	77,606	440	102,303	II
823	803	271	1,054	466	652	17,974	668	1,909	623	912	76,929	440	101,842	III
1,075	736	254	1,075	531	565	18,434	103	1,979	761	911	76,854	360	102,554	IV
1,127	796	344	990	630	627	19,355	114	1,997	654	1,073	79,310	385	106,971	1984 I
1,111	672	381	1,730	689	517	19,249	101	2,032	511	1,132	81,722	401	109,102	II
1,213	659	388	1,834	607	541	18,350	159	1,793	468	1,187	87,377	421	114,137	III
1,239	662	399	1,800	590	475	18,474	126	1,991	594	925	90,523	401	117,237	IV
1,627	647	433	1,790	619	1,000	19,935	128	2,124	768	1,356	91,818	435	120,866	1985 I
1,795	652	488	1,347	670	401	20,487	130	1,653	590	1,589	93,602	448	122,230	II
1,884	817	473	1,739	709	406	21,903	181	1,571	407	1,087	94,870	673	124,764	III
1,828	761	675	1,618	744	372	22,766	200	1,554	599	2,130	100,788	754	132,531	IV
1,656	738	804	1,358	567	321	21,678	406	1,480	580	2,141	100,343	783	131,165	1986 I
1,483	797	891	2,155	738	372	23,154	229	1,443	680	1,445	96,629	792	127,851	II
1,233	862	902	2,144	620	359	23,079	230	1,384	946	808	95,550	757	126,535	III
1,392	905	963	1,727	564	253	23,993	184	1,401	423	106	100,471	845	131,657	IV
1,035	779	895	1,627	786	609	20,492	139	1,335	397	195	94,403	762	121,417	1987 I
1,053	890	817	1,972	693	308	21,144	533	1,393	377	239	97,305	826	125,465	II
1,037	921	687	2,345	969	388	20,838	89	1,361	240	221	94,785	815	121,664	III
1,144	849	684	2,210	1,169	377	22,369	125	1,433	263	214	100,266	1,005	129,013	IV
1,113	849	636	1,776	1,247	281	20,667	195	1,410	262	200	95,499	1,062	122,613	1988 I
1,153	796	669	1,892	1,324	332	20,106	304	1,489	231	188	93,168	956	119,478	II
1,082	983	605	1,974	1,383	315	21,220	350	1,629	217	159	89,031	1,008	116,553	III
1,180	998	592	1,607	1,488	299	20,367	342	1,692	238	157	87,815	1,196	115,396	IV
1,149	956	610	1,338	1,423	400	19,926	357	1,599	242	101	89,157	1,325	115,241	1989 I
1,189	963	600	1,866	1,210	732	22,214	223	1,640	136	103	90,491	1,242	118,878	II
1,442	990	764	1,988	1,238	690	23,423	246	1,643	141	59	89,251	1,128	118,760	III

Selected seasonally adjusted series: Chartered bank assets and liabilities
Quelques statistiques bancaires désaisonnalisées : Avoirs et engagements des banques à charte

Millions of dollars **En millions de dollars**

Average of Wednesdays, unless otherwise indicated **Moyenne des mercredis, sauf indication contraire**	Canadian dollar deposits **Dépôts en dollars canadiens**			Canadian dollar major assets **Principaux avoirs en dollars canadiens**							
	Demand **Dépôts à vue**	Personal savings **Dépôts d'épargne des particuliers**	Non-personal term and notice **Dépôts autres que ceux des particuliers à terme ou à préavis**	Total (not seasonally adjusted) **Total (pas désaisonnalisées)**	Liquid assets **Avoirs de première liquidité**	Less liquid assets **Avoirs de seconde liquidité**	Total loans **Ensemble des prêts**	General loans **Prêts généraux**	Total personal loans (average of Wednesdays) **Ensemble des prêts aux particuliers (moyenne des mercredis)**	Business loans (average of Wednesdays) **Prêts aux entreprises (moyenne des mercredis)**	Residential mortgages (average of Wednesdays) **Prêts hypothécaires à l'habitation (moyenne des mercredis)**
	B1601	B1600	B1610[1]	B499	B1634	B1616	B1605	B1606	B1622	B1623	B1632
1985 D	17,760	119,276	43,681	209,522	30,959	183,819	131,558	124,204	38,591	85,568	40,353
1986 J	17,122	119,989	45,135	209,322	28,485	186,829	134,125	126,760	38,868	87,926	40,979
F	16,698	120,261	45,446	210,698	24,970	190,057	136,539	128,955	39,335	89,610	41,595
M	16,669	120,932	47,928	216,326	24,835	195,385	141,449	133,478	39,419	93,966	42,165
A	16,075	122,207	46,826	216,354	27,569	192,199	138,111	130,418	39,489	90,913	42,646
M	16,538	122,692	42,534	212,463	29,011	188,119	133,854	126,188	39,577	86,707	43,190
J	16,763	123,731	41,579	211,773	29,368	186,729	132,074	124,458	39,800	84,661	43,746
J	17,110	124,512	41,876	212,805	29,046	187,861	132,598	124,897	40,649	84,198	44,586
A	17,145	125,194	42,039	212,830	30,122	188,318	132,280	124,712	41,002	83,747	45,601
S	17,656	125,895	42,639	213,920	30,068	189,475	132,983	125,264	41,320	83,945	46,382
O	17,869	126,317	44,042	216,391	30,136	191,253	133,993	126,177	41,967	84,172	47,254
N	19,047	128,834	44,628	217,388	32,818	190,397	132,804	124,872	41,864	82,955	48,431
D	18,590	130,507	46,228	218,302	33,567	190,322	132,159	124,263	42,196	82,000	49,010
1987 J	18,829	130,476	45,225	218,691	34,543	191,073	132,214	124,258	42,667	81,573	49,546
F	19,633	131,171	45,761	220,113	35,288	191,907	132,258	124,269	43,158	81,106	50,068
M	19,358	131,947	46,642	222,536	36,168	193,192	132,528	124,657	43,635	81,056	50,783
A	20,646	132,377	47,833	227,267	37,339	195,461	133,801	125,708	44,262	81,559	51,685
M	20,965	132,791	48,409	228,395	36,921	198,007	135,169	126,945	44,906	82,172	52,875
J	21,032	133,652	49,181	229,819	35,442	199,977	135,966	127,699	45,131	82,572	54,048
J	20,458	134,188	49,878	231,996	33,698	203,396	137,960	129,575	45,660	83,859	55,189
A	20,461	134,759	48,769	231,639	32,777	205,554	138,831	130,420	46,007	84,452	56,084
S	20,433	136,328	49,289	234,308	32,619	208,132	140,451	132,177	46,643	85,508	57,410
O	20,942	138,527	50,061	239,323	32,354	212,474	141,869	133,471	47,646	85,749	59,628
N	21,091	135,749	50,893	242,533	32,428	215,170	144,186	135,860	48,310	87,492	60,568
D	20,574	137,389	52,154	242,000	30,626	216,967	145,093	136,638	48,944	87,615	61,618
1988 J	20,872	138,804	51,528	241,475	29,861	218,711	145,992	137,462	49,465	87,948	62,562
F	20,815	140,310	51,366	243,719	29,615	220,816	146,975	138,399	49,819	88,561	63,719
M	20,695	142,050	52,168	247,002	29,968	222,639	148,070	139,269	50,649	88,685	64,496
A	22,288	142,961	52,836	252,320	32,004	225,169	149,314	140,412	51,354	89,196	65,511
M	22,422	144,114	53,418	253,828	32,472	227,927	150,753	141,793	51,948	89,998	66,596
J	22,954	145,443	55,484	260,632	34,551	231,717	153,013	143,885	52,749	91,142	67,718
J	23,286	146,802	56,871	264,282	35,642	234,498	154,374	145,193	53,383	91,759	68,909
A	23,573	148,717	57,968	268,393	37,477	237,573	156,037	146,832	54,012	92,867	70,007
S	23,280	150,225	57,895	269,123	38,559	237,780	155,631	146,031	54,690	91,276	71,085
O	22,860	151,114	56,800	270,932	36,681	239,733	156,228	146,550	55,092	91,348	72,254
N	23,631	154,594	56,209	274,847	37,871	242,450	157,750	148,087	55,659	92,367	73,399
D	23,264	156,146	56,404	277,135	38,439	244,991	159,177	149,452	56,163	93,195	74,658
1989 J	23,714	158,098	56,221	277,597	39,032	247,356	160,499	150,598	56,510	94,002	75,536
F	23,141	160,019	56,086	277,555	37,600	249,143	161,190	151,177	56,939	94,216	76,520
M	23,156	162,598	58,318	282,034	37,910	252,754	163,159	153,093	58,010	95,201	77,956
A	22,922	164,129	57,701	284,883	36,847	254,485	163,130	153,032	58,012	95,188	79,457
M	23,231	165,837	58,302	290,228	37,670	260,314	167,412	157,029	58,371	98,829	80,886
J	22,704	167,851	58,761	294,667	38,494	263,076	169,224	158,620	58,960	99,664	81,414
J	22,843	169,730	58,332	296,694	37,247	266,037	171,544	160,858	59,503	101,303	81,759
A	23,305	171,537	58,987	298,833	36,381	269,542	173,809	163,000	60,033	103,039	82,714
S	22,942	173,626	58,752	301,292	36,600	271,402	175,099	163,982	60,548	103,372	83,984
O	23,754	174,671	58,867R	303,456R	35,358	274,630R	177,178R	166,007R	61,087	104,816R	84,965
N	22,552R	180,155	60,264R	306,102R	37,177R	275,543R	176,535R	165,301R	61,658R	103,586R	86,639R
D	23,334	182,548	61,531	310,196	39,279	278,457	177,510	166,223	62,099	104,037	88,426

[1] Not seasonally adjusted owing to unstable seasonality.

[1] **Données non désaisonnalisées en raison de l'instabilité de leur saisonnalité.**

Millions of dollars unless otherwise indicated **En millions de dollars, sauf indication contraire**

Daily average for period **Moyenne des données journalières de la période**			Statutory deposits **Dépôts sujets aux réserves**: Canadian dollar **En dollars canadiens**: Demand **À vue**	Notice **À préavis**	Foreign currency **En monnaies étrangères**	Adjustments for previous periods **Ajustements aux périodes antérieures**	Cash reserves **Réserves-encaisse**: Required minimum **Minimum requis**	Required as a ratio of total statutory deposits (%) **En % du total des dépôts sujets aux réserves**	Actual **Montants effectivement détenus**: Statutory coin and Bank of Canada notes **Billets de la Banque du Canada et pièces (base légale)**	Bank of Canada deposits **Dépôts à la Banque du Canada**	Total **Total**	Excess cash reserves **Excédent des réserves-encaisse**: As a ratio of total statutory deposits (%) **En % du total des dépôts sujets aux réserves**	Cumulative excess reserves for the period **Montant cumulé des excédents journaliers des réserves-encaisse**	Day-to-day loans **Prêts au jour le jour**	Treasury bills **Bons du Trésor**	Secondary reserves **Réserves secondaires**: Required as a ratio of total statutory deposits (%) **En % du total des dépôts sujets aux réserves**	Excess **Excédent**: Ratio **En %**	Amount **Montant**
			B813	B814	B824	B825	B810	B808	B803	B820/21	B818/19			B804	B805	B811	B816	B817
1988	J	1–15	20,777	110,048	8,360	−1,043	5,385	3.90	3,483	1,987	5,471	0.06	1,196	12	9,164	4.00	2.72	3,754
		16–31							3,483	2,023	5,506	0.09	1,692					
	F	1–15	21,647	108,462	8,600	−8	5,563	4.01	4,021	1,606	5,626	0.05	952	37	9,223	4.00	2.73	3,790
		16–29							4,021	1,635	5,656	0.07	1,303					
	M	1–15	19,810	105,920	8,066	−7	5,294	3.96	3,317	2,018	5,335	0.03	620	33	8,405	4.00	2.41	3,221
		16–31							3,317	2,184	5,501	0.16	3,933					
	A	1–15	19,810	104,625	7,603	−152	5,231	3.97	3,291	2,091	5,382	0.11	2,110	73	7,885	4.00	2.14	2,825
		16–30							3,291	2,073	5,364	0.10	1,869					
	M	1–15	19,310	104,078	7,822	−514	5,165	3.95	3,311	1,973	5,283	0.09	1,662	17	8,154	4.00	2.31	3,018
		16–31							3,311	1,890	5,201	0.03	584					
	J	1–15	20,281	104,604	7,821	−574	5,268	3.99	3,265	2,064	5,329	0.05	910	11	8,618	4.00	2.60	3,437
		16–30							3,265	2,123	5,388	0.09	2,155					
	J	1–15	20,160	106,064	7,862	125	5,329	3.97	3,469	1,924	5,392	0.05	882	16	9,123	4.00	2.89	3,878
		16–31							3,469	2,015	5,484	0.12	2,158					
	A	1–15	21,051	107,285	7,719	−74	5,444	4.00	3,526	2,015	5,541	0.07	1,455	79	9,236	4.00	2.90	3,948
		16–31							3,526	1,965	5,491	0.04	759					
	S	1–15	20,802	108,047	7,564	−40	5,439	3.99	3,563	1,902	5,465	0.02	384	38	9,285	4.00	2.89	3,943
		16–30							3,563	1,995	5,557	0.09	2,005					
	O	1–15	21,408	108,253	7,835	−3	5,513	4.01	3,574	2,000	5,574	0.05	859	38	10,366	4.00	3.62	4,974
		16–31							3,574	2,017	5,591	0.06	1,172					
	N	1–15	21,066	107,653	7,662	−782	5,432	4.01	3,610	1,854	5,464	0.02	483	28	10,113	4.00	3.52	4,769
		16–30							3,610	1,894	5,504	0.05	1,092					
	D	1–15	21,413	108,761	7,673	56	5,523	4.01	3,637	1,964	5,601	0.06	1,175	18	10,216	4.00	3.50	4,823
		16–31							3,637	2,012	5,649	0.09	2,279					
1989	J	1–15	21,386	107,259	7,614	−13	5,472	4.02	3,711	1,849	5,560	0.06	1,135	69	9,366	4.00	2.97	4,044
		16–31							3,711	1,798	5,509	0.03	581					
	F	1–15	22,223	107,889	8,086	53	5,593	4.05	4,271	1,426	5,697	0.08	1,547	58	9,460	4.00	2.95	4,083
		16–28							4,271	1,407	5,678	0.06	1,098					
	M	1–15	20,315	106,424	7,721	−98	5,345	3.98	3,549	1,824	5,373	0.02	413	14	8,649	4.00	2.47	3,320
		16–31							3,549	1,830	5,379	0.03	608					
	A	1–15	20,480	106,769	7,704	−17	5,376	3.98	3,386	2,061	5,446	0.05	979	44	9,483	4.00	3.12	4,207
		16–30							3,386	2,076	5,462	0.06	1,196					
	M	1–15	19,489	105,219	7,609	−44	5,228	3.95	3,405	1,853	5,258	0.02	444	22	10,158	4.00	3.72	4,919
		16–31							3,405	1,852	5,257	0.02	465					
	J	1–15	20,293	104,433	7,726	−128	5,290	4.00	3,341	2,004	5,345	0.04	838	18	10,713	4.00	4.17	5,516
		16–30							3,341	2,044	5,385	0.07	1,726					
	J	1–15	20,724	104,727	7,618	−73	5,335	4.01	3,620	1,785	5,405	0.05	920	39	9,788	4.00	3.43	4,567
		16–31							3,620	1,763	5,383	0.04	727					
	A	1–15	21,417	105,550	7,848	61	5,434	4.03	3,798	1,663	5,461	0.02	399	29	10,167	4.00	3.61	4,867
		16–31							3,798	1,739	5,537	0.08	1,636					
	S	1–15	20,556	105,913	7,887	−17	5,363	3.99	3,771	1,641	5,412	0.04	819	18	10,979	4.00	4.24	5,690
		16–30							3,771	1,682	5,453	0.07	1,256					
	O	1–15	20,462	106,246	8,161	−10	5,368	3.98	3,783	1,655	5,438	0.05	987	11	11,254R	4.00	4.42R	5,962R
		16–31							3,783	1,696	5,479	0.08	1,785					
	N	1–15	20,760	106,810	8,539	−32	5,431	3.99	3,768	1,756	5,524	0.07	1,397	10R	11,808ER	4.00	4.73ER	6,436ER
		16–30							3,768	1,693	5,461	0.02	450					
	D	1–15	21,046	107,068	8,392	−135	5,454	4.00	3,742	1,828	5,570	0.09	1,976	9	12,623E	4.00	5.34E	7,283E
		16–31							3,742	1,804	5,547	0.07	1,390					

Chartered banks: Total foreign currency assets and liabilities
Banques à charte : Avoirs et engagements en monnaies étrangères

Millions of Canadian dollars En millions de dollars canadiens

End of period En fin de période	Assets Avoirs						Liabilities Engagements								Net foreign assets Avoirs nets en monnaies étrangères
	Call loans Prêts à vue	Other loans Autres prêts	Securities Titres	Deposits with banks Dépôts dans d'autres banques	Other assets Autres avoirs	Total Total	Deposits Dépôts						Other liabilities Autres engagements	Total Total	
							Demand À vue	Notice À préavis	Fixed term À terme fixe	Total Total	Of which: Dont : Deposits of banks Dépôts d'autres banques	Other deposits Autres dépôts			
	B1801	B1802	B1803	B1804	B1805	B1800	B1811	B1812	B1813	B1814	B1807	B1808	B1810	B1806	B1809
1974	526	11,692	726	14,885	705	28,534					15,197	14,156		29,353	−818
1975	427	14,430	603	15,468	281	31,209					16,268	15,093	100	31,461	−253
1976	454	16,508	619	19,330	703	37,614					20,751	17,465	87	38,303	−689
1977	883	21,828	2,164	21,774	1,009	47,658					27,353	21,164	146	48,664	−1,006
1978	1,101	30,025	5,460	28,617	1,769	66,972					37,827	30,607	266	68,700	−1,728
1979	1,034	37,406	5,755	35,228	2,443	81,865					48,302	36,559	326	85,187	−3,322
1980	1,037	54,818	5,764	45,409	2,920	109,948					65,295	45,846	1,837	112,978	−3,030
1981	962	94,018	6,489	38,207	7,711	147,387	6,382	3,882	133,680	143,943	78,436	65,507	8,651	152,594	−5,207
1982	754	103,872	6,966	37,303	7,595	156,490	5,300	4,042	139,392	148,734	84,047	64,687	10,670	159,404	−2,914
1983	728	101,322	7,671	40,917	6,108	156,746	5,808	4,955	140,864	151,628	79,711	71,917	8,582	160,210	−3,464
1984	1,488	115,158	10,143	47,671	8,346	182,805	8,333	7,410	160,992	176,734	86,695	90,040	10,590	187,324	−4,519
1985	1,566	130,274	15,054	47,015	8,101	202,010	9,344	10,126	171,832	191,302	91,095	100,207	13,666	204,969	−2,959
1986	1,578	129,368	16,989	50,230	9,139	207,304	11,089	9,834	171,441	192,365	82,794	109,571	15,333	207,697	−393
1987	1,442	122,702	15,203	42,725	9,434	191,505	11,696	10,963	161,860	184,519	77,286	107,232	16,337	200,856	−9,351
1988	1,096	110,205	13,629	33,600	10,370	168,900	9,881	9,137	142,507	161,525	59,785	101,740	18,712	180,237	−11,337
1986 O	1,412	121,656	16,064	47,356	8,602	195,090	10,126	9,232	162,214	181,572	75,333	106,238	15,242	196,814	−1,724
N	930	123,884	16,516	48,545	8,833	198,707	10,547	10,862	163,367	184,776	77,619	107,156	15,269	200,045	−1,338
D	1,578	129,368	16,989	50,230	9,139	207,304	11,089	9,834	171,441	192,365	82,794	109,571	15,333	207,697	−393
1987 J	1,095	122,862	15,609	43,932	9,263	192,761	10,076	11,331	157,825	179,232	72,940	106,292	15,411	194,644	−1,883
F	1,012	122,206	16,235	44,444	9,009	192,906	10,224	11,338	157,189	178,751	74,553	104,197	15,415	194,165	−1,259
M	1,054	119,531	16,341	44,926	9,501	191,353	10,347	9,656	158,424	178,427	75,519	102,908	15,085	193,512	−2,159
A	1,372	122,267	15,601	47,109	9,081	195,430	10,012	10,969	159,367	180,348	76,484	103,864	16,026	196,374	−944
M	1,631	122,295	15,696	49,551	9,392	198,565	10,586	11,529	161,881	183,996	78,619	105,377	15,985	199,981	−1,417
J	1,416	123,475	15,718	48,460	9,256	198,325	10,362	11,408	163,166	184,936	79,317	105,619	15,710	200,646	−2,320
J	1,684	115,497	15,337	44,524	9,290	186,333	10,493	10,848	157,931	179,272	76,860	102,412	15,199	194,471	−8,138
A	1,134	115,200	15,645	45,642	8,512	186,133	10,056	11,037	158,107	179,200	75,075	104,125	15,898	195,099	−8,966
S	1,420	114,346	14,837	45,717	9,888	186,209	11,160	9,513	158,357	179,031	74,616	104,415	15,877	194,908	−8,699
O	1,323	117,926	15,595	45,710	8,295	188,849	10,567	11,246	159,685	181,498	78,407	103,091	15,278	196,777	−7,928
N	1,233	120,022	15,185	46,516	8,831	191,787	11,033	11,596	163,391	186,020	79,128	106,892	15,904	201,925	−10,138
D	1,442	122,702	15,203	42,725	9,434	191,505	11,696	10,963	161,860	184,519	77,286	107,232	16,337	200,856	−9,351
1988 J	863	118,304	14,487	38,143	8,841	180,639	10,540	10,489	153,632	174,661	70,111	104,551	15,909	190,571	−9,932
F	947	116,889	13,999	36,096	8,207	176,139	9,987	10,575	149,653	170,215	67,619	102,596	15,599	185,814	−9,675
M	1,096	117,143	14,186	35,298	8,464	176,187	10,231	11,072	150,076	171,378	67,000	104,379	16,395	187,773	−11,586
A	1,006	116,235	13,394	34,082	8,587	173,305	9,907	10,559	145,830	166,296	63,571	102,725	16,744	183,040	−9,735
M	1,097	115,067	13,561	36,410	8,149	174,284	9,881	9,932	147,288	167,101	64,616	102,485	16,712	183,813	−9,529
J	880	114,036	14,075	35,564	9,152	173,707	10,953	9,912	143,652	164,517	64,827	99,691	18,478	182,995	−9,288
J	837	110,195	13,976	34,358	9,259	168,626	10,015	9,770	140,475	160,260	60,521	99,739	17,959	178,220	−9,593
A	941	113,394	13,350	36,210	9,384	173,279	9,889	10,546	144,579	165,014	62,224	102,789	17,802	182,816	−9,537
S	1,044	111,009	13,704	36,055	8,743	170,554	9,562	10,423	141,292	161,277	59,473	101,805	18,784	180,061	−9,507
O	789	112,184	13,427	32,192	9,583	168,175	9,805	10,578	137,352	157,735	59,607	98,128	20,106	177,842	−9,667
N	1,241	109,222	13,340	33,714	9,382	166,900	10,395	10,466	139,182	160,042	60,815	99,227	18,849	178,892	−11,992
D	1,096	110,205	13,629	33,600	10,370	168,900	9,881	9,137	142,507	161,525	59,785	101,740	18,712	180,237	−11,337
1989 J	931	107,927	13,654	30,459	10,422	163,392	9,802	9,240	135,721	154,762	57,616	97,146	19,344	174,106	−10,714
F	910	112,798	13,215	32,242	10,882	170,046	9,550	9,496	141,056	160,102	58,247	101,855	20,091	180,193	−10,146
M	986	110,190	13,638	34,164	10,219	169,197	9,048	9,942	138,753	157,743	55,820	101,923	20,072	177,816	−8,619
A	1,206	109,645	13,668	31,411	10,146	166,076	9,353	9,218	136,685	155,256	54,870	100,386	20,096	175,352	−9,276
M	1,208	111,183	14,190	31,513	10,777	168,871	9,323	8,823	141,048	159,194	54,609	104,585	20,746	179,940	−11,069
J	798	113,542	14,117	30,275	10,867	169,598	9,487	9,728	140,180	159,394	56,460	102,935	21,125	180,519	−10,921
J	805	113,205	13,532	30,233	10,732	168,507	10,097	9,731	136,848	156,677	56,162	100,515	21,551	178,228	−9,721
A	727	112,710	13,767	28,299	11,623	167,126	9,320	8,872	136,952	155,143	54,028	101,115	21,535	176,679	−9,553
S	696	113,937	13,472	30,426	10,137	168,667	9,794	9,121	138,456	157,371	56,034	101,337	20,497	177,867	−9,201
O	632	109,177	13,823	27,790	9,595R	161,017R	9,164	8,958	132,782	150,904	53,637	97,266	20,977R	171,881R	−10,864

Chartered banks: Total foreign currency assets and liabilities booked in Canada
Banques à charte : Avoirs et engagements en monnaies étrangères comptabilisés au Canada

Millions of dollars **En millions de dollars**

Country of residence and type of bank customer (foreign banks include the foreign agencies and branches of Canadian chartered banks)
Ventilation selon le pays de résidence et le genre d'activité des clients (les agences et les succursales des banques à charte canadiennes à l'étranger sont considérées comme banques étrangères)

	End of period **En fin de période**	United States **États-Unis**			United Kingdom **Royaume-Uni**			Other EEC countries **Autres pays de la CEE**			Other OECD countries **Autres pays de l'OCDE**			Other sterling area **Autres pays de la zone sterling**		
		Banks **Banques**	Other **Autres**	Total **Total**	Banks **Banques**	Other **Autres**	Total **Total**	Banks **Banques**	Other **Autres**	Total **Total**	Banks **Banques**	Other **Autres**	Total **Total**	Banks **Banques**	Other **Autres**	Total **Total**
		B3512	B3513	B3511	B3515	B3516	B3514	B3557	B3558	B3556	B3560	B3561	B3559	B3518	B3519	B3517
Assets **Avoirs**	1984	14,467	868	15,335	7,836	61	7,897	4,133	747	4,880	436	833	1,269			
	1985	17,517	5,632	23,150	8,484	131	8,616	3,715	447	4,162	364	564	928			
	1986	24,372	4,861	29,233	7,696	277	7,973	3,623	464	4,087	676	308	984			
	1987	22,268	4,733	27,000	6,756	218	6,974	3,293	406	3,699	509	244	752			
	1988	18,399	3,551	21,951	4,759	160	4,919	2,069	312	2,381	544	168	712			
	1988 O	13,763	3,262	17,025	5,014	208	5,222	1,828	282	2,111	495	174	668			
	N	16,443	3,317	19,760	4,637	203	4,840	1,736	320	2,056	522	160	682			
	D	18,399	3,551	21,951	4,759	160	4,919	2,069	312	2,381	544	168	712			
	1989 J	13,798	3,153	16,950	4,129	170	4,299	1,976	282	2,258	427	151	577			
	F	16,050	2,980	19,030	4,166	187	4,354	2,331	309	2,640	391	142	533			
	M	17,779	3,072	20,851	5,009	205	5,213	2,103	308	2,412	402	141	544			
	A	16,871	2,990	19,861	4,473	143	4,616	1,449	307	1,756	363	144	506			
	M	12,032	3,067	15,099	4,435	178	4,613	1,687	296	1,984	317	150	467			
	J	9,975	3,175	13,150	4,383	176	4,559	1,732	314	2,046	462	149	611			
	J	11,835	3,441	15,276	4,712	137	4,850	1,843	232	2,074	581	145	726			
	A	11,733	2,914	14,647	4,339	178	4,516	1,504	316	1,820	520	132	653			
	S	13,310	2,701	16,012	3,666	154	3,821	1,367	307	1,674	433	129	562			
	O	11,608	2,621	14,229	3,525	160	3,686	1,317	335	1,652	450	129	579			
		B3612	B3613	B3611	B3615	B3616	B3614	B3657	B3658	B3656	B3660	B3661	B3659	B3618	B3619	B3617
Liabilities **Engagements**	1984	18,111	15,501	33,612	10,334	676	11,011	2,663	692	3,355	2,977	1,294	4,272			
	1985	19,730	19,920	39,649	10,655	671	11,326	2,624	751	3,375	3,468	1,590	5,058			
	1986	24,026	21,632	45,658	10,170	1,660	11,830	2,200	1,141	3,341	3,868	1,509	5,377			
	1987	23,601	15,596	39,197	9,769	459	10,228	3,169	1,116	4,285	4,715	2,399	7,114			
	1988	20,036	15,284	35,321	8,879	514	9,393	2,488	931	3,420	3,855	2,131	5,986			
	1988 O	14,683	14,002	28,686	9,593	484	10,078	1,976	939	2,915	3,646	2,157	5,803			
	N	19,051	15,245	34,296	8,903	471	9,374	1,988	920	2,908	3,932	2,280	6,212			
	D	20,036	15,284	35,321	8,879	514	9,393	2,488	931	3,420	3,855	2,131	5,986			
	1989 J	15,997	14,268	30,265	8,093	441	8,534	2,569	910	3,479	3,836	2,222	6,058			
	F	18,359	13,699	32,058	8,562	439	9,002	3,009	1,097	4,106	3,566	2,374	5,940			
	M	17,796	13,597	31,393	8,790	382	9,172	2,492	952	3,444	3,897	2,493	6,390			
	A	17,991	13,518	31,509	8,173	385	8,558	2,067	1,017	3,085	4,085	2,187	6,273			
	M	14,034	15,357	29,391	8,934	561	9,495	2,049	1,096	3,145	4,545	2,273	6,818			
	J	12,413	13,907	26,319	8,762	563	9,325	1,859	1,064	2,923	4,652	2,181	6,833			
	J	11,724	14,342	26,066	8,461	474	8,935	1,824	946	2,769	4,458	2,080	6,538			
	A	13,236	14,279	27,515	7,465	539	8,004	2,013	930	2,942	4,142	2,376	6,518			
	S	13,463	13,816	27,279	7,666	518	8,183	2,358	1,074	3,431	4,568	2,342	6,910			
	O	12,320	11,842	24,161	8,282	633	8,915	2,631	892	3,523	4,476	2,287	6,762			
		B3712	B3713	B3711	B3715	B3716	B3714	B3757	B3758	B3756	B3760	B3761	B3759	B3718	B3719	B3717
Net Assets **Avoirs nets**	1984	−3,644	−14,633	−18,277	−2,498	−615	−3,114	1,470	56	1,525	−2,542	−461	−3,003			
	1985	−2,212	−14,287	−16,500	−2,171	−540	−2,710	1,091	−305	787	−3,103	−1,027	−4,130			
	1986	346	−16,771	−16,425	−2,473	−1,383	−3,857	1,423	−677	746	−3,192	−1,202	−4,393			
	1987	−1,334	−10,864	−12,197	−3,013	−241	−3,254	124	−711	−586	−4,206	−2,156	−6,362			
	1988	−1,637	−11,733	−13,370	−4,120	−354	−4,474	−420	−619	−1,039	−3,311	−1,963	−5,274			
	1988 O	−920	−10,741	−11,661	−4,579	−277	−4,856	−148	−656	−804	−3,151	−1,984	−5,134			
	N	−2,609	−11,927	−14,536	−4,266	−268	−4,534	−253	−599	−852	−3,410	−2,119	−5,529			
	D	−1,637	−11,733	−13,370	−4,120	−354	−4,474	−420	−619	−1,039	−3,311	−1,963	−5,274			
	1989 J	−2,200	−11,115	−13,315	−3,964	−271	−4,235	−593	−628	−1,221	−3,409	−2,072	−5,481			
	F	−2,308	−10,719	−13,027	−4,396	−252	−4,648	−677	−788	−1,465	−3,176	−2,231	−5,407			
	M	−17	−10,525	−10,542	−3,781	−177	−3,959	−389	−644	−1,032	−3,495	−2,351	−5,846			
	A	−1,120	−10,528	−11,648	−3,700	−243	−3,943	−618	−710	−1,329	−3,723	−2,044	−5,766			
	M	−2,001	−12,290	−14,291	−4,498	−384	−4,882	−361	−800	−1,161	−4,227	−2,124	−6,351			
	J	−2,437	−10,732	−13,169	−4,379	−387	−4,767	−127	−750	−877	−4,189	−2,032	−6,221			
	J	111	−10,901	−10,790	−3,748	−336	−4,085	19	−714	−695	−3,877	−1,935	−5,812			
	A	−1,503	−11,365	−12,868	−3,126	−362	−3,488	−509	−614	−1,123	−3,622	−2,244	−5,865			
	S	−152	−11,115	−11,267	−3,999	−363	−4,362	−990	−767	−1,757	−4,135	−2,213	−6,348			
	O	−711	−9,221	−9,932	−4,757	−473	−5,229	−1,314	−557	−1,871	−4,026	−2,158	−6,184			

Continental Europe / Europe continentale			All other countries / Tous autres pays			Total non-resident / Total (non-résidents)			Canada / Canada			Total resident and non-resident / Total (résidents et non-résidents)			End of period / En fin de période
Banks / Banques	Other / Autres	Total / Total	Banks / Banques	Other / Autres	Total / Total	Banks / Banques	Other / Autres	Total / Total	Banks / Banques	Other / Autres	Total / Total	Banks / Banques	Other / Autres	Total / Total	
B3521	B3522	B3520	B3563	B3564	B3562	B3508	B3509	B3507	B3505	B3506	B3504	B3501	B3502	B3500	
			17,487	5,298	22,786	44,359	7,808	52,167	4,165	28,894	33,059	48,523	36,703	85,226	1984
			17,833	5,219	23,052	47,914	11,992	59,907	5,367	33,002	38,369	53,281	44,994	98,275	1985
			22,353	3,782	26,135	58,721	9,691	68,412	3,268	31,522	34,790	61,989	41,213	103,201	1986
			19,138	6,357	25,495	51,963	11,956	63,920	2,774	27,758	30,531	54,737	39,714	94,451	1987
			14,577	8,337	22,914	40,348	12,529	52,876	2,634	25,705	28,339	42,982	38,234	81,215	1988
			17,435	8,405	25,840	38,535	12,331	50,865	2,589	26,110	28,699	41,124	38,440	79,564	1988 O
			15,384	8,297	23,681	38,721	12,298	51,019	2,552	25,599	28,151	41,273	37,897	79,170	N
			14,577	8,337	22,914	40,348	12,529	52,876	2,634	25,705	28,339	42,982	38,234	81,215	D
			18,794	8,173	26,967	39,124	11,928	51,052	2,777	25,876	28,653	41,902	37,804	79,706	1989 J
			19,469	8,377	27,847	42,408	11,996	54,404	2,234	26,159	28,393	44,642	38,154	82,797	F
			20,274	8,402	28,676	45,568	12,128	57,696	2,244	24,516	26,760	47,812	36,644	84,456	M
			20,022	8,336	28,359	43,178	11,920	55,097	2,126	25,868	27,994	45,303	37,788	83,091	A
			22,211	8,469	30,681	40,684	12,160	52,844	2,170	26,338	28,509	42,854	38,498	81,353	M
			21,613	8,313	29,926	38,165	12,127	50,292	2,401	26,882	29,283	40,566	39,009	79,576	J
			20,452	8,076	28,529	39,423	12,031	51,455	2,142	26,599	28,741	41,566	38,630	80,196	J
			20,914	7,913	28,828	39,010	11,453	50,463	2,132	26,394	28,526	41,142	37,848	78,989	A
			21,704	7,713	29,418	40,482	11,005	51,487	2,085	26,837	28,922	42,566	37,842	80,409	S
			20,454	7,653	28,107	37,354	10,899	48,253	2,305	26,316	28,622	39,660	37,215	76,875	O
B3621	B3622	B3620	B3663	B3664	B3662	B3608	B3609	B3607	B3605	B3606	B3604	B3601	B3602	B3600	
			10,652	15,133	25,786	44,738	33,297	78,035	4,099	7,686	11,785	48,837	40,983	89,820	1984
			10,292	16,866	27,158	46,768	39,798	86,566	5,402	8,168	13,570	52,170	47,967	100,136	1985
			8,568	15,682	24,250	48,832	41,625	90,457	3,318	8,554	11,871	52,150	50,178	102,328	1986
			8,759	17,750	26,510	50,013	37,321	87,334	2,898	8,842	11,741	52,912	46,163	99,075	1987
			8,613	13,996	22,609	43,872	32,857	76,728	2,625	8,401	11,027	46,497	41,258	87,755	1988
			9,579	13,997	23,576	39,477	31,580	71,057	2,738	8,396	11,134	42,216	39,976	82,191	1988 O
			8,289	14,554	22,843	42,163	33,469	75,632	2,548	6,872	9,420	44,711	40,341	85,052	N
			8,613	13,996	22,609	43,872	32,857	76,728	2,625	8,401	11,027	46,497	41,258	87,755	D
			11,690	13,884	25,575	42,185	31,725	73,910	2,780	8,383	11,163	44,965	40,109	85,074	1989 J
			11,994	15,054	27,048	45,490	32,663	78,153	2,394	8,307	10,701	47,884	40,971	88,854	F
			11,870	15,154	27,024	44,845	32,578	77,423	2,204	8,463	10,667	47,050	41,041	88,090	M
			12,147	15,486	27,634	44,464	32,594	77,058	2,162	7,823	9,984	46,626	40,417	87,043	A
			13,932	16,233	30,165	43,492	35,521	79,014	2,154	7,514	9,667	45,646	43,035	88,681	M
			13,912	16,486	30,398	41,597	34,201	75,798	2,345	8,157	10,502	43,943c	42,357	86,300	J
			13,187	16,748	29,935	39,654	34,589	74,243	2,255	8,362	10,617	41,909	42,952	84,860	J
			12,763	15,851	28,614	39,618	33,975	73,593	2,248	8,358	10,606	41,866	42,333	84,199	A
			13,041	15,307	28,348	41,095	33,057	74,152	2,142	9,532	11,674	43,237	42,589	85,825	S
			12,622	15,021	27,643	40,330	30,674	71,004	2,181	9,785	11,966	42,511	40,459	82,970	O
B3721	B3722	B3720	B3763	B3764	B3762	B3708	B3709	B3707	B3705	B3706	B3704	B3701	B3702	B3700	
			6,835	−9,835	−3,000	−380	−25,488	−25,868	66	21,208	21,274	−314	−4,280	−4,594	1984
			7,541	−11,648	−4,106	1,146	−27,806	−26,659	−35	24,834	24,799	1,111	−2,972	−1,861	1985
			13,785	−11,900	1,884	9,889	−31,933	−22,045	−49	22,968	22,918	9,839	−8,966	873	1986
			10,379	−11,394	−1,015	1,950	−25,364	−23,414	−125	18,915	18,791	1,825	−6,449	−4,624	1987
			5,964	−5,659	305	−3,524	−20,328	−23,852	8	17,304	17,312	−3,516	−3,024	−6,540	1988
			7,856	−5,592	2,264	−943	−19,249	−20,192	−150	17,714	17,564	−1,092	−1,535	−2,627	1988 O
			7,095	−6,257	838	−3,442	−21,171	−24,613	4	18,728	18,732	−3,438	−2,443	−5,881	N
			5,964	−5,659	305	−3,524	−20,328	−23,852	8	17,304	17,312	−3,516	−3,024	−6,540	D
			7,104	−5,711	1,393	−3,061	−19,798	−22,858	−3	17,493	17,490	−3,064	−2,305	−5,368	1989 J
			7,476	−6,677	798	−3,081	−20,668	−23,749	−160	17,852	17,692	−3,241	−2,816	−6,057	F
			8,405	−6,752	1,652	723	−20,450	−19,727	40	16,053	16,092	762	−4,397	−3,635	M
			7,875	−7,150	725	−1,287	−20,674	−21,961	−36	18,045	18,009	−1,323	−2,629	−3,952	A
			8,279	−7,764	516	−2,808	−23,361	−26,169	17	18,825	18,841	−2,792	−4,537	−7,328	M
			7,701	−8,173	−472	−3,432	−22,073	−25,506	−56	18,726	18,781	−3,376	−3,348	−6,724	J
			7,265	−8,671	−1,406	−231	−22,558	−22,789	−112	18,236	18,124	−343	−4,322	−4,665	J
			8,152	−7,937	214	−608	−22,522	−23,130	−116	18,037	17,920	−724	−4,486	−5,210	A
			8,663	−7,594	1,069	−614	−22,052	−22,665	−57	17,305	17,248	−671	−4,746	−5,417	S
			7,832	−7,367	465	−2,976	−19,776	−22,751	124	16,532	16,656	−2,851	−3,244	−6,095	O

Chartered banks: U.S. dollar assets and liabilities booked in Canada
Banques à charte : Avoirs et engagements en dollars américains comptabilisés au Canada

Millions of dollars En millions de dollars

Country of residence and type of bank customer (foreign banks include the foreign agencies and branches of Canadian chartered banks)
Ventilation selon le pays de résidence et le genre d'activité des clients (les agences et les succursales des banques à charte canadiennes à l'étranger sont considérées comme banques étrangères)

	End of period / En fin de période	United States / États-Unis			United Kingdom / Royaume-Uni			Other EEC countries / Autres pays de la CEE			Other OECD countries / Autres pays de l'OCDE			Other sterling area / Autres pays de la zone sterling		
		Banks / Banques	Other / Autres	Total / Total	Banks / Banques	Other / Autres	Total / Total	Banks / Banques	Other / Autres	Total / Total	Banks / Banques	Other / Autres	Total / Total	Banks / Banques	Other / Autres	Total / Total
		B3542	B3543	B3541	B3545	B3546	B3544	B3566	B3567	B3565	B3569	B3570	B3568	B3548	B3549	B3547
Assets / Avoirs	1984	14,305	852	15,156	6,045	57	6,102	2,810	593	3,403	308	776	1,084			
	1985	17,188	5,589	22,777	7,117	103	7,220	2,719	398	3,117	253	509	761			
	1986	23,909	4,835	28,744	5,606	267	5,873	2,492	389	2,882	507	272	779			
	1987	21,836	4,669	26,506	5,285	210	5,495	2,073	336	2,409	231	219	450			
	1988	17,982	3,506	21,488	3,104	151	3,255	1,040	258	1,298	248	115	362			
	1988 O	13,301	3,220	16,520	3,556	167	3,723	908	198	1,106	253	130	383			
	N	16,007	3,275	19,282	3,128	161	3,289	930	236	1,166	244	119	363			
	D	17,982	3,506	21,488	3,104	151	3,255	1,040	258	1,298	248	115	362			
	1989 J	13,482	3,115	16,597	2,729	131	2,860	1,058	232	1,290	219	113	332			
	F	15,751	2,941	18,692	2,687	148	2,835	1,247	258	1,504	189	102	291			
	M	17,441	3,041	20,482	3,577	170	3,747	1,153	251	1,404	232	104	336			
	A	16,456	2,960	19,416	2,953	108	3,061	741	249	990	209	106	314			
	M	11,801	2,971	14,773	2,747	144	2,891	912	244	1,156	192	110	302			
	J	9,694	3,134	12,828	3,033	143	3,176	1,050	262	1,312	269	103	372			
	J	11,541	3,392	14,933	3,310	103	3,413	1,222	178	1,400	397	97	494			
	A	11,521	2,864	14,385	3,051	145	3,196	874	232	1,105	350	90	440			
	S	12,970	2,660	15,629	2,661	121	2,782	737	191	928	263	85	348			
	O	11,413	2,571	13,984	2,542	127	2,669	701	250	951	258	89	346			
		B3642	B3643	B3641	B3645	B3646	B3644	B3666	B3667	B3665	B3669	B3670	B3668	B3648	B3649	B3647
Liabilities / Engagements	1984	17,935	15,483	33,418	9,158	584	9,742	1,865	677	2,542	2,241	1,136	3,377			
	1985	19,508	19,889	39,397	9,207	563	9,770	1,863	715	2,578	2,408	1,472	3,880			
	1986	23,712	21,607	45,319	8,481	1,127	9,608	1,309	729	2,038	2,594	1,251	3,845			
	1987	23,173	15,410	38,583	7,705	106	7,811	1,888	544	2,432	2,777	2,048	4,825			
	1988	19,756	15,064	34,819	7,048	126	7,174	1,665	515	2,180	2,465	1,803	4,269			
	1988 O	14,348	13,792	28,140	7,922	121	8,043	1,383	490	1,873	2,469	1,840	4,309			
	N	18,715	15,017	33,731	7,147	101	7,249	1,374	502	1,876	2,591	1,916	4,507			
	D	19,756	15,064	34,819	7,048	126	7,174	1,665	515	2,180	2,465	1,803	4,269			
	1989 J	15,780	14,003	29,783	6,573	102	6,676	1,623	514	2,137	2,540	1,773	4,313			
	F	18,118	13,426	31,544	6,833	108	6,941	2,055	604	2,659	2,284	1,711	3,995			
	M	17,549	13,331	30,880	7,336	121	7,457	1,689	567	2,256	2,584	1,696	4,280			
	A	17,840	13,256	31,096	7,035	125	7,160	1,507	607	2,115	2,795	1,646	4,440			
	M	13,609	15,049	28,658	7,352	257	7,609	1,476	717	2,192	2,812	1,837	4,649			
	J	12,262	13,611	25,874	7,807	231	8,038	1,247	704	1,951	2,756	1,836	4,592			
	J	11,605	14,064	25,669	7,305	111	7,416	1,290	604	1,894	2,735	1,776	4,512			
	A	13,126	14,055	27,180	6,294	139	6,433	1,234	610	1,844	2,556	2,009	4,565			
	S	13,365	13,585	26,951	6,620	118	6,738	1,612	699	2,312	2,531	1,941	4,472			
	O	12,130	11,617	23,746	7,066	239	7,305	1,929	596	2,525	2,730	1,889	4,619			
		B3742	B3743	B3741	B3745	B3746	B3744	B3766	B3767	B3765	B3769	B3770	B3768	B3748	B3749	B3747
Net assets / Avoirs nets	1984	−3,630	−14,631	−18,262	−3,113	−527	−3,640	945	−83	862	−1,933	−360	−2,293			
	1985	−2,320	−14,300	−16,620	−2,089	−460	−2,550	856	−318	539	−2,155	−963	−3,119			
	1986	197	−16,771	−16,574	−2,875	−860	−3,735	1,183	−339	844	−2,087	−979	−3,067			
	1987	−1,336	−10,741	−12,077	−2,419	104	−2,316	186	−208	−22	−2,546	−1,829	−4,375			
	1988	−1,773	−11,558	−13,331	−3,944	26	−3,918	−626	−257	−882	−2,218	−1,689	−3,906			
	1988 O	−1,047	−10,572	−11,620	−4,366	46	−4,320	−475	−292	−768	−2,216	−1,709	−3,925			
	N	−2,714	−11,742	−14,450	−4,019	60	−3,959	−444	−266	−710	−2,346	−1,797	−4,144			
	D	−1,773	−11,558	−13,331	−3,944	26	−3,918	−626	−257	−882	−2,218	−1,689	−3,906			
	1989 J	−2,297	−10,889	−13,186	−3,845	29	−3,816	−565	−282	−847	−2,320	−1,660	−3,981			
	F	−2,367	−10,485	−12,852	−4,146	41	−4,105	−808	−346	−1,155	−2,095	−1,609	−3,704			
	M	−108	−10,290	−10,399	−3,758	48	−3,710	−536	−316	−852	−2,352	−1,592	−3,944			
	A	−1,384	−10,296	−11,680	−4,082	−17	−4,099	−766	−358	−1,124	−2,586	−1,540	−4,126			
	M	−1,808	−12,078	−13,885	−4,605	−113	−4,718	−564	−473	−1,036	−2,620	−1,727	−4,347			
	J	−2,569	−10,478	−13,046	−4,774	−88	−4,862	−197	−442	−639	−2,487	−1,733	−4,220			
	J	−65	−10,672	−10,737	−3,995	−8	−4,003	−69	−426	−495	−2,339	−1,679	−4,017			
	A	−1,605	−11,190	−12,795	−3,243	6	−3,237	−360	−378	−739	−2,206	−1,919	−4,125			
	S	−396	−10,926	−11,322	−3,959	2	−3,957	−876	−508	−1,384	−2,269	−1,856	−4,124			
	O	−716	−9,046	−9,762	−4,524	−111	−4,635	−1,228	−346	−1,574	−2,472	−1,801	−4,273			

Continental Europe **Europe continentale**			All other countries **Tous autres pays**			Total non-resident **Total (Non-résidents)**			Canada **Canada**			Total resident and non-resident **Total (Résidents et non-résidents)**			End of period **En fin de période**
Banks **Banques**	Other **Autres**	Total **Total**	Banks **Banques**	Other **Autres**	Total **Total**	Banks **Banques**	Other **Autres**	Total **Total**	Banks **Banques**	Other **Autres**	Total **Total**	Banks **Banques**	Other **Autres**	Total **Total**	
B3551	B3552	B3550	B3572	B3573	B3571	B3538	B3539	B3537	B3535	B3536	B3534	B3531	B3532	B3530	
			16,694	4,771	21,465	40,162	7,049	47,211	3,883	28,379	32,262	44,044	35,428	79,473	1984
			17,052	4,543	21,595	44,328	11,141	55,469	5,227	32,215	37,441	49,555	43,356	92,911	1985
			21,319	3,390	24,709	53,833	9,154	62,987	3,052	30,289	33,341	56,885	39,443	96,328	1986
			18,470	5,830	24,299	47,896	11,264	59,160	2,532	26,465	28,998	50,428	37,730	88,158	1987
			13,531	7,949	21,480	35,904	11,979	47,884	2,402	24,332	26,734	38,306	36,311	74,617	1988
			16,381	8,000	24,381	34,399	11,714	46,113	2,394	24,838	27,232	36,793	36,553	73,345	1988 O
			14,325	7,896	22,221	34,634	11,687	46,321	2,336	24,379	26,715	36,971	36,066	73,036	N
			13,531	7,949	21,480	35,904	11,979	47,884	2,402	24,332	26,734	38,306	36,311	74,617	D
			17,685	7,837	25,522	35,173	11,428	46,601	2,580	24,615	27,195	37,753	36,043	73,796	1989 J
			18,438	8,007	26,445	38,312	11,456	49,768	2,071	24,924	26,995	40,383	36,380	76,763	F
			19,151	8,035	27,185	41,554	11,600	53,154	2,085	23,390	25,475	43,639	34,989	78,628	M
			18,940	7,996	26,936	39,299	11,419	50,718	1,983	24,361	26,344	41,282	35,780	77,062	A
			21,105	8,116	29,221	36,758	11,586	48,343	2,018	25,052	27,070	38,775	36,638	75,413	M
			20,777	7,950	28,727	34,822	10,592	46,414	2,239	25,607	27,846	37,061	37,199	74,260	J
			19,549	7,673	27,222	36,018	11,444	47,462	1,949	25,225	27,174	37,967	36,669	74,635	J
			20,079	7,539	27,618	35,874	10,870	46,744	1,971	24,824	26,795	37,845	35,694	73,539	A
			20,649	7,354	28,003	37,279	10,411	47,690	1,903	25,151	27,054	39,182	35,562	74,744	S
			19,571	7,274	26,845	34,485	10,311	44,796	2,188	24,650	26,838	36,673	34,960	71,633	O
B3651	B3652	B3650	B3672	B3673	B3671	B3638	B3639	B3637	B3635	B3636	B3634	B3631	B3632	B3630	
			10,124	14,658	24,782	41,323	32,538	73,861	3,822	7,570	11,392	45,145	40,108	85,253	1984
			9,894	16,148	26,043	42,879	38,788	81,667	5,261	7,961	13,222	48,140	46,748	94,889	1985
			8,143	15,344	23,487	44,239	40,057	84,296	3,099	8,270	11,370	47,338	48,328	95,666	1986
			7,977	16,884	24,861	43,520	34,992	78,512	2,675	8,458	11,133	46,195	43,450	89,644	1987
			7,815	13,445	21,260	38,749	30,952	69,702	2,410	8,017	10,427	41,160	38,969	80,129	1988
			8,953	13,373	22,326	35,076	29,615	64,691	2,551	8,161	10,712	37,627	37,776	75,403	1988 O
			7,518	14,002	21,521	37,344	31,540	68,884	2,356	6,619	8,975	39,700	38,159	77,858	N
			7,815	13,445	21,260	38,749	30,952	69,702	2,410	8,017	10,427	41,160	38,969	80,129	D
			10,925	13,248	24,173	37,441	29,640	67,082	2,595	8,115	10,711	40,036	37,756	77,792	1989 J
			11,087	14,381	25,468	40,378	30,230	70,607	2,229	7,945	10,174	42,606	38,174	80,781	F
			11,041	14,477	25,518	40,198	30,192	70,391	2,049	8,207	10,257	42,248	38,400	80,648	M
			11,202	14,784	25,987	40,379	30,418	70,798	2,028	7,542	9,569	42,407	37,960	80,367	A
			12,438	15,438	27,876	37,686	33,299	70,985	2,016	7,202	9,218	39,702	40,501	80,203	M
			13,082	15,728	28,810	37,154	32,111	69,265	2,178	7,815	9,993	39,332	39,926	79,258	J
			12,385	15,922	28,307	35,321	32,477	67,798	2,004	8,037	10,041	37,325	40,514	77,839	J
			12,104	14,968	27,071	35,313	31,780	67,093	2,073	8,045	10,118	37,386	39,826	77,211	A
			12,285	14,394	26,679	36,414	30,738	67,152	1,957	9,162	11,119	38,371	39,900	78,271	S
			11,869	14,169	26,038	35,724	28,510	64,233	2,020	9,383	11,404	37,744	37,893	75,637	O
B3751	B3752	B3750	B3772	B3773	B3771	B3738	B3739	B3737	B3735	B3736	B3734	B3731	B3732	B3730	
			6,570	−9,887	−3,317	−1,161	−25,489	−26,650	61	20,809	20,870	−1,100	−4,680	−5,780	1984
			7,157	−11,605	−4,447	1,449	−27,646	−26,197	−35	24,254	24,219	1,414	−3,392	−1,978	1985
			13,176	−11,954	1,223	9,594	−30,903	−21,309	−47	22,019	21,972	9,547	−8,884	662	1986
			10,492	−11,054	−561	4,376	−23,727	−19,351	−143	18,008	17,865	4,233	−5,720	−1,487	1987
			5,716	−5,496	220	−2,845	−18,973	−21,818	−8	16,315	16,307	−2,853	−2,658	−5,511	1988
			7,428	−5,373	2,055	−677	−17,901	−18,578	−157	16,678	16,520	−834	−1,223	−2,058	1988 O
			6,807	−6,107	700	−2,710	−19,853	−22,563	−19	17,760	17,740	−2,729	−2,093	−4,822	N
			5,716	−5,496	220	−2,845	−18,973	−22,818	−8	16,315	16,307	−2,853	−2,658	−5,511	D
			6,760	−5,411	1,349	−2,268	−18,213	−20,481	−15	16,500	16,485	−2,283	−1,713	−3,996	1989 J
			7,351	−6,374	977	−2,066	−18,773	−20,839	−157	16,979	16,821	−2,223	−1,794	−4,018	F
			8,110	−6,442	1,668	1,355	−18,593	−17,237	36	15,182	15,218	1,391	−3,410	−2,019	M
			7,738	−6,788	949	−1,080	−19,000	−20,080	−45	16,820	16,775	−1,125	−2,180	−3,305	A
			8,667	−7,322	1,345	−929	−21,713	−22,642	2	17,850	17,852	−927	−3,863	−4,790	M
			7,694	−7,777	−83	−2,332	−20,519	−22,851	61	17,792	17,853	−2,271	−2,727	−4,998	J
			7,164	−8,248	−1,085	697	−21,033	−20,336	−55	17,188	17,133	641	−3,845	−3,204	J
			7,976	−7,420	547	561	−20,911	−20,349	−102	16,779	16,677	459	−4,132	−3,672	A
			8,363	−7,040	1,324	864	−20,327	−19,463	−54	15,990	15,936	810	−4,337	−3,527	S
			7,702	−6,895	807	−1,239	−18,199	−19,438	167	15,266	15,434	−1,071	−2,933	−4,004	O

D1 Trust and mortgage loan companies excluding bank mortgage subsidiaries: Estimated assets and liabilities

Sociétés de fiducie ou de prêt hypothécaire (non compris les filiales hypothécaires des banques à charte) : Actif et passif (estimations)

Millions of dollars **En millions de dollars**

End of period **En fin de période**	Assets **Actif**																	
	Cash and demand deposits **Encaisse et dépôts à vue**	Term and notice deposits **Dépôts à terme ou à préavis**		Short-term paper and bankers' acceptances **Papier à court terme et acceptations bancaires**	Government of Canada treasury bills and short-term notes **Bons du Trésor du gouvernement canadien**	Provincial and municipal treasury bills **Bons du Trésor et effets à court terme des provinces et des municipalités**	Canadian bonds **Obligations canadiennes**			Mortgage loans and sales agreements **Prêts hypothécaires et contrats de vente**		Personal loans **Prêts personnels**	Business loans **Prêts commerciaux**		Canadian preferred and common shares **Actions canadiennes privilégiées ou ordinaires**	Leasing contracts **Contrats de crédit-bail**	Other assets **Autres éléments de l'actif**	Total assets **Ensemble de l'actif**
		Chartered banks **Banques à charte**	Other **Autres**				Government of Canada direct and guaranteed **Émises ou garanties par le gouvernement canadien**	Provincial and municipal **Émises par les provinces et les municipalités**	Corporate **Émises par les sociétés**	Total **Total**	Of which: Residential **Dont : Secteur résidentiel**		Collateral **Prêts sur nantissement**	Other **Autres**				
	B1703	B1705	B1706	B1707	B1708	B1709	B1712	B1713	B1714	B1715	B1722	B1716	B1724	B1721	B1717	B1718	B1749/19	B1700
1978	395	1,470	411	490	141	11	774	584	601	25,318	21,702	643	47		1,382		17	
1979	393	1,497	195	836	43	15	1,059	603	933	29,575	25,152	963	68		1,734		16	
1980	510	1,292	236	1,216	486	139	1,310	1,022	1,498	32,205	27,006	1,484	83		2,060		13	
1981	673	2,123	250	1,730	273	255	1,240	1,040	2,327	32,989	27,413	1,766	24		2,323		21	
1982	738	1,875	573	2,900	969	627	1,071	1,234	2,796	33,355	27,806	1,920	25		2,226		17	
1983	406	1,195	397	3,095	1,952	1,104	1,234	1,446	3,107	36,186	30,061	2,232	149		2,715		8	
1984	766	1,281	867	2,727	1,848	816	1,277	1,837	1,691	38,754	32,283	2,492	3,559	720	3,925	733	4,085	67,377
1985	1,016	945	1,143	2,473	2,182	1,034	1,096	1,522	1,627	43,116	35,878	3,456	3,945	633	4,381	986	4,559	74,114
1986	1,391	1,108	904	2,136	3,356	725	1,658	1,445	2,390	50,072	41,937	4,634	4,100	360	5,011	879	4,637	84,805
1987	1,736	1,103	837	1,752	1,735	617	2,004	1,357	2,519	59,128	49,141	5,570	4,533	266	5,459	1,169	4,656	94,441
1988	1,858	1,355	576	3,592	3,207	827	1,374	1,325	2,951	69,145	57,764	7,113	4,274	264	5,301	1,624	5,525	110,312
1986 O	1,231	1,020	508	2,605	3,199	358	1,820	1,485	2,131	48,666	40,219	4,431	4,055	334	4,847	881	4,906	82,480
N	969	952	777	2,326	3,387	619	1,801	1,465	2,218	49,116	40,598	4,576	4,116	336	4,803	872	5,000	83,333
D	1,391	1,108	904	2,136	3,356	725	1,658	1,445	2,390	50,072	41,937	4,634	4,100	360	5,011	879	4,637	84,805
1987 J	1,597	733	610	2,151	3,807	539	1,946	1,407	2,169	50,272	41,920	4,703	3,901	405	4,909	862	4,293	84,305
F	1,435	843	580	1,868	4,152	448	2,089	1,428	1,906	50,814	42,303	4,853	4,397	398	4,747	846	5,061	85,862
M	1,351	856	570	1,616	4,374	537	2,151	1,476	2,037	51,342	42,693	5,057	4,530	461	4,567	829	5,354	87,107
A	1,167	619	581	2,097	3,967	356	2,203	1,515	2,081	52,550	43,572	5,132	4,031	386	4,809	860	5,147	87,500
M	1,579	986	664	1,824	3,642	337	2,231	1,497	2,244	53,479	44,489	5,283	4,429	301	4,929	864	4,586	88,877
J	1,546	1,025	697	1,818	3,340	543	2,216	1,499	2,291	54,752	45,738	5,340	4,287	296	5,221	942	4,757	90,570
J	1,744	719	685	1,900	3,104	282	2,253	1,465	2,344	55,593	46,360	5,340	4,512	275	5,309	982	4,411	90,917
A	1,567	640	797	2,071	3,111	349	2,242	1,455	2,327	56,358	47,041	5,349	4,176	243	5,314	945	4,485	91,427
S	1,623	787	856	2,280	2,865	499	2,163	1,311	2,327	56,828	47,442	5,406	4,349	228	5,417	964	4,584	92,488
O	1,433	766	719	2,306	2,649	619	2,247	1,269	2,399	57,606	48,074	5,683	4,590	249	5,563	985	4,551	93,634
N	1,434	729	722	2,050	2,052	616	2,140	1,347	2,474	58,307	48,619	5,695	4,292	249	5,471	1,087	4,599	93,263
D	1,736	1,103	837	1,752	1,735	617	2,004	1,357	2,519	59,128	49,141	5,570	4,533	266	5,459	1,169	4,656	94,441
1988 J	1,622	666	574	2,039	2,019	428	2,178	1,359	2,776	59,351	49,482	5,649	4,196	292	5,410	1,182	4,724	94,466
F	1,816	584	832	1,965	2,317	414	2,094	1,416	2,961	59,723	49,824	5,954	4,506	245	5,322	1,190	5,233	96,570
M	1,925	1,043	575	2,252	2,318	888	1,897	1,449	3,014	60,071	50,327	6,026	4,134	242	5,331	1,278	5,399	97,843
A	1,564	672	365	2,514	2,190	473	1,876	1,460	2,834	61,034	51,001	6,364	4,145	239	5,260	1,349	5,452	97,789
M	1,623	979	462	3,273	2,185	401	1,914	1,441	2,789	61,862	51,907	6,423	4,987	241	5,283	1,418	5,226	100,506
J	1,444	1,178	484	3,113	2,654	594	1,885	1,445	2,793	63,197	52,774	6,504	4,460	252	5,318	1,473	5,701	102,494
J	946	1,050	434	3,422	2,554	410	1,784	1,461	2,786	64,341	53,779	6,565	4,893	249	5,307	1,499	5,679	103,380
A	1,610	1,089	416	3,402	2,429	358	1,688	1,465	2,758	65,606	54,774	6,639	4,265	262	5,334	1,537	5,486	104,344
S	1,825	1,188	536	3,264	2,548	545	1,756	1,430	2,820	66,536	55,543	6,778	4,198	243	5,327	1,595	5,500	106,090
O	2,080	1,361	581	3,264	2,866	505	1,549	1,379	2,861	67,207	56,131	6,877	4,984	240	5,330	1,646	5,322	108,050
N	2,287	870	640	3,969	2,827	559	1,422	1,374	2,932	68,135	56,915	6,945	3,992	246	5,197	1,668	5,637	108,701
D	1,858	1,355	576	3,592	3,207	827	1,374	1,325	2,951	69,145	57,764	7,113	4,274	264	5,301	1,624	5,525	110,312
1989 J	2,051	798	450	4,295	2,550	465	1,681	1,328	2,953	70,323	58,961	7,136	4,469	266	5,482	1,550	5,040	110,837
F	2,444	789	359	5,306	2,861	343	1,641	1,308	2,828	71,254	59,730	7,210	4,804	285	5,435	1,657	4,784	113,310
M	3,349	1,074	379	6,106	2,823	241	1,288	1,112	2,860	72,105	60,484	7,318	4,650	304	5,556	1,689	4,099	114,954
A	2,912R	742R	260R	6,507R	3,199R	266R	1,281	1,021R	2,749	73,134R	61,416R	7,537R	4,633R	322R	5,745R	1,689R	4,145R	116,141R
M	2,131R	918R	268R	6,019R	3,883R	395R	1,457	945R	2,652	74,269R	62,330R	7,610R	4,777R	315R	5,882R	1,696R	4,543R	117,759R
J	3,417R	1,172R	275R	4,370R	4,647R	568R	1,389	901R	2,374	75,302R	63,216R	7,631R	4,402R	356R	5,910R	1,684R	4,759R	119,159R
J	3,536R	487R	291R	4,746R	4,693R	303R	1,121R	897R	2,358R	76,658R	64,347R	7,777R	4,080R	353R	5,857R	1,722R	4,221R	119,601R
A	3,580R	378R	1,457R	5,255R	4,525R	317R	1,227R	882R	2,452R	77,524R	65,023R	7,947R	4,526R	373R	5,963R	1,711R	3,638R	121,756R
S	2,413R	966R	2,095R	4,997R	4,339R	533R	1,461R	774R	2,385R	78,353R	65,805R	8,083R	3,953R	496R	6,015R	1,800R	3,353R	122,015R
O	2,100R	626R	2,036R	5,629R	4,594R	557R	1,464R	769R	2,465R	79,373R	66,677R	8,176R	4,236R	508R	5,896R	1,765R	3,312R	123,506R

Memo: Total major assets **Pour mémoire : Ensemble des principaux avoirs**	Liabilities **Passif**																	
	Savings deposits **Dépôts d'épargne**				Term deposits, guaranteed investment certificates and debentures **Dépôts à terme, certificats de placement garantis et débentures**			Total deposits **Ensemble des dépôts**		Bank loans **Emprunts bancaires**	Debentures issued under Trust Indenture **Débentures émises en vertu d'un contrat de fiducie**	Promissory notes **Billets à ordre**		Total major liabilities **Ensemble des principaux engagements**	Other liabilities **Autres éléments du passif**	Share-holders' equity **Avoir propre des action-naires**	Total liabilities **Ensemble du passif**	End of period **En fin de période**
	Chequable **Transférables par chèques**		Non-chequable **Non transférables par chèques**									Less than 1 year **Moins de 1 an**	Other **Autres**					
	Total **Total**	Of which: Daily interest **Dont : À intérêt quotidien**	Total **Total**	Of which: Daily interest **Dont : À intérêt quotidien**	Less than 1 year **Moins de 1 an**	1 year and over **1 an ou plus**	Total **Total**		Of which: Tax exempt **Dont : Exempts d'impôts**									
B1701	B1729	B1741	B1730	B1742	B1732	B1733	B1731	B1727	B1743	B1734	B1735	B1737	B1738	B1726	B1739	B1740	B1725	
32,284	1,044		4,870		2,679	20,742	23,420	29,335		148	445	92	388	30,408				1978
37,930	1,021		6,073		3,989	23,574	27,563	34,657		93	455	116	373	35,693				1979
43,554	1,561		7,184		4,462	26,793	31,255	40,001		126	377	137	395	41,035				1980
47,033	1,858		7,592		6,944	28,289	35,233	44,683		167	203	124	197	45,373				1981
50,326	2,465		8,824		6,449	30,411	36,860	48,148		93	159	166	35	48,603				1982
55,228	3,663		8,528		6,518	34,408	40,926	53,118		212	145	148	768	54,392				1983
60,571	5,218	3,887	7,705	1,229	7,472	37,549	44,931	57,854	14,022	1,652	32	77	1,741	61,356	2,463	3,559	67,377	1984
66,505	7,765	5,815	7,084	1,308	7,390	41,760	49,150	63,999	15,686	2 762	52	81	2,397	69,290	997	3,827	74,114	1985
75,243	8,479	6,465	10,605	4,533	6,523	48,701	55,224	74,308	17,555	1,302	47	143	2,017	77,816	3,024	3,965	84,805	1986
84,327	8,848	6,586	10,869	4,791	7,600	55,538	63,138	82,855	19,856	233	14	12	1,812	84,926	4,855	4,660	94,441	1987
99,130	9,222	7,665	14,143	7,275	9,981	64,010	73,991	97,356	22,876	416	3	48	1,292	99,114	5,554	5,644	110,312	1988
72,695	8,258	6,363	10,484	4,449	6,331	47,057	53,388	72,130	17,409	2,678	47	151	2,168	77,174	1,756	3,779	82,709	1986 O
73,480	8,190	6,341	10,326	4,451	6,218	48,411	54,629	73,145	17,489	1,866	47	115	2,066	77,239	2,861	3,943	84,043	N
75,243	8,479	6,465	10,605	4,533	6,523	48,701	55,224	74,308	17,555	1,302	47	143	2,017	77,816	3,024	3,965	84,805	D
75,029	8,602	6,317	10,386	4,615	6,400	48,992	55,392	74,380	17,960	1,157	40	30	1,901	77,507	2,606	4,101	84,214	1987 J
75,776	8,554	6,328	10,539	4,600	7,319	49,198	56,517	75,610	18,630	1,154	40	33	1,891	78,727	3,033	4,083	85,843	F
76,696	8,850	6,437	10,565	4,442	7,376	50,011	57,387	76,802	18,953	1,247	39	28	1,962	80,078	2,998	4,030	87,107	M
77,271	9,034	6,670	10,657	4,536	6,998	50,288	57,286	76,978	19,134	1,025	30	38	1,909	79,980	3,413	4,196	87,589	A
79,259	8,790	6,770	10,871	4,719	7,909	50,476	58,385	78,045	19,240	767	21	61	1,872	80,766	3,588	4,359	88,713	M
80,599	9,126	7,005	11,017	4,737	8,221	51,165	59,386	79,529	19,361	779	11	26	1,805	82,151	3,919	4,500	90,570	J
81,317	8,978	6,907	11,105	4,856	7,875	51,765	59,640	79,723	19,351	496	11	13	1,794	82,038	4,705	4,672	91,415	J
81,783	8,981	6,930	11,268	4,998	7,650	52,114	59,764	80,013	19,379	430	11	17	1,778	82,250	4,519	4,739	91,508	A
82,668	8,965	6,805	11,350	5,133	8,058	52,431	60,488	80,803	19,367	324	11	16	1,750	82,904	4,745	4,839	92,488	S
83,748	9,180	6,902	11,487	5,099	7,464	53,652	61,116	81,783	19,608	355	12	14	1,682	83,846	5,120	4,838	93,804	O
83,348	8,701	6,491	10,523	4,655	8,210	54,347	62,557	81,781	19,715	233	13	11	1,713	83,752	4,520	4,836	93,108	N
84,327	8,848	6,586	10,869	4,791	7,600	55,538	63,138	82,855	19,856	233	14	12	1,812	84,926	4,855	4,660	94,441	D
84,530	8,381	6,401	10,857	4,874	7,712	55,589	63,301	82,539	20,000	626	12	20	1,752	84,949	5,020	4,761	94,729	1988 J
86,157	8,191	6,340	11,843	5,045	8,045	56,786	64,831	84,865	21,370	632	10	32	1,613	87,151	5,060	4,858	97,069	F
87,110	8,192	6,434	11,528	5,441	7,965	57,794	65,759	85,480	21,395	797	8	44	1,456	87,784	5,050	5,008	97,843	M
86,791	8,247	6,512	11,526	5,250	7,662	57,959	65,621	85,394	21,538	710	8	47	1,505	87,663	5,176	5,079	97,918	A
89,626	8,384	6,740	12,244	5,940	8,539	58,521	67,060	87,688	21,746	585	8	45	1,537	89,863	5,699	5,112	100,674	M
91,054	8,713	7,035	13,202	6,422	7,690	59,532	67,222	89,137	21,908	611	8	53	1,742	91,551	5,819	5,124	102,494	J
92,133	8,683	6,987	13,139	6,392	8,405	60,022	68,427	90,249	22,010	578	8	51	1,609	92,495	5,697	5,198	103,390	J
93,379	8,755	7,162	13,362	6,569	8,611	60,360	68,971	91,088	22,165	648	8	49	1,723	93,515	5,572	5,222	104,308	A
95,171	8,985	7,375	13,736	6,821	8,879	61,576	70,455	93,176	22,238	483	8	45	1,767	95,479	5,314	5,297	106,090	S
97,183	9,173	7,567	13,794	6,996	9,187	62,352	71,539	94,506	22,369	603	6	53	1,663	96,831	5,631	5,417	107,879	O
97,514	9,082	7,591	14,082	7,308	8,511	63,853	72,364	95,528	22,629	880	4	133	1,346	97,891	5,489	5,539	108,918	N
99,130	9,222	7,665	14,143	7,275	9,981	64,010	73,991	97,356	22,876	416	3	48	1,292	99,114	5,554	5,644	110,312	D
100,180	8,935	7,393	14,270	7,385	9,594	64,640	74,234	97,439	23,260	403	4	96	1,187	99,129	5,805	5,902	110,837	1989 J
102,690	9,014	7,350	15,030	7,390	9,981	66,049	76,029	100,073	24,173	357	6	9	1,206	101,652	5,649	6,009	113,310	F
104,968	9,890	8,317	13,702	7,131	10,324	67,579	77,903	101,495	25,422	638	8	35	1,274	103,450	5,402	6,102	114,954	M
106,108R	9,889R	8,241	13,626R	7,120	10,579R	68,367R	78,947R	102,462R	25,669R	593R	8	35	1,355	104,453R	5,746R	6,175R	116,374R	A
107,408R	9,742R	8,155	13,723R	7,078	11,505R	69,592R	81,096R	104,562R	25,833R	643R	8	46	1,616	106,874R	5,535R	6,274R	118,683R	M
108,532R	10,266R	8,582	14,352R	7,511	10,904R	69,917R	80,821R	105,439R	26,024R	387R	8	31	1,202	107,066R	5,767R	6,326R	119,159R	J
109,480R	9,970R	8,639	14,453R	7,671	10,447R	70,639R	81,087R	105,509R	26,188R	638R	8	30R	1,113R	107,297R	5,803R	6,427R	119,526R	J
112,381R	10,121R	8,730	14,606R	7,909	11,341R	71,302R	82,643R	107,370R	26,359R	264R	0R	36R	1,357R	109,027R	5,923R	6,539R	121,489R	A
112,748R	10,069R	8,768	14,491R	7,947	11,164R	71,505R	82,670R	107,230R	26,504R	307R	0R	32R	1,453R	109,022R	6,348R	6,645R	122,016R	S
114,146R	10,347R	8,922	14,963R	8,519	11,564R	71,912R	83,476R	108,786R	26,640R	288R	0R	30R	1,597R	110,702R	6,438R	6,605R	123,744R	O

Mortgage loan companies associated with chartered banks: Estimated assets and liabilities
Sociétés de prêt hypothécaire liées aux banques à charte : Actif et passif (estimations)

Millions of dollars **En millions de dollars**

End of period **En fin de période**	Assets **Actif**															
	Cash and demand deposits **Encaisse et dépôts à vue**	Term and notice deposits **Dépôts à terme ou à préavis**		Short-term paper and bankers' acceptances **Papier à court terme et acceptations bancaires**	Government of Canada treasury bills **Bons du Trésor du gouvernement canadien**	Provincial and municipal treasury bills and short-term notes **Bons du Trésor et effets à court terme des provinces et des municipalités**	Canadian bonds **Obligations canadiennes**			Mortgage loans and sales agreements **Prêts hypothécaires et contrats de vente**		Personal loans **Prêts personnels**	Business loans **Prêts commerciaux**		Other assets **Autres éléments de l'actif**	Total assets **Ensemble de l'actif**
		Chartered banks **Banques à charte**	Other **Autres**				Government of Canada direct and guaranteed **Émises ou garanties par le gouvernement canadien**	Provincial and municipal **Émises par les provinces et les municipalités**	Corporate **Émises par les sociétés**	Total **Total**	Of which: residential **Dont : Secteur résidentiel**		Collateral **Prêts sur nantissement**	Other **Autres**		
	B1903	B1905	B1906	B1910	B1907	B1909	B1913	B1914	B1915	B1916	B1921	B1917	B1923	B1920	B1918/B1949	B1924
1978	5	49		19	5	6			7	3,642	3,505					
1979		56		15					86	5,069	4,870					
1980	37	232		61	78		6		143	7,922	7,523	3	3		9	
1981	84	191		1	9				299	12,790	12,130	3			8	
1982	73	137	153	86	169		67	5	777	19,175	18,461	45	5			
1983	58	300		5	646		168	114	1,871	27,291	25,960	9	1			
1984	130	359	42		1,160	2	171	114	1,609	30,752	29,479	1,115	400	10	479	36,342
1985	148	467	3	119	1,041		467	11	1,130	36,666	35,201	1,842	347	37	572	42,851
1986	204	227		15	1,620		809	4	773	44,945	41,907	1,859	968	25	891	52,339
1987	91	719		86	2,970	281	566	124	364	61,061	56,748	4,069	1,789	15	843	72,978
1988	314	1,397		711	3,708	815	270	123	316	74,536	69,501	3,896	1,950	25	1,051	89,113
1986 O	135	215		575	1,617		645	4	836	43,888	40,913	1,884	897	38	558	51,290
N	69	184		81	1,519		680	4	829	44,741	41,724	1,753	931	27	719	51,539
D	204	227		15	1,620		809	4	773	44,945	41,907	1,859	968	25	891	52,339
1987 J	43	212		14	1,964		436	4	469	45,274	42,180	1,750	1,117	21	1,251	52,555
F	27	285		20	2,279		514	4	434	46,189	43,093	1,838	1,151	23	941	53,706
M	50	251		51	2,162		514	28	517	46,339	43,248	1,837	1,171	23	788	53,733
A	70	245		22	2,446	10	489	65	487	46,792	43,662	1,748	1,199	20	723	54,317
M	91	598		50	3,117	10	560	65	465	47,648	44,398	2,717	1,218	19	763	57,322
J	166	665		32	2,469		664	60	383	50,657	47,239	2,687	1,236	29	784	59,832
J	182	703		485	2,909	10	581	60	372	51,022	47,543	1,877	1,260	30	789	60,279
A	85	487		140	2,976	63	600	60	371	52,792	49,167	2,840	1,255	28	721	62,417
S	297	417		59	3,216	184	630	113	368	56,881	52,761	3,606	2,012	22	763	68,569
O	100	536		10	3,439	295	596	125	369	58,957	54,727	3,685	1,886	19	749	70,767
N	41	643		13	2,977	305	576	125	367	59,319	55,050	3,724	1,800	17	819	70,724
D	91	719		86	2,970	281	566	124	364	61,061	56,748	4,069	1,789	15	843	72,978
1988 J	124	754		177	3,141	269	567	112	364	62,722	58,269	4,058	1,780	14	780	74,862
F	77	737		141	3,509	198	480	154	360	63,474	58,924	4,335	1,907	19	980	76,371
M	71	839		225	3,798	270	450	190	358	64,010	59,552	4,338	1,881	19	863	77,311
A	138	902		191	3,926	216	446	232	356	64,990	60,489	4,357	1,881	17	831	78,484
M	136	836		108	3,935	287	456	145	340	66,897	62,213	4,563	2,186	18	960	80,866
J	142	835		102	4,223	270	456	115	339	67,576	62,813	4,239	2,128	33	1,064	81,523
J	169	895		356	4,048	608	405	116	343	69,059	64,228	4,157	2,093	37	1,093	83,379
A	252	971		659	4,047	935	405	141	352	70,542	65,657	4,063	1,957	30	1,068	85,423
S	227	1,050		705	3,494	1,091	474	133	341	71,434	66,508	4,178	1,945	26	1,130	86,229
O	182	1,227		805	3,710	662	452	131	331	72,473	67,526	4,094	1,998	36	1,018	87,119
N	124	1,235		899	3,767	702	293	131	323	73,453	68,414	3,997	2,045	32	1,012	88,013
D	314	1,397		711	3,708	815	270	123	316	74,536	69,501	3,896	1,950	25	1,051	89,113
1989 J	108	1,563	25	1,137	3,527	1,045	270	122	309	75,694	70,647	3,960	2,132	24	995	90,912
F	120	2,324	25	1,165	3,832	832	267	121	304	77,083	72,020	3,969	2,267	32	1,035	93,377
M	290	1,471	1	1,236	4,599	584	237	120	273	78,681	73,475	4,458	2,299	46	1,054	95,350
A	143	1,439	10	1,476	3,907	515	232	120	220	79,452	74,280	5,906	2,392	44	1,177	97,033
M	96	1,509	11	1,891	4,205	669	222	187	213	80,963	75,690	5,956	2,370	54	1,281	99,627
J	150	1,504	14	1,383	3,667	889	183	197	243	82,275	76,925	6,111	2,326	75	1,323	100,341
J	72	1,743	15	1,007	4,428	810	183	198	310	83,221	77,859	6,309	2,576	74	1,185	102,131
A	72	1,671	16	1,045	4,749	880	217	190	308	84,670	79,177	6,401	2,461	68	1,201	103,947
S	109	1,685	15	557	3,656	942	217	171	304	85,893	80,411	6,497	2,441	77	3,122	105,686
O	83	1,641	17	548	3,633	678	217	155	309	87,220	81,705	6,525	2,431	126	2,971	106,553

Memo: total major assets Pour mémoire : ensemble des principaux avoirs	Liabilities Passif: Term deposits, guaranteed investment certificates and debentures Dépôts à terme, certificats de placement garantis et débentures: Less than 1 year Moins de 1 an	1 year and over 1 an ou plus	Total Total	Total deposits Ensemble des dépôts	Bank loans Emprunts bancaires	Debentures issued under Trust Indenture Débentures émises en vertu d'un contrat de fiducie	Promissory notes Billets à ordre: Less than 1 year Moins de 1 an	Other Autres	Total major liabilities Ensemble des principaux engagements	Other liabilities Autres éléments du passif	Share-holders' equity Avoir propre des action-naires	Total liabilities Ensemble du passif	End of period En fin de période
B1901	B1928	B1929	B1927	B1926	B1933	B1934	B1936	B1937	B1925	B1938	B1939	B1924	
3,734	20	2,325	2,345	2,345	24	522	263	325	3,479				1978
5,226	19	2,897	2,916	2,916	239	712	235	953	5,054				1979
8,493	168	5,046	5,214	5,214	89	805	199	1,580	7,888				1980
13,385	713	7,798	8,511	8,511	753	951	520	1,737	12,472				1981
20,700	653	11,385	12,038	12,038	1,630	814	3,040	1,552	19,075				1982
30,471	808	16,209	17,016	17,016	4,144	770	3,945	1,624	27,500				1983
35,454	2,435	20,107	22,541	22,541		604	3,824	1,229	28,198	6,554	1,589	36,342	1984
41,895	3,124	22,224	25,348	25,348		386	2,734	1,615	30,084	10,905	1,862	42,851	1985
50,455	2,721	27,822	30,544	36,258		520	2,138	1,889	40,805	9,430	2,105	52,339	1986
70,331	2,023	34,218	36,241	53,982		547	1,052	2,593	58,174	11,951	2,853	72,978	1987
86,086	2,518	42,841	45,359	73,045		511	1,644	2,298	77,498	8,216	3,399	89,113	1988
49,798	3,084	25,615	28,699	33,458		454	1,837	1,708	37,457	11,793	2,041	51,290	1986 O
49,861	2,725	27,109	29,834	35,084		453	1,825	1,725	39,088	10,374	2,077	51,539	N
50,455	2,721	27,822	30,544	36,258		520	2,138	1,889	40,805	9,430	2,105	52,339	D
50,166	2,591	28,354	30,945	37,066		520	2,011	1,878	41,475	8,921	2,159	52,555	1987 J
51,590	2,664	28,552	31,216	37,657		519	2,045	1,855	42,076	9,429	2,200	53,706	F
51,750	2,671	28,827	31,497	38,276		423	2,142	1,943	42,784	8,740	2,209	53,733	M
52,375	2,477	28,847	31,324	38,479		423	2,121	2,060	43,082	8,971	2,264	54,317	A
55,322	2,635	29,015	31,650	41,828		525	1,731	2,070	46,154	8,840	2,328	57,322	M
57,783	2,903	29,481	32,384	44,231		475	1,682	2,076	48,464	8,957	2,412	59,832	J
58,200	2,412	29,892	32,304	45,181		475	1,524	2,077	49,256	8,603	2,420	60,279	J
60,413	2,346	30,125	32,472	46,154		549	1,411	2,130	50,243	9,582	2,592	62,417	A
65,771	2,617	30,827	33,444	50,252		549	1,341	2,135	54,277	11,629	2,663	68,569	S
68,112	2,521	32,502	35,023	52,266		547	1,175	2,143	56,131	11,900	2,735	70,767	O
68,089	2,081	33,550	35,630	52,537		547	1,070	2,054	56,209	11,733	2,783	70,724	N
70,331	2,023	34,218	36,241	53,982		547	1,052	2,593	58,174	11,951	2,853	72,978	D
72,289	2,137	35,448	37,585	56,273		547	1,576	2,525	60,920	11,069	2,873	74,862	1988 J
73,465	2,084	36,620	38,703	57,844		547	1,864	2,685	62,940	10,540	2,891	76,371	F
74,548	2,171	37,209	39,380	59,469		547	1,983	3,074	65,073	9,321	2,917	77,311	M
75,755	2,171	37,688	39,859	61,007		547	1,865	2,946	66,365	9,151	2,968	78,484	A
77,703	2,134	38,214	40,348	62,585		547	1,603	2,764	67,499	10,349	3,018	80,866	M
78,298	2,208	38,804	41,011	64,369		547	1,785	2,700	69,402	9,013	3,108	81,523	J
80,156	2,205	39,143	41,347	65,621		547	1,768	2,803	70,738	9,478	3,163	83,379	J
82,370	2,255	39,558	41,813	66,911		547	1,669	2,842	71,969	10,264	3,190	85,423	A
83,128	2,317	40,099	42,416	68,575		509	1,537	2,685	73,306	9,639	3,284	86,229	S
84,067	2,326	40,856	43,182	69,713		507	1,425	2,644	74,289	9,544	3,287	87,119	O
84,923	2,418	42,196	44,614	71,479		506	1,801	2,388	76,173	8,534	3,305	88,013	N
86,086	2,518	42,841	45,359	73,045		511	1,644	2,298	77,498	8,216	3,399	89,113	D
87,761	2,487	43,562	46,049	74,728		510	2,001	2,253	79,492	7,907	3,513	90,912	1989 J
90,054	2,456	44,902	47,358	76,496		510	1,991	2,252	81,249	8,570	3,557	93,377	F
91,951	2,444	45,795	48,239	78,222		505	2,266	2,126	83,118	8,506	3,726	95,350	M
93,420	2,419	47,069	49,489	80,316		505	2,277	1,978	85,076	8,160	3,798	97,033	A
95,923	2,423	48,722	51,144	82,845		505	3,015	1,977	88,342	7,410	3,875	99,627	M
96,616	2,433	49,367	51,800	85,237		505	1,898	1,971	89,611	6,814	3,916	100,341	J
98,296	2,486	49,660	52,145	86,752		505	1,744	1,978	90,979	7,201	3,950	102,131	J
100,216	2,575	49,897	52,471	88,267		513	2,013	1,979	92,771	7,161	4,014	103,947	A
100,061	2,778	49,837	52,615	89,668		513	1,721	1,944	93,846	7,588	4,251	105,686	S
101,025	2,851	49,757	52,608	90,709		513	1,639	1,891	94,753	7,540	4,259	106,553	O

D3 Local credit unions and caisses populaires: Quarterly statement of estimated assets and liabilities
Caisses populaires et credit unions locales : Situation trimestrielle (estimations)

Millions of dollars **En millions de dollars**

End of period **En fin de période**	Assets **Actif**												Total assets or liabilities **Total de l'actif ou du passif**	Liabilities **Passif**				
	Cash on hand **Encaisse**	Demand deposits **Dépôts à vue**		Term deposits **Dépôts à terme**	Government of Canada securities **Titres du gouvernement canadien**	Provincial securities **Titres des provinces**	Municipal securities **Titres des municipalités**	Shares in central credit unions **Participation au capital social des centrales**	Cash loans **Prêts en espèces**		Mortgages **Prêts hypothécaires**	Other assets **Autres éléments de l'actif**		Loans payable **Emprunts**	Deposits **Dépôts**	Other liabilities **Autres éléments du passif**	Members' equity **Avoir propre**	
		In centrals **Dans les centrales**	Other **Ailleurs**						Personal **Personnels**	Other **Autres**							Share capital **Capital social**	Other **Autres éléments**
	B3901	B3903	B3904	B3905	B3906	B3907	B3908	B3909	B3911	B3912	B3913	B3914	B3900	B3916	B3917	B3918	B3919	B3920
1978	333	1,882	123	1,908	69	215	395	230	5,490	712	11,429	1,190	23,976	587	18,647	447	3,563	732
1979	366	2,045	94	1,714	93	204	350	235	6,218	958	13,725	1,336	27,338	772	21,770	565	3,483	748
1980	444	2,445	190	2,052	133	168	345	256	6,391	1,173	15,328	1,620	30,546	745	25,012	711	3,295	783
1981	489	2,723	188	2,419	95	136	250	246	5,863	1,836	15,858	1,959	32,061	950	26,667	931	2,767	745
1982	545	2,831	354	3,563	149	147	230	271	5,704	2,293	15,336	2,104	33,527	848	29,061	951	1,888	779
1983	565	2,942	365	3,193	199	69	149	327	6,255	2,940	18,039	2,070	37,111	1,275	32,053	894	2,026	862
1984	628	2,983	322	3,396	152	90	131	353	6,777	3,334	20,174	2,286	40,625	1,641	35,057	1,081	1,999	847
1985	600	3,224	195	3,397	218	97	108	380	7,736	3,948	21,768	2,374	44,045	1,435	38,509	1,211	1,931	959
1986	633	3,456	187	4,247	217	68	121	383	8,276	4,714	24,211	2,268	48,780	1,900	42,512	1,409	1,982	976
1987	824	3,376	168	4,624	126	53	111	393	9,206	5,879	27,985	2,316	55,060	2,881	46,928	1,604	2,450	1,181
1988	1,012	3,749	205	4,995	250	50	110	430	10,209	6,958	30,599	2,540	61,107	3,140	52,133	1,903	2,464	1,466
1980 II	375	2,397	145	1,755	93	173	349	247	6,413	992	14,377	1,511	28,827	738	23,444	696	3,307	642
III	447	2,426	152	1,989	96	178	348	249	6,415	1,073	14,743	1,597	29,711	674	24,215	806	3,304	713
IV	444	2,445	190	2,052	133	168	345	256	6,391	1,173	15,328	1,620	30,546	745	25,012	711	3,295	783
1981 I	413	2,482	181	2,257	157	159	330	273	6,212	1,457	15,578	1,675	31,175	831	25,478	840	3,255	770
II	470	2,670	173	2,335	109	187	292	241	6,060	1,715	15,968	1,690	31,910	893	26,339	868	3,080	730
III	443	2,525	157	2,501	94	143	264	242	5,964	1,756	16,023	1,840	31,951	952	26,351	1,024	2,878	746
IV	489	2,723	188	2,419	95	136	250	246	5,863	1,836	15,858	1,959	32,061	950	26,667	931	2,767	745
1982 I	474	2,746	219	2,974	96	158	243	295	5,780	1,812	15,451	2,043	32,290	799	27,159	1,075	2,577	680
II	506	2,858	275	3,257	91	156	235	266	5,770	1,891	14,884	2,011	32,200	668	27,937	1,012	1,913	670
III	475	2,842	296	3,562	103	150	231	266	5,819	2,122	14,903	2,136	32,905	788	28,359	1,109	1,891	758
IV	545	2,831	354	3,563	149	147	230	271	5,704	2,293	15,336	2,104	33,527	848	29,061	951	1,888	779
1983 I	435	3,232	296	3,837	153	98	209	263	5,847	2,380	15,586	2,258	34,595	795	29,990	1,045	1,964	801
II	586	3,389	333	3,435	136	77	187	276	6,052	2,517	16,585	2,287	35,858	852	31,164	1,006	1,998	838
III	444	3,278	364	3,482	152	72	163	318	6,127	2,643	17,630	2,122	36,795	1,101	31,747	1,023	2,018	906
IV	565	2,942	365	3,193	199	69	149	327	6,255	2,940	18,039	2,070	37,111	1,275	32,053	894	2,026	862
1984 I	440	3,204	393	3,303	183	72	79	347	6,176	3,002	18,660	2,206	38,065	1,203	32,979	938	2,069	876
II	567	3,196	349	3,217	146	95	136	344	6,526	3,242	19,435	2,230	39,484	1,396	34,110	1,008	2,072	897
III	503	3,117	318	3,242	168	82	136	346	6,702	3,269	19,930	2,355	40,169	1,628	34,434	1,146	2,020	941
IV	628	2,983	322	3,396	152	90	131	353	6,777	3,334	20,174	2,286	40,625	1,641	35,057	1,081	1,999	847
1985 I	499	3,202	271	3,832	156	96	128	371	7,023	3,514	20,086	2,477	41,655	1,450	36,190	1,143	2,016	856
II	630	3,261	284	3,884	153	77	124	377	7,265	3,669	20,608	2,573	42,904	1,340	37,424	1,215	2,028	897
III	559	3,278	236	3,521	170	68	127	377	7,526	3,832	21,242	2,648	43,584	1,347	37,891	1,354	2,015	977
IV	600	3,224	195	3,397	218	97	108	380	7,736	3,948	21,768	2,374	44,045	1,435	38,509	1,211	1,931	959
1986 I	436	3,323	181	4,015	197	80	128	404	7,750	4,084	22,091	2,401	45,090	1,549	39,510	1,187	1,949	895
II	597	3,760	203	4,235	145	69	116	396	8,151	4,148	22,758	2,348	46,926	1,458	41,248	1,327	1,966	928
III	604	3,350	167	4,086	223	68	103	375	8,220	4,521	23,558	2,432	47,704	1,711	41,593	1,464	1,969	968
IV	633	3,456	187	4,247	217	68	121	383	8,276	4,714	24,211	2,268	48,780	1,900	42,512	1,409	1,982	976
1987 I	592	3,250	190	4,290	152	63	109	396	8,544	4,819	24,870	2,280	49,555	1,885	43,415	1,277	2,028	950
II	793	3,494	170	4,893	145	58	108	404	8,838	5,182	26,124	2,233	52,441	2,090	45,797	1,462	2,056	1,036
III	697	3,489	170	4,660	138	58	113	406	9,190	5,524	27,237	2,374	54,056	2,563	46,255	1,620	2,472	1,147
IV	824	3,376	168	4,624	126	53	111	393	9,206	5,879	27,985	2,316	55,060	2,881	46,928	1,604	2,450	1,181
1988 I	738	3,542	180	4,724	131	55	112	420	9,320	6,293	28,421	2,470	56,407	2,835	48,331	1,527	2,478	1,235
II	886	3,803	197	5,013	245	51	111	433	9,810	6,483	29,572	2,374	58,982	2,913	50,527	1,757	2,494	1,291
III	846	3,663	198	4,886	256	53	108	432	9,967	6,857	30,127	2,469	59,864	3,139	50,891	1,965	2,481	1,389
IV	1,012	3,749	205	4,995	250	50	110	430	10,209	6,958	30,599	2,540	61,107	3,140	52,133	1,903	2,464	1,466
1989 I	736	4,284	153	5,557	245	51	111	448	10,423	7,052	30,901	2,649	62,611	2,931	53,927	1,811	2,276	1,666
II	956	4,495	154	5,958	333	52	114	449	10,598	7,453	31,446	2,733	64,742	2,750	55,964	2,047	2,210	1,771

Sales finance and consumer loan companies: Monthly statement of estimated assets and liabilities
Sociétés de financement ou de prêt à la consommation : Situation mensuelle (estimations)

Millions of dollars En millions de dollars

End of period En fin de période	Assets Actif															Total assets or liabilities Total de l'actif ou du passif
	Cash and deposits Encaisse et dépôts	Accounts and notes receivable Comptes et effets à recevoir										Investments and advances Portefeuille-titres et avances	Total major assets Ensemble des principaux avoirs	Investments in subsidiary and affiliated companies Investissements dans des filiales ou des sociétés affiliées	Other assets Autres éléments de l'actif	
		Retail sales financing Financement des ventes au détail		Wholesale financing Financement des stocks	Business financing Financement des entreprises	Consumer financing Prêts à la consommation		Amounts due under leasing and rental contracts Créances résultant de contrats de location ou de baux financiers	Other receivables Autres sommes à recevoir	Allowance for doubtful receivables Provisions pour créances douteuses	Total Total					
		Industrial and commercial goods Biens utilisés par les entreprises	Consumer goods Biens de consommation			Personal loans Prêts personnels	Residential mortgage loans Prêts hypothécaires à l'habitation									
	B851	B853	B854	B855	B856	B857	B858	B859	B860	B861	B852	B862	B850	B863		
1980	182	3,512	3,044	2,185	857	1,343	1,051	1,329	121	−241	13,199	38	13,419	531	104	14,054
1981	69	3,754	3,737	2,132	808	1,125	947	1,247	163	−233	13,678	174	13,921	452	120	14,493
1982	132	3,023	3,265	1,869	1,095	906	852	771	136	−225	11,691	243	12,067	321	128	12,516
1983	61	2,422	3,250	2,146	1,815	864	745	326	161	−217	11,512	337	11,909	761	99	12,769
1984	92	2,680	3,686	2,394	2,263	911	656	452	242	−222	13,064	446	13,601	474	125	14,198
1985	60	3,419	4,581	3,059	2,978	816	524	701	140	−236	15,983	112	16,155	446	129	16,788
1986	47	4,196	5,887	3,587	785	768	516	1,005	195	−239	16,702	84	16,833	657	149	17,682
1987	41	5,211	6,770	3,927	195	1,051	619	1,044	328	−271	18,875	233	19,150	1,059	280	20,391
1988	63	5,651	7,514	4,658	147	1,180	775	1,316	304	−299	21,247	73	21,382	981	292	22,618
1986 O	23	4,098	5,473	3,585	2,686	761	503	995	176	−233	18,045	106	18,174	573	150	18,452
N	20	4,123	5,551	3,586	2,496	815	512	1,062	119	−236	18,029	78	18,126	604	150	18,067
D	47	4,196	5,887	3,587	785	768	516	1,005	195	−239	16,702	84	16,833	657	149	17,682
1987 J	37	4,232	5,658	3,582	775	773	521	950	211	−240	16,463	124	16,624	1,025	192	18,051
F	39	4,181	5,565	3,737	763	769	526	958	244	−240	16,502	164	16,705	1,142	235	18,420
M	34	4,247	5,555	3,898	1,730	775	528	834	257	−241	17,582	190	17,806	706	279	18,788
A	25	4,362	5,644	3,789	1,743	779	533	869	298	−245	17,772	179	17,976	737	279	19,170
M	41	4,558	5,715	3,771	2,089	784	540	871	262	−249	18,340	192	18,573	751	280	19,551
J	26	4,720	5,829	3,866	2,039	789	547	892	264	−253	18,692	199	18,916	784	281	19,932
J	35	4,818	5,969	3,643	2,087	797	553	916	301	−255	18,829	172	19,035	809	279	19,406
A	29	4,905	6,101	3,376	2,101	804	562	924	318	−257	18,834	168	19,031	933	277	18,880
S	30	4,910	6,279	3,383	232	811	574	933	287	−259	17,151	155	17,336	848	275	18,353
O	43	5,014	6,395	3,385	217	818	591	975	304	−263	17,438	203	17,684	907	277	19,032
N	32	5,104	6,522	3,641	204	828	609	1,015	318	−267	17,973	205	18,210	956	278	19,712
D	41	5,211	6,770	3,927	195	1,051	619	1,044	328	−271	18,875	233	19,150	1,059	280	20,391
1988 J	38	5,199	6,490	3,879	192	1,038	630	1,066	315	−272	18,539	230	18,806	970	292	20,552
F	30	5,348	6,562	4,210	187	1,024	643	1,091	326	−273	19,118	234	19,382	913	305	20,714
M	37	5,446	6,532	4,459	182	1,016	657	1,135	340	−274	19,493	232	19,762	841	317	20,875
A	29	5,436	6,663	4,459	185	1,049	669	1,162	394	−277	19,740	200	19,969	814	318	21,063
M	42	5,426	6,777	4,463	189	1,083	681	1,178	462	−281	19,978	157	20,177	793	318	21,250
J	36	5,474	6,915	4,443	191	1,120	696	1,204	451	−284	20,210	148	20,393	781	319	21,437
J	48	5,484	6,945	4,213	187	1,118	709	1,241	439	−288	20,047	140	20,235	788	307	21,476
A	39	5,461	6,992	4,052	189	1,115	724	1,265	409	−292	19,915	126	20,080	795	295	21,515
S	37	5,397	7,109	4,394	192	1,113	740	1,287	384	−296	20,321	124	20,481	836	282	21,554
O	50	5,473	7,109	4,472	177	1,127	758	1,309	364	−297	20,492	103	20,645	868	286	21,908
N	29	5,541	7,211	4,577	159	1,147	768	1,313	262	−298	20,680	85	20,794	920	289	22,263
D	63	5,651	7,514	4,658	147	1,180	775	1,316	304	−299	21,247	73	21,382	981	292	22,618
1989 J	54	5,692	7,462	4,503	163	1,170	787	1,321	209	−297	21,010	83	21,146	1,024	300	22,814
F	45	5,857	7,327	4,989	176	1,162	799	1,337	324	−296	21,676	72	21,794	1,001	308	23,010
M	29	5,963	7,383	4,875	188	1,154	817	1,349	407	−294	21,843	73	21,945	979	316	23,207
A	4	6,188	7,704	4,709	189	1,140	834	1,385	489	−296	22,342	69	22,415	945	302	23,438
M	37	6,453	8,010	4,454	193	1,127	847	1,408	515	−299	22,709	66	22,812	896	289	23,670
J	39	6,339	8,351	4,276	193	1,113	858	1,438	428	−301	22,695	63	22,797	852	275	23,902
J	51	6,372	8,340	3,927	193	1,125	876	1,448	408	−301	22,388	92	22,531	857	N	N
A	40	6,344	8,357	3,621	195	1,138	885	1,454	511	−301	22,204	122	22,366	854	N	N
S	29	6,335	8,440	3,863	196	1,147	895	1,389	425	−301	22,390	62	22,481	856	N	N
O	84	6,357	8,567	3,914	196	1,153	905	1,370	375	−301	22,535	62	22,682	857	N	N

Liabilities **Passif**										
Owed to parent and affiliated companies **Passif envers la société-mère et les sociétés affiliées**	Bank loans **Emprunts bancaires**	Short-term paper **Papier à court terme**		Long-term debt **Engagements à long terme**			Total major liabilities **Ensemble des principaux engagements**	Other liabilities **Autres éléments du passif**	Share-holders' equity **Avoir propre des actionnaires**	End of period **En fin de période**
		Canadian dollars **En dollars canadiens**	Foreign currency **En monnaies étrangères**	Total **Total**	of which **Dont :** Debentures, bonds and notes **Débentures, obligations et billets**					
					Canadian dollars **En dollars canadiens**	Foreign currency **En monnaies étrangères**				
B865	B866	B867	B868	B869			B864			
2,040	1,063	3,207	516	4,614	3,867	726	11,440	628	1,985	1980
2,521	789	3,436	549	4,612	3,871	724	11,908	590	1,995	1981
2,163	562	3,397	287	3,680	3,167	498	10,088	599	1,828	1982
1,971	611	4,556	371	3,148	2,805	327	10,657	390	1,721	1983
2,053	342	6,026	315	3,344	2,934	395	12,080	392	1,726	1984
3,933	358	5,718	342	4,125	3,664	453	14,476	512	1,800	1985
2,377	370	7,077	218	5,352	5,001	351	15,394	561	1,727	1986
1,982	581	7,533	862	6,893	6,392	501	17,851	627	1,912	1987
2,165	303	8,248	947	8,180	7,568	612	19,843	598	2,177	1988
4,212	387	6,498	360	4,841	4,489	352	16,298	581	1,959	1986 S
3,764	397	6,785	326	5,149	4,797	352	16,421	574	1,881	O
3,692	366	6,977	280	5,147	4,795	352	16,461	568	1,804	N
2,377	370	7,077	218	5,352	5,001	351	15,394	561	1,727	D
1,748	343	7,407	342	5,639	5,289	350	15,479	572	1,737	1987 J
1,673	387	7,770	302	5,630	5,278	352	15,762	583	1,746	F
1,708	400	8,350	269	5,713	5,361	352	16,440	594	1,755	M
1,427	449	8,536	219	5,960	5,607	353	16,590	606	1,777	A
1,631	488	8,776	361	5,871	5,519	352	17,127	619	1,799	M
1,405	470	9,117	509	5,979	5,634	345	17,480	631	1,821	J
1,287	467	9,124	513	6,100	5,757	344	17,490	644	1,830	J
1,273	488	9,239	568	6,201	5,858	343	17,769	657	1,839	A
1,499	541	6,669	615	6,511	5,971	540	15,835	670	1,848	S
1,428	518	6,802	588	6,909	6,369	540	16,244	656	1,870	O
1,497	557	7,127	676	6,914	6,374	540	16,771	642	1,891	N
1,982	581	7,533	862	6,893	6,392	501	17,851	627	1,912	D
1,711	507	7,498	874	7,037	6,504	533	17,627	625	1,918	1988 J
1,658	504	7,739	813	7,270	6,706	565	17,984	623	1,924	F
1,699	409	7,991	888	7,339	6,810	528	18,326	620	1,929	M
1,773	385	8,087	810	7,413	6,874	538	18,468	654	1,954	A
1,826	391	7,966	824	7,596	7,047	548	18,603	687	1,979	M
1,921	336	7,979	865	7,611	7,058	553	18,712	721	2,004	J
1,794	319	7,649	967	8,110	7,543	567	18,838	679	2,035	J
1,771	284	7,397	920	8,581	8,001	580	18,953	638	2,066	A
1,830	224	7,850	857	8,099	7,506	593	18,861	596	2,096	S
1,797	253	7,725	912	8,934	8,334	600	19,621	597	2,123	O
1,854	257	7,750	1,033	8,616	8,010	606	19,509	598	2,150	N
2,165	303	8,248	947	8,180	7,568	612	19,843	598	2,177	D
1,900	260	8,238	1,102	8,088	7,534	555	19,588	631	2,207	1989 J
1,789	274	8,551	1,002	8,113	7,552	560	19,728	665	2,238	F
1,708	279	8,862	1,008	8,384	7,755	629	20,241	698	2,269	M
1,694	229	9,118	1,179	8,458	7,809	649	20,678	702	2,293	A
1,640	234	9,247	1,128	8,644	8,029	606	20,893	706	2,317	M
1,637	243	9,557	1,057	8,358	7,731	627	20,851	709	2,342	J
1,585	259	9,165	1,157	8,385	7,758	N	20,551	N	N	J
1,566	239	8,619	1,109	8,792	8,196	N	20,325	N	N	A
1,527	245	8,879	915	8,898	8,302	N	20,464	N	N	S
1,538	294	9,301	1,104	8,463	7,782	N	20,700	N	N	O

Canadian investment transactions of sixteen life insurance companies
Opérations d'investissement en dollars canadiens de seize compagnies d'assurance-vie

Millions of dollars **En millions de dollars**

Year and month **Année ou mois**	Net investment in: **Ventilation des placements (montants nets)**														Net source of funds **Provenance des fonds (montants nets)**		Mortgage transactions **Opérations hypothécaires**	
	Cash **Encaisse**	Government of Canada **Gouvernement canadien**		Provincial securities **Titres des provinces**	Municipal securities **Titres des municipalités**	Corporate and other bonds **Obligations de sociétés ou d'autres emprunteurs**	Preferred and common stocks **Actions privilégiées ou ordinaires**	Short-term paper **Papier à court terme**		Mortgage loans and sales agreements **Prêts hypothécaires et contrats de vente**	Real estate **Immobilier**	Policy loans **Prêts sur polices**	Collateral loans **Prêts sur nantissement**	Total **Total**	Funds transferred from abroad **Fonds transférés de l'étranger**	Balancing item **Autres sources**	Gross disbursements **Sorties brutes de fonds**	Gross receipts **Entrées brutes de fonds**
		Treasury bills **Bons du Trésor**	Direct and guaranteed bonds **Obligations émises ou garanties par le gouvernement**					Sales finance and consumer loan companies **Sociétés de financement ou de prêt à la consommation**	Other commercial paper **Autres sociétés**									
	B4001	B4003	B4004	B4005	B4008	B4011	B4012	B4014	B4015	B4016	B4017	B4018	B4019	B4020	B4021	B4022	B4023	B4024
1975	−67.6	11.2	62.6	79.5	−48.2	532.5	242.0	3.7	106.5	560.6	87.1	81.1	−3.7	1,647.4	47.6	1,599.8	1,148.5	587.8
1976	13.1	21.6	175.6	246.8	−10.1	454.1	231.6	−60.6	68.1	704.5	101.8	62.5	20.7	2,029.9	−42.9	2,072.8	1,319.5	614.9
1977	−0.8	88.2	117.1	259.7	1.4	521.8	68.6	200.7	2.1	1,097.3	83.0	50.2	−24.9	2,464.6	94.2	2,370.3	1,865.7	768.3
1978	68.9	104.3	551.1	183.1	−4.5	456.7	194.2	−13.4	−107.1	1,024.4	97.1	64.4	10.6	2,629.8	74.3	2,555.5	1,912.0	887.6
1979	15.2	124.0	847.3	92.7	3.5	289.0	−125.7	−117.5	138.2	1,317.2	115.5	154.2	22.0	2,875.7	33.8	2,841.9	2,208.2	891.0
1980	166.5	76.8	428.3	27.4	41.5	751.7	229.3	26.1	−38.1	1,035.4	225.2	220.8	4.3	3,195.1	51.9	3,143.3	1,902.7	867.4
1981	256.4	255.6	337.7	48.8	53.5	871.8	292.2	170.1	54.6	914.5	419.6	439.1	1.8	4,115.7	−24.7	4,140.4	1,768.2	853.8
1982	−83.3	616.1	453.4	256.4	26.7	871.7	121.8	25.0	185.3	549.4	534.6	152.9	17.6	3,727.6	−155.5	3,883.1	1,610.3	1,060.8
1983	116.2	781.5	718.2	346.8	22.8	1,234.4	475.5	−90.0	−524.2	1,274.3	356.2	5.1	−41.8	4,675.0	99.0	4,576.0	2,843.1	1,568.8
1984	−111.0	656.1	1,813.9	675.7	623.6	966.2	490.9	−88.0	−466.1	519.0	195.2	37.5	−21.3	5,291.7	39.6	5,252.2	2,140.9	1,621.8
1985	671.7	−480.8	1,504.9	597.8	108.6	1,066.3	27.8	232.4	162.6	1,500.3	31.8	8.2	43.5	5,475.1	108.5	5,366.6	3,517.0	2,016.7
1986	−42.8	−165.5	−156.4	716.6	12.3	1,567.9	417.2	−369.5	490.7	2,505.9	−68.9	17.8	−23.4	4,902.0	84.6	4,817.3	4,974.2	2,468.3
1987	314.4	−185.8	838.7	−63.7	−10.7	771.4	92.1	−505.5	870.9	2,582.4	213.0	32.3	−71.8	4,877.8	62.4	4,815.4	5,038.5	2,456.1
1988	−277.6	149.6	−402.2	371.8	16.8	1,516.3	385.5	−254.8	749.0	2,980.1	260.0	48.6	18.9	5,562.0	310.2	5,251.8	5,725.6	2,745.5
1986 O	−104.5	−47.0	−356.4	154.1	1.0	299.4	116.2	−112.2	−38.6	254.9	26.7	0.9	20.5	215.0	2.7	212.4	461.4	206.5
N	90.1	−368.0	−226.3	91.7	−1.3	68.5	12.5	119.2	476.6	164.1	42.5	1.2	25.0	495.8	11.3	484.5	386.3	222.2
D	54.3	−36.0	−181.2	51.3	−1.5	170.1	204.5	−123.4	−49.7	225.2	89.9	−0.1	−41.8	361.7	−29.4	391.0	567.5	342.3
1987 J	−321.4	94.7	269.7	−35.9	−2.2	50.0	1.0	−118.4	200.4	261.0	−67.0	−2.8	−4.8	324.4	12.3	312.1	392.7	131.8
F	479.1	553.7	186.4	−52.5	1.2	−11.9	−65.3	−132.6	−22.1	172.0	54.8	6.2	−3.2	1,165.8	118.6	1,047.2	355.7	183.7
M	−238.0	−179.1	163.1	23.6	7.9	235.0	38.6	89.7	−26.5	218.6	40.1	6.2	−2.0	377.0	2.2	374.8	433.9	215.3
A	−65.7	−650.8	33.2	123.3	−12.4	160.4	4.5	101.4	426.4	169.9	27.4	2.3	47.2	367.2	−39.9	407.1	373.1	203.2
M	234.1	118.0	−279.4	−44.0	−7.1	54.2	−258.0	−68.5	341.2	235.8	3.7	1.4	−14.5	316.9	79.2	237.7	439.0	203.3
J	−126.4	245.7	149.8	−123.7	−6.8	60.9	43.1	−171.3	−223.3	396.4	54.8	3.3	−7.3	295.2	12.1	283.1	643.5	247.1
J	75.4	−246.5	157.4	103.7	−10.8	−16.2	94.2	16.3	−85.6	220.5	30.0	1.4	−41.7	298.2	6.2	292.0	487.7	267.2
A	−205.6	19.7	194.2	−50.7	−3.6	76.9	−36.6	66.3	−50.5	108.8	−4.2	3.1	22.0	139.8	20.6	119.2	317.0	208.2
S	322.1	104.3	−206.3	−7.4	6.8	72.7	−35.7	68.0	202.3	153.1	−0.7	3.6	−46.4	636.5	59.0	577.5	351.2	198.1
O	−127.7	204.3	112.3	−302.4	8.6	150.9	125.6	−262.1	89.7	216.2	18.3	5.3	−17.9	221.1	−106.1	327.2	370.7	154.6
N	54.6	−243.4	−9.9	62.1	−11.1	210.4	48.9	136.0	8.7	89.8	31.1	−.4	11.4	388.2	51.4	336.7	330.9	241.1
D	233.9	−206.3	68.2	240.1	18.7	−272.0	132.0	−230.4	10.2	340.4	24.8	2.6	−14.5	347.6	−153.1	500.7	543.1	202.6
1988 J	−12.5	280.5	133.4	96.0	10.9	−9.4	116.0	93.0	123.3	77.0	6.5	−1.2	17.9	931.4	211.9	719.5	283.8	206.8
F	−159.4	114.0	−22.1	137.5	6.4	179.3	−46.2	106.6	109.9	221.7	30.0	8.7	−5.7	680.6	135.1	545.5	391.6	169.9
M	220.7	−277.3	−198.2	101.6	−6.4	184.4	−16.2	82.6	133.2	249.3	24.4	5.6	16.5	520.2	−72.4	592.5	449.8	200.4
A	−25.3	165.4	−345.4	−170.8	7.2	−42.6	35.0	−.2	330.1	364.3	39.9	5.0	−51.7	310.8	−31.4	342.2	530.3	166.0
M	−167.7	−295.1	176.1	99.8	−11.5	127.9	82.2	134.1	−24.2	229.4	19.0	4.0	8.6	382.5	−32.2	414.7	434.3	204.9
J	−92.3	−184.7	−82.9	150.4	13.9	110.7	212.3	−232.9	27.8	392.3	11.9	4.4	10.6	341.4	3.4	338.0	653.7	261.4
J	173.5	−286.1	20.3	20.0	−21.3	90.0	6.9	−276.0	324.0	306.6	−22.8	4.2	4.0	343.3	18.9	324.4	524.5	217.9
A	−8.9	74.3	−118.7	−82.3	2.4	−76.7	16.4	104.6	100.0	175.2	42.5	5.3	−7.6	226.3	16.6	209.7	539.7	364.5
S	−86.1	58.5	79.5	−2.2	9.8	224.6	60.1	42.2	−235.0	254.7	73.0	4.4		483.6	19.3	464.4	532.0	277.3
O	168.1	669.4	−376.4	1.0	−4.4	229.8	29.1	−191.7	−57.7	149.8	40.7	6.2	26.8	690.8	22.1	668.8	371.6	221.8
N	−239.3	−199.3	191.4	110.3	8.6	139.3	97.2	29.7	424.8	199.4	0.3	1.2	9.6	773.2	110.8	662.4	411.4	212.0
D	−48.5	30.1	140.8	−89.4	1.2	359.0	−207.2	−146.8	−507.3	360.4	−5.3	0.9	−10.0	−122.0	−91.8	−30.2	603.1	242.6
1989 J	−127.4	311.9	−18.9	−144.0	−0.7	99.9	−258.0	188.2	268.2	284.7	25.7	−0.1	13.3	642.6	85.5	557.2	404.7	120.0
F	14.9	13.0	19.3	−15.4	3.9	28.9	−43.7	−62.7	18.3	194.2	30.0	8.5	−7.7	201.6	28.6	173.0	374.0	179.9
M	−53.0	26.2	−39.5	45.6	−8.3	116.7	207.1	−154.6	279.4	276.2	38.7	13.3	23.8	771.7	−24.0	795.7	510.6	234.4
A	−273.5	32.9	345.3	88.7	30.6	99.2	107.0	−54.1	−74.3	156.8	−23.6	−4.9	−32.0	398.0	22.4	375.6	340.0	183.2
M	129.8	477.6	−57.5	−65.7	−4.7	230.7	80.0	82.0	−133.2	229.9	23.7	8.9	5.9	1,007.3	7.8	999.4	386.2	156.3
J	71.0	−98.9	75.2	−8.5	−5.3	584.0	10.7	−78.3	−40.3	172.5	100.3	5.8	28.4	816.9	−23.4	840.3	326.6	154.1
J	−244.3	279.2	195.3	−65.1	10.3	228.8	89.8	−190.7	−503.3	232.1	53.4	7.6	−28.9	64.3	.4	63.8	366.6	134.5
A	83.0	45.8	−288.7	−37.6	−11.9	262.9	113.0	−89.9	−462.0	294.2	32.5	4.5	13.1	−40.9	38.3	−79.3	580.7	286.5
S	−22.3	752.1	147.4	−102.3	−13.3	−55.0	−183.1	103.4	−602.8	570.2	37.3	4.7	16.2	652.6	−13.2	665.8	708.2	138.0
O	153.8	−301.0	171.2	48.6	−7.0	106.9	138.3	94.8	47.0	474.7	44.2	6.1	29.2	1,006.6	31.4	975.3	649.6	174.9

Investment dealers: Weekly report on inventories of securities
Courtiers en valeurs mobilières : Relevé hebdomadaire des stocks de titres

Millions of dollars **En millions de dollars**

Wednesday **Le mercredi**	Money market instruments **Titres du marché monétaire**									Floating rate debt **Dette à taux flottant**	Canadian notes 1-5 years **Billets canadiens, 1 à 5 ans**	Bonds **Obligations**			Total **Total**
	Government of Canada **Titres du gouvernement canadien**		Other Canadian notes and bills, 1 year and under **Autres billets et bons canadiens, 1 an ou moins**					Foreign securities 1 year and under **Titres étrangers, un an ou moins**	Total **Total**			10 years and under **10 ans ou moins**	Over 10 years **Plus de 10 ans**	Total **Total**	
	Treasury bills **Bons du Trésor**	Direct and guaranteed bonds, 3 years and under **Obligations émises ou garanties, 3 ans ou moins**	Bankers' acceptances **Acceptations bancaires**	Chartered bank deposit receipts and bearer term notes **Banques à charte : bons de caisse et billets à terme au porteur**	Provincial direct and guaranteed **Émis ou garantis par les provinces**	Municipal direct and guaranteed **Émis ou garantis par les municipalités**	Sales finance company and other commercial paper, trust and mortgage loan company obligations **Papier des sociétés de financement et d'autres sociétés et créances sur les sociétés de fiducie ou de prêt hypothécaire**								
1989 M 1	2,653.7	130.0	1,539.6	229.4	342.8	13.5	2,187.5	15.3	7,111.8	68.6	41.1	−59.8	7.8	−52.0	7,169.5
8	1,967.3	−32.1	1,269.5	160.3	476.3	12.9	1,720.2	21.3	5,595.7	58.5	110.2	53.6	−9.3	44.3	5,808.7
15	1,985.1	135.7	1,839.3	103.2	540.4	84.3	1,823.6	13.8	6,525.4	38.9	75.5	−113.0	103.8	−9.2	6,630.6
22	1,946.1	105.4	1,381.9	149.3	233.8	58.5	1,807.5	69.1	5,571.6	38.6	87.2	59.2	47.1	106.3	5,983.7
29	2,983.1	164.4	1,575.2	306.7	309.8	30.0	2,024.4	66.1	7,459.7	38.6	80.6	65.0	8.4	73.4	7,652.3
A 5	3,516.8	219.6	1,309.6	215.4	449.7	28.3	1,656.3	15.9	7,411.6	39.1	138.5	99.0	139.2	238.2	7,827.4
12	3,092.9	329.7	1,180.6	174.7	391.7	26.1	1,368.1	13.0	6,576.8	42.8	96.8	−18.0	74.4	56.4	6,772.8
19	2,975.9	226.4	1,216.3	197.8	331.8	23.5	1,663.3	15.6	6,650.6	69.8	145.8	117.8	151.8	269.6	7,135.8
26	2,855.6	184.7	1,250.1	202.8	477.5	16.4	1,884.2	13.9	6,885.2	40.3	141.0	37.0	70.7	107.7	7,174.2
M 3	2,439.4	359.2	1,474.7	150.8	515.3	16.3	1,877.4	10.3	6,843.4	33.7	127.5	−203.5	113.8	−89.7	6,914.9
10	2,243.3	237.1	1,375.4	175.3	343.7	23.0	1,804.4	23.2	6,225.4	33.1	131.2	172.3	62.7	235.0	6,624.7
17	2,515.0	346.4	1,959.2	111.4	361.9	29.4	1,809.4	41.4	7,174.1	33.7	133.1	−45.0	325.5	280.5	7,621.4
24	2,102.4	433.1	1,414.1	135.6	272.9	30.9	1,935.9	32.6	6,357.5	40.4	112.9	158.0	155.9	313.9	6,824.7
31	2,619.1	204.6	1,417.2	182.4	681.0	26.6	1,904.1	24.6	7,059.6	41.5	159.5	12.2	102.1	114.3	7,374.9
J 7	2,342.2	241.2	1,846.0	250.5	575.1	17.4	1,518.0	25.8	6,816.2	41.1	119.1	213.4	270.5	483.9	7,460.3
14	2,035.3	367.3	1,760.3	286.8	660.6	21.9	2,010.8	31.9	7,174.9	38.4	131.8	0.3	302.0	302.3	7,647.4
21	2,631.0	199.9	1,481.2	454.9	438.4	30.2	1,858.6	27.2	7,121.4	38.6	98.2	101.2	74.7	175.9	7,434.1
28	3,600.6	254.3	1,691.9	279.5	392.9	16.6	2,308.4	21.0	8,565.2	43.1	123.2	174.7	33.3	208.0	8,939.5
J 5	3,534.0	114.9	1,701.2	177.1	418.1	1.8	2,232.2	25.4	8,204.7	39.2	115.4	82.7	−52.8	29.9	8,389.2
12	2,164.3	255.7	1,938.9	188.5	344.1	4.8	1,912.8	25.4	6,834.5	42.9	94.5	445.8	−39.8	406.0	7,377.9
19	2,298.0	314.2	1,738.5	108.5	530.9	3.1	2,195.5	23.4	7,212.1	44.5	198.8	342.8	−105.2	237.6	7,693.0
26	2,524.2	333.1	1,546.1	148.5	590.2	4.2	1,923.0	27.7	7,097.0	45.5	169.7	358.5	15.2	373.7	7,685.9
A 2	3,022.8	313.0	1,363.9	169.3	555.5	2.4	1,650.4	35.2	7,112.5	44.1	171.6	283.1	−7.4	275.7	7,603.9
9	3,179.9	234.0	1,580.3	166.9	546.2	6.8	1,740.4	15.0	7,469.5	54.4	153.1	366.9	−90.3	276.6	7,953.6
16	3,139.0	284.7	1,685.2	136.9	477.4	7.4	1,702.7	13.4	7,446.7	53.4	107.5	459.8	48.2	508.0	8,115.6
23	2,670.3	−93.5	1,532.4	192.4	367.6	4.8	1,824.2	30.1	6,528.3	43.2	112.5	318.3	118.7	437.0	7,121.0
30	2,861.0	186.6	1,812.9	170.1	560.7	7.7	1,903.7	22.3	7,525.0	48.6	132.3	250.8	62.4	313.2	8,019.1
S 6	3,102.0	109.5	1,376.4	151.3	778.8	3.6	1,766.5	18.0	7,306.1	48.5	167.4	224.0	−4.1	219.9	7,741.9
13	2,483.5	51.4	1,110.5	135.6	778.5	14.9	2,171.2	8.5	6,754.1	48.9	209.9	−69.6	219.3	149.7	7,162.6
20	2,828.3	196.0	2,378.2	269.4	712.3	7.7	1,669.9	4.7	8,066.5	46.2	176.1	−38.6	496.0	457.4	8,746.2
27	2,182.0	76.8	1,510.9	194.1	441.5	9.8	1,698.9	8.4	6,122.4	15.1	126.5	51.8	239.2	291.0	6,555.0
O 4	2,079.9	40.0	1,453.1	165.2	582.0	5.5	1,616.3	11.8	5,953.8	20.4	111.8	418.9	81.4	500.3	6,586.3
11	2,142.7	87.7	1,011.5	137.8	649.1	9.6	1,670.1	14.4	5,722.9	12.8	141.1	376.3	127.3	503.6	6,380.4
18	2,072.0	161.2	1,458.7	197.7	427.8	2.3	1,796.2	12.4	6,128.3	41.0	140.2	544.3	12.5	556.8	6,866.3
25	2,187.1	149.0	1,548.2	221.3	373.9	20.6	2,427.0	27.9	6,955.0	41.6	99.8	323.0	222.6	545.6	7,642.0
N 1	3,149.1	26.7	1,340.2	351.5	766.9	10.2	2,296.4	21.9	7,962.9	36.1	109.7	223.0	281.1	504.1	8,612.8
8	3,338.6	−22.1	1,314.6	211.0	468.3	10.2	1,744.2	18.8	7,083.6	36.6	144.2	254.0	249.4	503.4	7,767.8
15	2,389.8	38.7	1,228.4	250.1	526.1	10.4	1,826.1	18.1	6,287.7	37.6	141.1	458.5	240.1	698.6	7,165.0
22	2,056.4	219.3	1,108.9	280.6	264.7	27.1	1,279.6	17.2	5,253.8	37.6	94.4	316.5	46.7	363.2	5,749.0
29	2,060.5	169.6	1,433.0	148.0	163.3	15.8	1,797.5	17.7	5,805.4	37.4	81.7	209.5	182.9	392.4	6,316.9
D 6	2,048.6	115.3	1,065.1	306.6	314.8	19.5	1,524.8	17.7	5,412.4	37.9	64.7	57.8	60.3	118.1	5,633.1
13	1,760.0	132.7	1,287.9	194.4	384.6	4.7	1,688.2	16.8	5,469.3	41.5	89.9	162.1	266.1	428.2	6,028.9
20	2,181.6	220.0	1,586.9	226.4	272.2	8.5	1,753.6	18.8	6,268.0	42.1	69.9	181.3	459.3	640.6	7,020.6
27	2,787.4	213.1	1,353.4	286.0	407.6	6.1	1,629.1	6.9	6,689.6	41.5	75.8	−24.7	247.2	222.5	7,029.4
1990 J 3	2,809.5	227.1	1,178.2	267.2	313.4	7.7	1,465.9	10.7	6,279.7	36.3	102.6	−184.4	217.1	32.7	6,451.3

Investment funds: Quarterly statement of estimated assets and liabilities
Sociétés de placement : Situation trimestrielle (estimations)

Millions of dollars **En millions de dollars**

End of period **En fin de période**	Assets **Actif**														
	Cash and demand deposits **Encaisse et dépôts à vue**	Investment portfolio valued at cost **Portefeuille-titres au coût d'acquisition**													Other assets **Autres éléments de l'actif**
		Canadian securities **Titres canadiens**										Foreign securities **Titres étrangers**		Investments in subsidiary and affiliated companies **Placements dans des filiales ou des sociétés affiliées**	Total portfolio **Ensemble des titres en portefeuille**	
		Government of Canada **Gouvernement canadien**		Short-term paper **Papier à court terme**	Provincial and municipal securities **Titres des provinces et des municipalités**		Term deposits **Dépôts à terme**		Corporate bonds and debentures **Obligations et débentures de sociétés**	Mortgages **Prêts hypothé-caires**	Preferred and common shares **Actions privilégiées ou ordinaires**	Preferred and common shares **Actions privilégiées ou ordinaires**	Other **Autres**			
		Treasury bills **Bons du Trésor**	Bonds **Obligations**		Treasury bills and short-term notes **Bons du Trésor et billets à court terme**	Other **Autres**	Chartered banks **Banques à charte**	Other institutions **Autres institutions**								
1974	47		15	156	3	27	69	10	138	391	1,309	503	29		2,650	32
1975	44	1	22	116	5	43	65	7	163	528	1,265	493	13		2,720	36
1976	51	1	48	64	1	48	65	12	142	632	1,173	460	26		2,672	39
1977	66	4	66	98	4	46	103	11	159	955	1,060	373	30		2,908	45
1978	87	16	87	136	4	63	161	20	181	1,339	932	450	31		3,420	58
1979	93	26	153	222	2	57	130	14	188	1,421	961	595	68		3,836	82
1980	130	9	272	231	3	77	85	19	174	1,375	1,167	821	86		4,319	110
1981	72	30	227	174	2	77	103	6	162	1,208	1,557	1,149	101		4,796	95
1982	100	78	307	165	23	85	187	21	140	1,030	1,644	1,243	99		5,025	108
1983	156	371	488	162	29	125	127	23	201	1,191	2,527	1,649	109		7,000	139
1984	127	384	634	194	33	115	96	37	193	1,267	3,323	2,163	169		8,609	144
1985	233	832	873	532	45	310	118	66	349	1,391	4,747	2,697	253		12,212	310
1986	526	1,490	1,434	841	127	492	177	213	624	1,930	7,164	4,374	888		19,756	438
1987	461	2,275	2,135	1,043	225	683	456	184	794	2,880	10,120	5,519	484		26,798	505
1988	359	2,292	2,613	1,290	282	699	123	95	925	2,959	11,210	5,189	476		28,153	565
1983 III	158	368	436	158	20	141	129	23	228	1,145	2,350	1,551	72		6,620	160
IV	156	371	488	162	29	125	127	23	201	1,191	2,527	1,649	109		7,000	139
1984 I	162	439	570	231	30	118	139	26	197	1,222	2,705	1,781	160		7,619	178
II	122	537	602	194	43	111	143	33	201	1,257	2,859	1,807	191		7,977	188
III	127	463	564	204	42	124	132	31	191	1,267	3,156	2,022	204		8,398	167
IV	127	384	634	194	33	115	96	37	193	1,267	3,323	2,163	169		8,609	144
1985 I	130	486	667	327	64	165	90	37	237	1,294	3,651	2,268	210		9,493	210
II	166	508	725	359	55	256	68	31	284	1,332	3,910	2,409	120		10,058	232
III	203	786	773	361	35	268	90	46	305	1,350	4,297	2,483	168		10,962	271
IV	233	832	873	532	45	310	118	66	349	1,391	4,747	2,697	253		12,212	310
1986 I	345	1,200	1,032	642	27	350	161	110	362	1,478	5,308	2,962	514		14,147	470
II	462	1,257	1,335	838	91	402	164	133	437	1,560	5,996	3,468	594		16,277	497
III	519	1,525	1,457	851	136	456	174	96	512	1,696	6,547	3,864	796		18,109	477
IV	526	1,490	1,434	841	127	492	177	213	624	1,930	7,164	4,374	888		19,756	438
1987 I	719	1,388	1,901	1,230	159	678	431	344	632	2,274	8,407	4,717	436		22,596	770
II	698	1,839	2,167	1,242	202	713	368	337	711	2,609	9,545	5,384	377		25,492	551
III	721	2,170	2,048	1,079	197	732	319	227	810	2,824	9,836	5,620	502		26,364	648
IV	461	2,275	2,135	1,043	225	683	456	184	794	2,880	10,120	5,519	484		26,798	505
1988 I	519	3,035	2,212	1,390	296	789	58	171	874	2,931	10,225	5,406	481		27,868	587
II	410	2,729	2,165	1,435	307	789	77	167	921	2,980	10,804	5,392	494		28,261	548
III	343	2,461	2,449	1,428	303	710	89	151	872	2,988	10,762	5,307	507		28,027	623
IV	359	2,292	2,613	1,290	282	699	123	95	925	2,959	11,210	5,189	476		28,153	565
1989 I	275	2,398	2,665	1,469	325	677	75	70	975	2,926	11,407	5,083	544		28,614	610
II	317	2,667	2,785	1,357	307	670	55	103	1,022	2,869	11,441	5,104	526		28,907	663
III	309	3,093	2,895	1,359	296	665	105	180	1,128	2,834	11,430	5,476	568		30,029	576

*These data are no longer being collected by Statistics Canada.

***Ces données ne sont plus recueillies par Statistique Canada.**

Total assets or liabilities (at cost) Total de l'actif ou du passif (valeurs au coût d'acquisition)	Liabilities Passif: Bank loans Emprunts bancaires	Accounts payable Créditeurs	Other liabilities Autres éléments du passif	Shareholders' equity Avoir propre: Share capital and contributed surplus Capital social et surplus d'apport	Retained earnings and realized gains Bénéfices non distribués et plus-values réalisées	Investment portfolio at market value* Portefeuille-titres aux cours du marché*: Canadian securities Titres canadiens: Government of Canada bonds Obligations du gouvernement canadien	Provincial and municipal securities Titres des provinces et des municipalités	Corporate bonds and debentures Obligations et débentures de sociétés	Preferred and common shares Actions privilégiées ou ordinaires	Foreign securities Titres étrangers: Preferred and common shares Actions privilégiées ou ordinaires	Other Autres	Total portfolio Ensemble des titres en portefeuille: Items shown Ensemble des postes précédents	Other Autres titres	Total Total	End of period En fin de période
2,729	2	29	2	2,323	373	16	28	119	1,135	357	27	1,681	606	2,287	1974
2,801	3	31	1	2,427	340	22	44	149	1,254	500	14	1,983	703	2,686	1975
2,762	1	35		2,325	400	51	50	140	1,204	533	28	2,005	779	2,784	1976
3,019	3	52		2,527	437	67	50	161	1,129	431	30	1,868	1,182	3,050	1977
3,565	7	53		2,950	554	84	64	179	1,178	558	37	2,100	1,652	3,752	1978
4,011	3	90		3,204	714	143	51	180	1,371	738	71	2,553	1,733	4,287	1979
4,559	9	96	1	3,549	905	254	75	157	1,758	1,134	94	3,473	1,614	5,087	1980
4,962	15	97	1	3,830	1,020	209	69	134	1,741	1,331	105	3,589	1,432	5,022	1981
5,233	3	110	1	4,172	947	321	111	136	1,810	1,550	111	4,038	1,480	5,518	1982
7,295	11	137	2	5,612	1,534	494	154	195	3,259	2,309	116	6,528	1,900	8,428	1983
8,880	10	111	1	7,063	1,695	655	153	186	3,844	2,743	179	7,760	1,998	9,758	1984
12,755	27	236		10,347	2,145	953	384	362	5,902	3,909	269	11,779	2,979	14,758	1985
20,719	35	432		17,367	2,885	1,526	655	639	8,405	6,004	910	18,140	4,685	22,825	1986
27,765	51	432		23,374	3,906										1987
29,075	29	360		24,334	4,351										1988
6,938	17	118	2	5,341	1,458	443	161	222	3,084	2,218	82	6,210	1,834	8,045	1983 III
7,295	11	137	2	5,612	1,534	494	154	195	3,259	2,309	116	6,528	1,900	8,428	IV
7,959	22	150	2	6,263	1,522	554	143	188	3,315	2,388	168	6,756	2,069	8,825	1984 I
8,287	27	125	2	6,509	1,625	580	146	183	3,259	2,332	197	6,697	2,141	8,838	II
8,692	15	158	1	6,836	1,682	562	164	178	3,612	2,537	211	7,264	2,089	9,353	III
8,880	10	111	1	7,063	1,695	655	153	186	3,844	2,743	179	7,760	1,998	9,758	IV
9,834	24	181	3	7,805	1,820	690	231	232	4,458	3,065	223	8,899	2,243	11,142	1985 I
10,456	34	175	2	8,258	1,987	775	324	287	4,833	3,227	137	9,583	2,338	11,921	II
11,436	16	163	1	9,178	2,078	818	313	310	5,201	3,363	187	10,192	2,667	12,859	III
12,755	27	236		10,347	2,145	953	384	362	5,902	3,909	269	11,779	2,979	14,758	IV
14,962	45	354		12,182	2,381	1,144	420	382	6,638	4,668	538	13,791	3,617	17,408	1986 I
17,235	30	376		14,062	2,767	1,440	536	460	7,474	5,292	630	15,833	3,997	19,830	II
19,105	53	382		15,833	2,836	1,540	623	531	7,668	5,348	821	16,532	4,376	20,908	III
20,719	35	432		17,367	2,885	1,526	655	639	8,405	6,004	910	18,140	4,685	22,825	IV
24,085	78	619		19,841	3,548	2,018	863	666	10,595	6,275	454	20,871	5,737	26,607	1987 I
26,741	69	484		22,269	3,918	2,184	918	719	11,761	7,213	401	23,195	6,407	29,602	II
27,733	74	523		22,818	4,318	1,948	873	795	12,568	7,830	526	24,539	6,585	31,124	III
27,765	51	432		23,374	3,906	2,115	876	771	10,990	5,952	501	21,206	6,815	28,021	IV
28,974	49	502		24,383	4,039										1988 I
29,219	33	494		24,504	4,188										II
28,991	55	543		24,056	4,337										III
29,075	29	360		24,334	4,351										IV
29,496	72	495		24,257	4,672										1989 I
29,887	44	503		24,214	5,127										II
30,914	48	431		24,932	5,503										III

Closed-end funds: Quarterly statement of estimated assets and liabilities
Sociétés d'investissement à capital fixe : Situation trimestrielle (estimations)

Millions of dollars **En millions de dollars**

End of period **En fin de période**	Assets **Actif**														Total assets or liabilities (at cost) **Total de l'actif ou du passif (valeurs au coût d'acquisition)**
	Cash and demand deposits **Encaisse et dépôts à vue**	Investment portfolio valued at cost **Portefeuille-titres au coût d'acquisition**												Other assets **Autres éléments de l'actif**	
		Canadian securities **Titres canadiens**								Foreign securities **Titres étrangers**		Investments in subsidiary and affiliated companies **Placements dans des filiales ou des sociétés affiliées**	Total portfolio **Ensemble des titres en portefeuille**		
		Government of Canada **Gouvernement canadien**		Provincial and municipal securities **Titres des provinces et des municipalités**	Short-term paper **Papier à court terme**	Bank and other term deposits **Dépôts à terme dans des banques et d'autres institutions**	Corporate bonds and debentures **Obligations et débentures de sociétés**	Mortgages **Prêts hypothécaires**	Preferred and common shares **Actions privilégiées ou ordinaires**	Preferred and common shares **Actions privilégiées ou ordinaires**	Other **Autres**				
		Treasury bills **Bons du Trésor**	Bonds **Obligations**												
1973	7				12	18	6		356	15		258	665	6	678
1974	5		1		16	17	7		345	16		268	669	11	685
1975	3		1	6	4	28	36		351	18	1	281	725	11	739
1976	6		4	5	3	28	20		372	22		38	492	6	504
1977	4		5	3	5	27	19		368	30	2	35	494	5	503
1978	8		3	3	8	26	23		395	41	4	33	537	10	554
1979	9		7	8	9	28	16		377	61	1	29	537	12	558
1980	7	2	21	3	1	38	10	1	396	71		41	584	16	607
1981	21		10	3	4	39	10		405	86	9	50	616	15	652
1982	4	4	16		1	34	15		420	92	10	49	640	18	662
1983	4	16	15	1	14	22	210		453	140	5	109	987	33	1,024
1984	12	6	20	3	2	20	235		452	135	12	122	1,005	32	1,050
1985	31	14	18	5	1	8	240		534	165	3	114	1,104	69	1,204
1986	18	24	25	5	11	11	208	1	581	210	13	116	1,204	69	1,292
1987	30	19	27	3	14	53	290		549	173	27	203	1,357	14	1,401
1988	13	14	15	10		13	270		562	79	4	160	1,126	19	1,158
1983 II	4	132	16		4	20	54		427	101	7	115	877	23	904
III	4	16	15	2	2	22	144		440	121	4	114	881	26	911
IV	4	16	15	1	14	22	210		453	140	5	109	987	33	1,024
1984 I	9	14	15	1	12	23	212		455	138	4	109	983	37	1,028
II	7	25	19	1	10	33	217		443	128	4	110	991	40	1,038
III	9	4	18	2	11	26	230		450	139	3	112	994	39	1,042
IV	12	6	20	3	2	20	235		452	135	12	122	1,005	32	1,050
1985 I	19	10	21	2	2	26	217		483	155	6	115	1,037	32	1,088
II	13	8	23	1	2	15	223		502	155	4	163	1,096	60	1,169
III	19	17	19	5	1	18	234		511	153	11	162	1,130	63	1,212
IV	31	14	18	5	1	8	240		534	165	3	114	1,104	69	1,204
1986 I	12	16	26	2	1	6	217		520	186	14	131	1,120	80	1,212
II	27	20	26		10	11	224		526	212	16	122	1,168	81	1,276
III	37	23	23	3	13	7	208	1	548	213	19	119	1,178	81	1,296
IV	18	24	25	5	11	11	208	1	581	210	13	116	1,204	69	1,292
1987 I	31	29	27	3	11	3	206	1	586	219	25	142	1,252	62	1,345
II	46	53	26	3	11	4	227	1	586	240	19	138	1,306	54	1,406
III	16	14	26	3	14	8	244		634	240	13	170	1,366	52	1,434
IV	30	19	27	3	14	53	290		549	173	27	203	1,357	14	1,401
1988 I	24	9	28	3		50	287		583	132	7	266	1,366	10	1,400
II	15	14	24	2		63	288		585	130	7	172	1,284	12	1,311
III	17	6	21	7		75	289		594	118	6	171	1,288	15	1,320
IV	13	14	15	10		13	270		562	79	4	160	1,126	19	1,158
1989 I	15	11	16	10		16	250		609	76	2	154	1,143	23	1,181
II	12	8	13	10		24	246		723	77	2	146	1,250	12	1,274
III	11	4	13	12	17	3	218		597	78	14	272	1,228	30	1,269

*These data are no longer being collected by Statistics Canada.

***Ces données ne sont plus recueillies par Statistique Canada.**

Liabilities Passif					Shareholders' equity Avoir propre		Investment portfolio at market value* Portefeuille-titres aux cours du marché*									End of period En fin de période
							Canadian securities Titres canadiens				Foreign securities Titres étrangers		Total portfolio Ensemble des titres en portefeuille			
Bank loans Emprunts bancaires	Accounts payable Créditeurs	Long-term debt Engagements à long terme	Other liabilities Autres éléments du passif	Total Total	Share capital Capital social	Retained earnings and realized gains Bénéfices non distribués et plus-values réalisées	Government of Canada bonds Obligations du gouvernement canadien	Provincial and municipal securities Titres des provinces et des municipalités	Corporate bonds and debentures Obligations et débentures de sociétés	Preferred and common shares Actions privilégiées ou ordinaires	Preferred and common shares Actions privilégiées ou ordinaires	Other Autres	Items shown Ensemble des postes précédents	Other Autres titres	Total Total	
5	8	15	3	31	347	300			5	636	18		660	295	955	1973
6	7	14	2	30	340	315	1		5	468	14		488	296	785	1974
28	5	4	1	38	367	334	1	6	34	547	20	1	608	299	907	1975
5	7	14	1	27	224	253	4	6	21	548	28		606	76	682	1976
3	5	14	2	24	222	257	5	3	19	584	46	2	660	84	744	1977
7	9	20	1	37	301	216	3	3	23	689	66	5	788	93	881	1978
3	18	20	1	43	301	214	5	8	15	660	106	1	795	146	941	1979
2	14	16	2	34	315	258	21	3	9	779	149	9	970	190	1,160	1980
1	11	16	2	30	310	312	11	3	10	622	139	14	798	179	977	1981
3	6	16	2	27	357	279	17		15	692	167	16	907	187	1,094	1982
6	19	14	12	51	676	297	16	1	189	901	220	6	1,333	297	1,630	1983
16	13	14	3	45	699	306	21	3	235	936	222	13	1,430	272	1,703	1984
19	41	33	7	100	752	352	20	5	226	1,198	266	4	1,718	270	1,988	1985
14	38	9	3	64	831	396	26	5	262	1,403	328	14	2,038	275	2,313	1986
37	35		6	79	893	429										1987
37	6		1	44	863	251										1988
3	12	19	2	36	550	318	16		54	816	207	13	1,106	414	1,520	1983 II
4	10	18	5	37	569	305	15	2	140	862	221	8	1,248	303	1,551	III
6	19	14	12	51	676	297	16	1	189	901	220	6	1,333	297	1,630	IV
11	8	14	3	35	683	310	16	1	192	861	209	5	1,284	290	1,574	1984 I
10	6	14	3	33	702	303	19	1	196	806	200	6	1,227	315	1,543	II
13	8	14	3	38	692	312	18	2	220	858	219	4	1,321	292	1,614	III
16	13	14	3	45	699	306	21	3	235	936	222	13	1,430	272	1,703	IV
16	19	14	3	52	710	325	22	2	200	1,046	240	8	1,519	302	1,821	1985 I
24	22	14	4	65	728	376	25	1	182	1,140	237	7	1,592	335	1,926	II
18	36	30	2	86	728	398	21	5	195	1,114	225	14	1,572	361	1,933	III
19	41	33	7	100	752	352	20	5	226	1,198	266	4	1,718	270	1,988	IV
10	29	50	7	97	759	356	28	2	190	1,344	283	15	1,862	338	2,200	1986 I
11	28	52	21	111	796	369	26		190	1,361	325	16	1,918	371	2,289	II
9	23	45	3	80	796	420	24	3	197	1,340	301	19	1,884	337	2,221	III
14	38	9	3	64	831	396	26	5	262	1,403	328	14	2.037	277	2,313	IV
27	44	9	3	82	835	428	27	3	194	1,064	255	24	1,566	337	1,904	1987 I
25	48	20	6	99	853	454	31	3	246	1,524	287	17	2,108	498	2,606	II
38	48	19	11	116	849	469	24	3	248	1,397	301	12	1,985	597	2,582	III
37	35		6	79	893	429			6	750	35	27	818	255	1,073	IV
37	25		70	132	846	422										1988 I
37	12		−1	48	881	382										II
37	16			53	882	384										III
37	6		1	44	863	251										IV
37	14			51	872	258										1989 I
125	9			135	873	266										II
66	22	30	2	119	873	277										III

Selected indicators of money and credit
Indicateurs de l'évolution de la masse monétaire et du crédit

Millions of dollars En millions de dollars

Monetary aggregates Agrégats monétaires

Average of Wednesdays Moyenne mensuelle des mercredis	Currency outside banks Monnaie hors banques		M1 (Currency and demand deposits less private sector float) M1 (Monnaie et dépôts à vue moins effets du secteur privé en cours de compensation)		M2 (M1 plus personal savings deposits and non-personal notice deposits) M2 (M1 plus les dépôts d'épargne des particuliers et les dépôts à préavis autres que ceux des particuliers)		M3 (M2 plus non-personal fixed-term deposits plus foreign currency deposits of residents booked in Canada) M3 (M2 plus les dépôts à terme fixe autres que ceux des particuliers et les dépôts en monnaies étrangères comptabilisés au Canada au nom des résidents)		Currency plus total Canadian dollar privately held chartered bank deposits Monnaie plus ensemble des dépôts bancaires en dollars canadiens du public		Memo: M2+ (M2 plus deposits at trust and mortgage loan companies, and deposits and shares at caisses populaires and credit unions) other than Government of Canada deposits Pour mémoire : M2+ (M2 plus les dépôts dans les sociétés de fiducie ou de prêt hypothécaire et les dépôts et parts sociales tenus dans les caisses populaires et les credit unions) autres que les dépôts du gouvernement canadien	
	Unadjusted Données non désaisonnalisées	Seasonally adjusted Données désaisonnalisées	Unadjusted Données non désaisonnalisées	Seasonally adjusted Données désaisonnalisées	Unadjusted Données non désaisonnalisées	Seasonally adjusted Données désaisonnalisées	Unadjusted Données non désaisonnalisées	Seasonally adjusted Données désaisonnalisées	Unadjusted Données non désaisonnalisées	Seasonally adjusted Données désaisonnalisées	Unadjusted Données non désaisonnalisées	Seasonally adjusted Données désaisonnalisées
	B2001	B1604	B2033	B1627	B2031	B1630	B2030	B1628	B2029	B1626	B2037	B1633
1985 D	14,379	13,856	32,753	31,482	164,113	163,143	201,611	200,966	194,317	193,832	267,682	267,052
1986 J	13,902	14,007	30,955	30,956	163,069	163,830	203,225	203,987	195,715	196,499	267,820	269,064
F	13,663	14,009	29,620	30,592	161,582	163,536	203,311	204,928	195,704	197,202	267,347	270,000
M	13,739	14,150	29,871	30,688	162,214	164,308	206,489	207,970	198,671	200,066	269,190	271,672
A	13,861	14,157	29,382	30,029	164,139	165,583	207,559	208,591	199,352	200,355	272,542	274,059
M	14,076	14,251	30,204	30,566	167,352	166,824	205,535	205,606	197,714	197,682	276,927	276,321
J	14,322	14,306	30,891	30,838	169,017	168,323	206,089	205,303	198,307	197,660	279,938	278,606
J	14,667	14,368	31,946	31,300	171,575	170,042	208,960	207,348	200,788	199,300	283,637	281,353
A	14,658	14,488	31,656	31,446	171,702	170,876	208,825	208,308	200,921	200,351	284,389	283,268
S	14,632	14,501	32,284	31,945	173,201	172,094	210,833	209,929	202,695	201,751	286,454	285,154
O	14,680	14,632	32,757	32,320	174,831	173,654	213,238	212,487	204,991	204,253	289,406	288,015
N	14,769	14,705	32,914	32,928	176,954	177,351	215,466	215,984	207,101	207,549	293,338	293,847
D	15,455	14,822	34,640	33,154	179,886	178,763	219,699	218,832	210,928	210,282	297,637	296,844
1987 J	14,727	14,874	33,268	33,445	178,919	179,809	217,845	218,635	209,314	210,122	297,580	299,011
F	14,629	15,008	33,010	34,304	179,688	182,016	218,867	220,676	210,483	212,151	299,226	302,329
M	14,598	15,047	33,033	34,126	180,880	183,352	220,077	221,680	211,881	213,373	301,827	304,711
A	14,848	15,190	34,674	35,479	184,211	185,635	224,372	225,287	215,871	216,774	306,581	308,130
M	15,133	15,319	35,488	35,867	186,643	186,291	227,060	227,022	218,583	218,480	310,371	310,006
J	15,503	15,456	36,186	36,041	188,387	187,334	229,733	228,678	220,997	220,122	314,276	312,512
J	15,783	15,485	36,548	35,744	189,834	188,098	231,543	229,753	222,720	221,028	317,201	314,578
A	15,812	15,617	36,145	35,902	189,786	188,795	230,386	230,028	221,847	221,374	317,534	316,202
S	15,907	15,736	36,642	35,990	191,472	190,376	232,235	231,305	223,545	222,585	319,858	318,574
O	15,838	15,831	36,934	36,554	192,197	191,175	232,602	232,090	223,957	223,430	321,487	320,258
N	15,983	15,927	36,337	36,491	188,080	188,359	228,961	229,430	220,465	220,876	317,691	318,052
D	16,652	15,977	37,606	35,963	191,091	189,532	233,258	232,178	224,310	223,504	321,481	320,209
1988 J	15,976	16,132	36,237	36,458	190,154	191,183	231,936	232,756	223,451	224,296	321,402	323,008
F	15,855	16,227	35,123	36,467	190,179	192,702	231,948	233,892	223,918	225,718	322,771	326,139
M	15,901	16,323	35,548	36,516	192,620	195,296	235,057	236,785	226,959	228,559	327,611	330,734
A	16,006	16,421	35,725	36,722	194,218	195,705	237,689	238,535	229,309	230,152	330,185	331,869
M	16,311	16,510	36,653	37,186	197,331	197,077	240,824	240,783	232,530	232,415	334,232	334,048
J	16,665	16,606	37,867	37,418	200,532	199,394	245,662	244,494	237,314	236,361	340,093	338,177
J	17,043	16,764	38,973	38,232	203,136	201,272	248,847	246,927	240,884	239,034	344,786	341,908
A	17,086	16,818	38,885	38,529	204,923	203,785	252,016	251,719	243,900	243,443	347,563	346,052
S	17,060	16,946	39,103	38,508	206,823	205,592	253,397	252,377	245,292	244,249	351,217	349,802
O	17,062	17,034	38,932	38,532	207,551	206,487	252,742	252,349	244,760	244,328	353,945	352,642
N	17,281	17,150	38,426	38,324	210,139	210,346	254,437	254,860	246,280	246,654	358,726	358,976
D	17,934	17,282	40,177	38,566	213,411	211,645	257,624	256,320	249,406	248,431	363,764	362,263
1989 J	17,235	17,399	38,677	39,129	213,022	214,282	257,583	258,483	249,367	250,301	364,493	366,393
F	17,011	17,395	37,942	39,185	214,058	216,919	258,696	260,879	250,681	252,709	367,704	371,542
M	17,078	17,561	38,129	39,161	217,060	220,108	263,287	265,232	255,300	257,101	373,418	376,982
A	17,141	17,568	37,961	39,029	219,297	220,928	264,800	265,675	256,812	257,692	377,504R	379,410R
M	17,564	17,698	39,154	39,485	223,379	223,170	269,029	268,981	260,967	260,835	383,242R	383,189R
J	17,807	17,791	39,316	38,995	226,245	224,922	271,770	270,455	263,790	262,722	388,038R	385,842R
J	18,217	17,896	39,916	39,150	229,122	227,024	273,936	271,824	265,719	263,667	392,411ER	389,128ER
A	18,221	17,948	40,072	39,632	231,273	229,958	277,174	276,899	268,760	268,292	395,754ER	394,010ER
S	18,210	18,087	40,068	39,440	233,752	232,345	278,979	277,853	270,325	269,182	399,367ER	397,762ER
O	18,207R	18,194	40,543	40,301R	235,627	234,413	280,583R	280,238R	271,825R	271,425R	402,623ER	401,129ER
N	18,421R	18,309R	39,403R	39,281R	239,648R	239,860R	285,091R	285,511R	276,249R	276,620R	408,375ER	408,599ER
D	19,092	18,401	41,358	39,700	244,280	242,296	290,514	288,981	281,364	280,220	N	N

Credit measures **Mesures du crédit**

Short-term business credit **Crédit à court terme aux entreprises**		Other business credit **Autres crédits aux entreprises**	Total business credit **Ensemble des crédits aux entreprises**		Consumer credit **Crédit à la consommation**		Residential mortgage credit **Crédit hypothécaire à l'habitation**		Total household credit **Ensemble des crédits aux ménages**		Total business and household credit **Ensemble des crédits aux entreprises et aux ménages**		Average of Wednesdays **Moyenne mensuelle des mercredis**	
Unadjusted **Données non désaisonnalisées**	Seasonally adjusted **Données désaisonnalisées**	Unadjusted **Données non désaisonnalisées**	Unadjusted **Données non désaisonnalisées**	Seasonally adjusted **Données désaisonnalisées**	Unadjusted **Données non désaisonnalisées**	Seasonally adjusted **Données désaisonnalisées**	Unadjusted **Données non désaisonnalisées**	Seasonally adjusted **Données désaisonnalisées**	Unadjusted **Données non désaisonnalisées**	Seasonally adjusted **Données désaisonnalisées**	Unadjusted **Données non désaisonnalisées**	Seasonally adjusted **Données désaisonnalisées**		
B156	B171	B155	B154	B169	B153	B168	B152	B167	B151	B166	B150	B165		
148,526	149,818	120,373	268,899	270,191	50,452	50,146	88,231	87,916	138,683	138,062	407,582	408,253	1985	D
148,848	150,684	121,252R	270,100R	271,936R	50,844	50,561	89,026	88,998	139,870	139,558	409,970R	411,494R	1986	J
149,376	150,520	122,142R	271,518R	272,662R	50,872	51,119	89,911	90,135	140,783	141,254	412,301R	413,916R		F
152,633	151,641	123,102R	275,734R	274,743R	51,022	51,475	90,881	91,269	141,904	142,745	417,638R	417,488R		M
154,817	153,332	123,752R	278,568R	277,084R	51,335	51,748	91,659	92,195	142,994	143,944	421,562R	421,027R		A
153,931	153,212	124,606R	278,536R	277,818R	51,844	51,953	92,389	93,121	144,234	145,074	422,770R	422,892R		M
154,274	153,909	126,008R	280,282R	279,918R	52,639	52,450	93,890	94,190	146,528	146,641	426,810R	426,558R		J
154,931	153,948	127,488R	282,418R	281,435R	53,757	53,625	96,021	95,794	149,778	149,418	432,197R	430,854R		J
153,175	153,170	128,699R	281,873R	281,869R	54,240	54,207	97,812	97,410	152,052	151,617	433,925R	433,486R		A
153,702	154,049	129,591R	283,293R	283,639R	54,872	54,734	99,229	98,707	154,102	153,441	437,395R	437,080R		S
154,806	154,815	130,921R	285,727R	285,736R	55,776	55,646	100,405	99,937	156,180	155,582	441,907R	441,319R		O
154,031	154,169	132,269R	286,300R	286,438R	55,731	55,675	101,931	101,497	157,663	157,172	443,963R	443,611R		N
154,597	155,685	133,602R	288,199R	289,288R	56,539	56,181	103,548	103,090	160,087	159,270	448,286R	448,558R		D
153,390	155,157	134,856R	288,247R	290,013R	57,195	56,894	104,607	104,527	161,801	161,421	450,048R	451,434R	1987	J
154,045	155,218	135,793R	289,838R	291,011R	57,193	57,492	105,215	105,484	162,409	162,976	452,247R	453,987R		F
156,467	155,486	137,126R	293,594R	292,612R	57,654	58,178	106,133	106,689	163,787	164,867	457,380R	457,479R		M
156,491	154,891	138,832R	295,323R	293,724R	58,512	58,993	107,534	108,312	166,046	167,304	461,369R	461,028R		A
157,452	156,665	140,672R	298,124R	297,837R	59,605	59,740	109,567	110,589	169,172	170,329	467,296R	467,666R		M
159,035	158,568	142,278R	301,314R	300,846R	60,391	60,195	112,290	112,739	172,681	172,934	473,995R	473,781R		J
159,758	158,955	144,066R	303,823R	303,021R	61,157	60,973	115,022	114,739	176,179	175,712	480,003R	478,733R		J
159,672	159,893	145,795R	305,467R	305,688R	61,604	61,560	116,733	116,188	178,337	177,748	483,804R	483,435R		A
160,406	160,822	147,389R	307,795R	308,211R	62,523	62,355	118,547	117,851	181,070	180,206	488,866R	488,417R		S
161,776	161,903	148,595R	310,371R	310,498R	63,476	63,300	120,380	119,716	183,856	183,016	494,227R	493,514R		O
164,694	164,758	148,986R	313,679R	313,744R	64,185	64,094	121,907	121,271	186,091	185,364	499,771R	499,109R		N
165,782	166,706	149,084R	314,865R	315,789R	65,234	64,841	123,635	123,007	188,868	187,848	503,753R	503,637R		D
166,333	168,155	149,079R	315,412R	317,234R	65,805	65,483	124,822	124,691	190,627	190,173	506,039R	507,407R	1988	J
168,871	170,119	149,655R	318,526R	319,774R	65,729	66,109	126,171	126,511	191,900	192,620	510,426R	512,394R		F
172,377	171,348	150,088R	322,465R	321,436R	66,575	67,206	127,069	127,831	193,644	195,038	516,109R	516,474R		M
175,225	173,403	150,032R	325,257R	323,434R	67,623	68,167	128,331	129,398	195,954	197,565	521,211R	520,999R		A
175,917	175,051	150,395R	326,312R	325,446R	68,829	68,979	129,966	131,304	198,795	200,282	525,107R	525,728R		M
176,988	176,379	150,889R	327,877R	327,268R	70,227	70,007	132,487	133,083	202,713	203,091	530,590R	530,359R		J
178,363	177,654	151,707R	330,070R	329,361R	71,013	70,769	135,406	135,045	206,419	205,814	536,489R	535,175R		J
179,929	180,292	152,597R	332,526R	332,888R	71,782	71,718	137,764	137,072	209,546	208,790	542,072R	541,678R		A
182,297	182,803	153,291R	335,588R	336,094R	72,868	72,656	140,048	139,177	212,916	211,833	548,504R	547,927R		S
183,815	184,075	154,371R	338,185R	338,446R	73,509	73,283	142,269	141,389	215,778	214,672	553,964R	553,117R		O
186,423	186,384	154,845R	341,268R	341,229R	73,796	73,681	144,281	143,433	218,077	217,114	559,345R	558,343R		N
186,532	187,386	155,035R	341,567R	342,422R	74,731	74,313	146,493	145,715	221,224	220,028	562,791R	562,449R		D
188,520	190,531	155,357R	343,877R	345,888R	75,289	74,936	148,089	147,928	223,379	222,864	567,255R	568,752R	1989	J
190,961	192,352	155,484R	346,446R	347,837R	75,055	75,518	149,786	150,204	224,840	225,722	571,286R	573,558R		F
195,281	194,163	156,789R	352,070R	350,952R	75,694	76,430	151,527	152,505	227,221	228,936	579,291R	579,887R		M
196,940	194,912	158,582R	355,521R	353,493R	76,295R	76,890R	153,688R	155,053R	229,983R	231,942R	585,505R	585,436R		A
200,938	199,959	159,731R	360,669R	359,690R	77,366R	77,526R	155,977R	157,659R	233,344R	235,185R	594,013R	594,874R		M
201,122	200,373	161,619R	362,741R	361,991R	78,707R	78,462R	157,997R	158,733R	236,705R	237,195R	599,446R	599,187R		J
202,769R	202,079R	163,371R	366,170R	365,450R	79,634R	79,350R	160,380R	159,921R	240,014R	239,270R	606,184R	604,720R		J
203,185R	203,638R	164,820R	368,005R	368,457R	80,193R	80,116R	162,614R	161,761R	242,806R	241,877R	610,811R	610,335R		A
204,530R	205,103R	166,472R	371,002R	371,576R	81,249R	80,999R	165,035R	163,989R	246,284R	244,989R	617,286R	616,564R		S
207,790R	208,162R	167,590R	375,380R	375,752R	81,943	81,689	167,183	166,102	249,126	247,791	624,506	623,543		O
206,833R	206,710R	169,075R	375,908R	375,785R	N	N	N	N	N	N	N	N		N
205,588	206,455	171,297	376,886	377,752	N	N	N	N	N	N	N	N		D

Consumer credit: Outstanding balances of selected holders*

Encours du crédit à la consommation consenti par les principaux prêteurs*

Millions of dollars En millions de dollars

Average of Wednesdays or average of month-ends Moyenne mensuelle des mercredis ou moyenne de fins de mois	Not seasonally adjusted Données non désaisonnalisées									Seasonally adjusted Données désaisonnalisées								
	Chartered bank total personal loans Ensemble des prêts bancaires personnels	Sales finance and consumer loan companies Sociétés de financement ou de prêt à la consommation	Life insurance company policy loans Compagnies d'assurance-vie (prêts sur polices)	Quebec savings banks (unsecured personal loans) Banques d'épargne du Québec (prêts personnels non garantis)	Department stores Grands magasins	Trust and mortgage loan companies Sociétés de fiducie ou de prêt hypothécaire	Total of foregoing Ensemble des postes précédents	Credit unions and caisses populaires Caisses populaires et credit unions	Total Total	Chartered bank total personal loans Ensemble des prêts bancaires personnels	Sales finance and consumer loan companies Sociétés de financement ou de prêt à la consommation	Life insurance company policy loans Compagnies d'assurance-vie (prêts sur polices)	Quebec savings banks (unsecured personal loans) Banques d'épargne du Québec (prêts personnels non garantis)	Department stores Grands magasins	Trust and mortgage loan companies Sociétés de fiducie ou de prêt hypothécaire	Total of foregoing Ensemble des postes précédents	Credit unions and caisses populaires Caisses populaires et credit unions	Total Total
	B118	B119	B120	B121	B122	B123	B124	B125	B126	B127	B128	B129	B130	B131	B132	B133	B134	B135
1978	22,475	3,068	1,438	103	1,444	640	29,168	5,490	34,658	22,504	3,110	1,440	105	1,329	650	29,138	5,509	34,647
1979	26,112	2,902	1,634	141	1,530	942	33,262	6,218	39,480	26,150	2,948	1,637	143	1,408	955	33,241	6,239	39,481
1980	29,677	2,734	1,940	169	1,574	1,485	37,579	6,391	43,970	29,713	2,780	1,943	172	1,450	1,502	37,559	6,413	43,972
1981	31,580	3,067	2,494	156	1,705	1,790	40,792	5,863	46,655	31,591	3,115	2,497	159	1,571	1,807	40,740	5,884	46,623
1982	30,901	2,409	2,696	131	1,685	1,888	39,710	5,704	45,414	30,871	2,441	2,698	133	1,551	1,904	39,598	5,723	45,321
1983	31,621	2,288	2,681	197	1,795	2,219	40,801	6,255	47,056	31,548	2,307	2,682	200	1,651	2,234	40,623	6,278	46,901
1984	34,409	2,516	2,661	196	2,022	2,469	44,274	6,777	51,051	34,293	2,526	2,661	198	1,858	2,486	44,022	6,802	50,824
1985	38,746	3,160	2,664	231	2,267	3,384	50,452	7,736	58,188	38,591	3,158	2,665	233	2,079	3,406	50,131	7,772	57,903
1986	42,370	4,307	2,659	296	2,302	4,605	56,539	8,276	64,815	42,196	4,290	2,660	298	2,106	4,635	56,185	8,312	64,497
1987	49,122	5,291	2,665		2,523	5,633	65,234	9,206	74,440	48,944	5,256	2,667		2,304	5,671	64,843	9,253	74,096
1988	56,040	6,087	2,732		2,843	7,029	74,731	10,209	84,940	55,864	6,040	2,734		2,594	7,083	74,315	10,259	84,575
1986 O	42,173	4,198	2,659	300	2,105	4,340	55,776			41,967	4,132	2,659	296	2,154	4,398	55,605		
N	41,893	4,268	2,659	300	2,107	4,504	55,731			41,864	4,220	2,659	296	2,091	4,518	55,647		
D	42,370	4,307	2,659	296	2,302	4,605	56,539	8,276	64,815	42,196	4,290	2,660	298	2,106	4,635	56,185	8,312	64,497
1987 J	42,814	4,347	2,658	295	2,412	4,668	57,195			42,667	4,364	2,662	306	2,183	4,766	56,948		
F	42,860	4,350	2,658	299	2,249	4,778	57,193			43,158	4,419	2,661	317	2,176	4,830	57,560		
M	43,186	4,367	2,660	316	2,170	4,955	57,654	8,544	66,198	43,635	4,449	2,660	329	2,174	4,930	58,178	8,648	66,826
A	43,845	4,421	2,661	332	2,159	5,094	58,512			44,262	4,498	2,660	339	2,186	5,030	58,975		
M	44,721	4,510	2,661	350	2,156	5,207	59,605			44,906	4,551	2,660	348	2,198	5,128	59,790		
J	45,272	4,643	2,662	371	2,133	5,311	60,391	8,838	69,229	45,131	4,642	2,660	357	2,206	5,229	60,223	8,782	69,006
J	45,867	4,805	2,662	374	2,109	5,340	61,157			45,660	4,767	2,661	362	2,221	5,268	60,939		
A	46,172	4,942	2,663	375	2,107	5,344	61,604			46,007	4,898	2,661	365	2,240	5,339	61,510		
S	47,278	5,047	2,663		2,158	5,377	62,523	9,190	71,713	46,961	4,982	2,662		2,259	5,433	62,298	9,092	71,389
O	47,913	5,132	2,664		2,222	5,545	63,476			47,646	5,048	2,663		2,269	5,602	63,229		
N	48,342	5,176	2,665		2,312	5,689	64,185			48,310	5,112	2,665		2,291	5,685	64,063		
D	49,122	5,291	2,665		2,523	5,633	65,234	9,206	74,440	48,944	5,256	2,667		2,304	5,671	64,843	9,253	74,096
1988 J	49,606	5,360	2,668		2,561	5,610	65,805			49,465	5,378	2,672		2,315	5,735	65,565		
F	49,452	5,393	2,674		2,410	5,801	65,729			49,819	5,474	2,677		2,331	5,888	66,188		
M	50,103	5,462	2,680		2,341	5,990	66,575	9,320	75,895	50,649	5,569	2,680		2,345	5,976	67,220	9,435	76,654
A	50,882	5,530	2,686		2,331	6,195	67,623			51,354	5,634	2,685		2,361	6,124	68,158		
M	51,741	5,675	2,691		2,329	6,393	68,829			51,948	5,732	2,690		2,376	6,296	69,043		
J	52,916	5,842	2,697		2,309	6,463	70,227	9,810	80,037	52,749	5,844	2,695		2,393	6,360	70,042	9,752	79,794
J	53,521	5,966	2,703		2,289	6,534	71,013			53,254	5,922	2,701		2,416	6,445	70,738		
A	54,154	6,030	2,709		2,287	6,602	71,782			53,940	5,978	2,707		2,434	6,593	71,651		
S	54,957	6,084	2,714		2,404	6,708	72,868	9,967	82,835	54,569	6,004	2,713		2,514	6,766	72,566	9,854	82,420
O	55,324	6,094	2,720		2,543	6,828	73,509			54,995	5,991	2,719		2,593	6,882	73,181		
N	55,421	6,081	2,726		2,656	6,911	73,796			55,398	6,003	2,726		2,629	6,887	73,644		
D	56,040	6,087	2,732		2,843	7,029	74,731	10,209	84,940	55,864	6,040	2,734		2,594	7,083	74,315	10,259	84,575
1989 J	56,377	6,174	2,735		2,879	7,124	75,289			56,237	6,192	2,739		2,602	7,291	75,060		
F	56,190	6,221	2,740		2,731	7,173	75,055			56,625	6,313	2,743		2,640	7,297	75,618		
M	56,776	6,243	2,753		2,658	7,264	75,694	10,423	86,117	57,414	6,369	2,754		2,663	7,261	76,460	10,556	87,016
A	57,006	6,450	2,759		2,653	7,427R	76,295R			57,520	6,577	2,757		2,688	7,346R	76,888R		
M	57,656	6,745	2,761		2,632	7,573R	77,366R			57,878	6,817	2,759		2,687	7,457R	77,598R		
J	58,629	7,019	2,770		2,670	7,620R	78,707R	10,598	89,305R	58,437	7,023	2,768		2,770	7,496R	78,493R	10,537	89,031R
J	59,263	7,189	2,779		2,699	7,704R	79,634R			58,958	7,138	2,777		2,851	7,599R	79,323R		
A	59,632	7,241	2,786		2,672	7,862R	80,193R			59,390	7,178	2,784		2,845	7,851R	80,049R		
S	60,433	7,286	2,792		2,722	8,015R	81,249R			59,990	7,189	2,791		2,846	8,077R	80,893R		
O	60,835	7,363	2,799		2,817	8,129	81,943			60,470	7,237	2,797		2,871	8,186	81,561		

*Data for consumer credit balances are now shown on an average-of-month-ends basis where applicable.

*À partir de maintenant, les données de l'encours du crédit à la consommation sont des moyennes de fins de mois lorsqu'il y a lieu.

Residential mortgage credit: Outstanding balances of major private institutional lenders

Crédit hypothécaire à l'habitation : Encours des principales catégories d'institutions prêteuses du secteur privé

Millions of dollars En millions de dollars

Average of Wednesdays or average of month-ends Moyenne mensuelle des mercredis ou moyenne de fins de mois	Chartered banks Banques à charte		Trust and mortgage loan companies Sociétés de fiducie ou de prêt hypothécaire		Life insurance companies Compagnies d'assurance-vie		Sales finance and consumer loan companies Sociétés de financement ou de prêt à la consommation	Quebec savings banks Banques d'épargne du Québec	Total of foregoing Ensemble des postes précédents		Credit unions and caisses populaires Caisses populaires et credit unions		Pension funds Caisses de retraite	Other financial institutions Autres institutions financières	Total Total	
	Unadjusted Données non désaisonnalisées	Seasonally adjusted Données désaisonnalisées	Unadjusted Données non désaisonnalisées	Seasonally adjusted Données désaisonnalisées	Unadjusted Données non désaisonnalisées	Seasonally adjusted Données désaisonnalisées	Unadjusted Données non désaisonnalisées	Unadjusted Données non désaisonnalisées	Unadjusted Données non désaisonnalisées	Seasonally adjusted Données désaisonnalisées	Unadjusted Données non désaisonnalisées	Seasonally adjusted Données désaisonnalisées	Unadjusted Données non désaisonnalisées	Unadjusted Données non désaisonnalisées	Unadjusted Données non désaisonnalisées	Seasonally adjusted Donoées désaisonnalisées
	B972	B982	B973	B983	B974	B984	B985	B986	B971	B981	B977	B987	B988	B989	B970	B980
1977	14,745	14,615	18,683	18,604	6,334	6,310	851	671	41,284	41,051	7,809	7,776	4,823	1,771	55,687	55,421
1978	18,438	18,282	21,590	21,502	7,086	7,064	903	756	48,772	48,506	9,888	9,842	5,758	2,206	66,624	66,312
1979	22,748	22,579	25,016	24,922	7,815	7,796	997	874	57,450	57,167	11,600	11,545	6,312	2,329	77,691	77,353
1980	25,762	25,614	26,896	26,811	8,443	8,427	1,045	892	63,037	62,789	12,726	12,676	6,786	2,340	84,889	84,591
1981	28,476	28,361	27,492	27,419	8,939	8,929	858	899	66,664	66,466	12,360	12,321	7,308	2,056	88,388	88,151
1982	28,843	28,751	27,878	27,809	9,347	9,342	857	808	67,732	67,566	12,440	12,410	7,519	1,628	89,319	89,123
1983	31,763	31,663	29,945	29,865	10,152	10,149	726	797	73,383	73,200	14,941	14,903	7,496	1,647	97,467	97,246
1984	34,867	34,731	32,097	32,009	10,186	10,180	662	815	78,626	78,397	16,852	16,807	7,162	1,661	104,301	104,026
1985	40,562	40,353	35,717	35,609	10,513	10,500	529	911	88,231	87,901	18,467	18,399	7,000	1,665	115,363	114,965
1986	49,322	49,010	41,268	41,145	11,337	11,309	514	1,108	103,548	103,086	20,962	20,871	7,128	2,206	133,844	133,291
1987	62,060	61,618	48,880	48,730	12,081	12,037	614		123,635	122,999	24,509	24,387	7,456	3,181	158,781	158,023
1988	75,218	74,658	57,340	57,175	13,164	13,106	772		146,493	145,710	26,896	26,761	7,982	3,279	184,650	183,732
1986 O	47,616	47,254	40,022	39,934	11,182	11,183	506	1,080	100,405	99,957						
N	48,709	48,431	40,409	40,286	11,213	11,234	508	1,094	101,931	101,552						
D	49,322	49,010	41,268	41,145	11,337	11,309	514	1,108	103,548	103,086	20,962	20,871	7,128	2,206	133,844	133,291
1987 J	49,619	49,546	41,928	41,912	11,411	11,402	519	1,130	104,607	104,508						
F	49,968	50,068	42,111	42,250	11,460	11,456	524	1,153	105,215	105,450						
M	50,370	50,783	42,498	42,710	11,563	11,522	527	1,174	106,133	106,716	21,538	21,757	7,165	2,598	137,434	138,236
A	51,123	51,685	43,133	43,372	11,556	11,570	531	1,193	107,534	108,350						
M	52,229	52,875	44,031	44,307	11,552	11,629	536	1,219	109,567	110,567						
J	53,648	54,048	45,114	45,182	11,716	11,719	543	1,269	112,290	112,762	22,690	22,703	7,233	2,919	145,132	145,616
J	55,360	55,189	46,049	45,910	11,748	11,752	550	1,315	115,022	114,717						
A	56,434	56,084	46,701	46,451	11,705	11,716	557	1,337	116,733	116,145						
S	58,966	58,464	47,242	47,010	11,771	11,745	568		118,547	117,788	23,761	23,623	7,321	3,147	152,776	151,878
O	60,160	59,628	47,758	47,622	11,880	11,881	583		120,380	119,714						
N	60,988	60,568	48,347	48,173	11,972	11,982	600		121,907	121,324						
D	62,060	61,618	48,880	48,730	12,081	12,037	614		123,635	122,999	24,509	24,387	7,456	3,181	158,781	158,023
1988 J	62,693	62,562	49,311	49,312	12,193	12,171	625		124,822	124,669						
F	63,592	63,719	49,653	49,849	12,290	12,278	637		126,171	126,483						
M	63,911	64,496	50,075	50,371	12,432	12,381	650		126,069	127,898	24,889	25,139	7,717	3,231	162,906	163,985
A	64,712	65,511	50,664	50,997	12,293	12,311	663		128,331	129,482						
M	65,687	66,596	51,454	51,801	12,151	12,245	675		129,966	131,318						
J	67,171	67,718	52,341	52,410	12,286	12,298	689		132,487	133,115	25,966	25,996	7,741	3,299	169,493	170,151
J	69,135	68,910	53,277	53,093	12,292	12,305	703		135,406	135,011						
A	70,474	70,008	54,277	53,954	12,297	12,314	717		137,764	136,992						
S	71,728	71,084	55,158	54,853	12,430	12,412	732		140,048	139,082	26,483	26,322	7,815	3,297	177,643	176,516
O	72,956	72,254	55,837	56,642	12,728	12,728	749		142,269	141,373						
N	73,967	73,399	56,523	56,295	13,028	13,027	763		144,281	143,484						
D	75,218	74,658	57,340	57,175	13,164	13,106	772		146,493	145,710	26,896	26,761	7,982	3,279	184,650	183,732
1989 J	75,711	75,536	58,362	58,382	13,235	13,203	781		148,089	147,901						
F	76,361	76,519	59,345	59,601	13,287	13,269	793		149,786	150,183						
M	77,208	77,956	60,107	60,494	13,404	13,346	808		151,527	152,605	27,144	27,415	8,005	3,247	189,923	191,272
A	78,436	79,457	60,950R	61,385R	13,477	13,501	826		153,688R	155,168R						
M	79,726	80,886	61,873R	62,302R	13,537	13,651	841		155,977R	157,679R						
J	80,734	81,413	62,773R	62,843R	13,637	13,657	853		157,997R	158,766R	27,792	27,833	8,052	3,187	197,028R	197,838R
J	82,048	81,759	63,782R	63,549R	13,684R	13,702R	867		160,380R	159,877R						
A	83,289	82,714	64,685R	64,281R	13,760R	13,781R	880		162,614R	161,657R						
S	84,758	83,984	65,414R	65,037R	13,973R	13,957R	890		165,035R	163,868R			8,143	3,146		
O	85,812	84,965	66,241	65,996	14,230	14,228	900		167,183	166,089						

Selected Canadian and international interest rates, including bond yields and interest arbitrage

Statistiques diverses sur le loyer de l'argent au Canada et à l'étranger, y compris le taux de rendement des obligations

Per cent per annum Taux annuel

Wednesday Le mercredi	Bank Rate Taux officiel d'escompte	Government of Canada securities Titres du gouvernement canadien: Treasury bills at Thursday tender following the Wednesday indicated Bons du Trésor à l'adjudication du jeudi suivant le mercredi indiqué		Average bond yields Rendement moyen des obligations				Other bond yield averages (Scotia McLeod) Rendement moyen d'autres types d'obligations (Scotia McLeod)			Overnight money market financing Taux des avances à un jour	Prime corporate paper Papier de premier choix des sociétés		Bankers' acceptances 30-day Acceptations bancaires à 30 jours	Chartered bank deposit rates Taux des dépôts bancaires: Canadian dollar Dépôts en dollars canadiens			5-year personal fixed term Dépôts à 5 ans des particuliers
		3 months 3 mois	6 months 6 mois	1-3 years 1 à 3 ans	3-5 years 3 à 5 ans	5-10 years 5 à 10 ans	Over 10 years Plus de 10 ans	Provincials, weighted long-term Provinces, moyenne pondérée (long terme)	Corporates Sociétés: Weighted long-term Moyenne pondérée (long terme)	Weighted mid-term Moyenne pondérée (moyen terme)		30 day À 30 jours	90 day À 90 jours		Deposit receipts Bons de caisse: 30-day À 30 jours	90-day À 90 jours	Non-chequable savings deposits Dépôts d'épargne non transférables par chèques	
M/M W/S	B14006 B113854	B14007 B113851	B14008 B113852	B14009 B113864	B14010 B113865	B14011 B113866	B14013 B113867	B14047 B113868	B14048 B113869	B14049 B113870	B14044 B113862	B14039 B113857	B14017 B113858	B14033 B113859	B14042 B113860	B14043 B113861	B14019 B113874	B14045 B113873
1987 D 30	8.66	8.41	9.01	9.69	9.95	10.04	10.34	11.07	11.13	10.87	8.50	8.70	8.90	8.62	7.61	8.40	4.75	7.25
1988 J 27	8.63	8.37	8.57	9.04	9.23	9.32	9.74	10.45	10.56	10.23	8.60	8.65	8.65	8.59	7.06	8.50	4.75	7.25
F 24	8.58	8.32	8.49	8.83	9.03	9.12	9.61	10.36	10.45	10.11	8.34	8.50	8.55	8.44	7.41	8.45	4.75	7.25
M 30	8.78	8.53	8.81	8.99	9.31	9.50	10.13	10.79	10.76	10.36	8.46	8.55	8.65	8.52	8.06	8.60	4.75	7.25
A 27	9.06	8.87	9.21	9.32	9.56	9.73	10.36	11.00	11.03	10.66	8.45	8.75	9.00	8.69	7.83	8.91	5.25	7.75
M 25	9.12	8.92	9.23	9.46	9.61	9.78	10.38	10.98	11.01	10.69	8.72	8.90	9.10	8.86	8.54	8.99	5.25	7.75
J 29	9.44	9.19	9.55	9.49	9.63	9.58	10.13	10.77	10.82	10.54	8.79	9.10	9.30	9.06	8.38	9.25	5.50	7.75
J 27	9.53	9.29	9.73	9.67	9.92	9.86	10.42	11.04	11.05	10.80	9.01	9.30	9.50	9.26	8.04	9.36	5.50	7.75
A 31	10.03	9.98	10.49	10.38	10.40	10.25	10.65	11.26	11.34	11.19	9.49	9.85	10.15	9.78	9.36	9.75	6.00	8.25
S 28	10.54	10.33	10.54	10.17	10.14	10.07	10.46	11.01	11.16	11.03	9.99	10.30	10.50	10.24	8.97	10.37	6.50	8.25
O 26	10.51	10.29	10.46	9.80	9.78	9.74	10.13	10.69	10.82	10.63	10.27	10.30	10.40	10.24	10.09	10.37	6.50	8.50
N 30	10.84	10.76	11.03	10.36	10.25	10.04	10.32	10.87	11.03	10.96	10.10	10.55	11.00	10.52	9.19	10.92	6.50	8.50
D 28	11.17	10.94	11.40	10.58	10.40	10.17	10.36	10.92	11.13	11.12	10.35	10.70	11.10	10.63	10.30	11.01	7.00	9.00
1989 J 25	11.54	11.18	11.47	10.58	10.30	10.05	10.18	10.75	10.96	10.97	10.60	11.00	11.40	10.93	10.35	11.34	7.00	9.00
F 22	11.70	11.61	12.04	11.30	10.82	10.48	10.55	11.03	11.26	11.34	11.02	11.30	11.70	11.28	10.01	11.60	7.50	9.50
M 29	12.40	12.14	12.58	11.60	11.04	10.55	10.49	11.06	11.28	11.50	11.54	11.90	12.35	11.81	11.35	11.71	8.25	10.25
A 26	12.61	12.37	12.31	11.01	10.47	10.14	10.19	10.73	10.94	11.04	12.32	12.45	12.55	12.41	12.33	12.50	8.25	10.25
M 31	12.40	12.17	11.87	10.61	10.06	9.69	9.85	10.36	10.66	10.63	12.53	12.52	12.42	12.47	11.54	12.35	8.25	10.25
J 28	12.31	12.08	11.82	10.19	9.67	9.36	9.60	10.14	10.48	10.34	12.09	12.30	12.25	12.27	11.61	12.12	8.25	10.25
J 26	12.32	12.11	11.89	10.05	9.59	9.32	9.62	10.17	10.53	10.36	12.38	12.35	12.25	12.29	12.14	12.17	8.25	9.50
A 30	12.40	12.16	12.06	10.63	9.90	9.52	9.62	10.20	10.58	10.60	12.17	12.33	12.30	12.30	11.64	12.27	8.25	9.50
S 27	12.47	12.23	12.23	10.52	10.16	9.83	9.91	10.54	10.88	10.86	11.95	12.28	12.32	12.24	11.33	12.26	8.25	9.50
O 25	12.43	12.17	11.96	10.24	9.88	9.46	9.54	10.15	10.54	10.51	12.11	12.32	12.31	12.29	11.41	12.26	8.25	9.50
N 29	12.47	12.21	12.14	10.99	10.36	9.83	9.80	10.41	10.82	10.90	12.17	12.34	12.34	12.31	11.47	12.28	8.25	9.50
D 27	12.47	12.22	12.04	10.84	10.19	9.68	9.69	10.32	10.75	10.75	12.06	12.40	12.35	12.34	11.03	12.25	8.25	9.50
1989 S 6	12.41	12.12	11.95	10.42	9.87	9.50	9.58	10.17	10.57	10.55	12.11	12.30	12.28	12.27	11.85	12.05	8.25	9.50
13	12.37	12.22	12.14	10.46	9.94	9.57	9.66	10.27	10.61	10.60	12.35	12.40	12.36	12.36	11.61	12.59	8.25	9.50
20	12.47	12.22	12.19	10.45	9.92	9.57	9.70	10.36	10.67	10.64	12.18	12.37	12.35	12.31	10.93	12.24	8.25	9.50
27	12.47	12.23	12.23	10.52	10.16	9.83	9.91	10.54	10.88	10.86	11.95	12.28	12.32	12.24	11.33	12.26	8.25	9.50
O 4	12.48	12.23	12.30	10.50	10.17	9.74	9.86	10.46	10.82	10.75	12.21	12.37	12.35	12.30	12.03	12.30	8.25	9.50
11	12.48	12.21	12.19	10.51	10.17	9.70	9.75	10.36	10.73	10.69	12.08	12.34	12.33	12.31	11.60	12.25	8.25	9.50
18	12.46	12.18	12.11	10.40	10.04	9.59	9.65	10.26	10.64	10.61	12.13	12.35	12.33	12.30	11.63	12.24	8.25	9.50
25	12.43	12.17	11.96	10.24	9.88	9.46	9.54	10.15	10.54	10.51	12.11	12.32	12.31	12.29	11.41	12.26	8.25	9.50
N 1	12.42	12.22	12.09	10.37	9.91	9.50	9.56	10.18	10.53	10.54	12.32	12.42	12.36	12.36	11.75	12.15	8.25	9.50
8	12.47	12.24	12.16	10.48	9.95	9.48	9.56	10.18	10.53	10.54	12.24	12.35	12.34	12.31	12.18	12.26	8.25	9.50
15	12.49	12.24	12.15	10.67	9.96	9.49	9.55	10.18	10.55	10.55	12.31	12.40	12.39	12.35	11.04	12.24	8.25	9.50
22	12.49	12.22	12.18	10.83	10.14	9.64	9.67	10.28	10.70	10.73	11.97	12.33	12.33	12.28	11.13	12.00	8.25	9.50
29	12.47	12.21	12.14	10.99	10.36	9.83	9.80	10.41	10.82	10.90	12.17	12.34	12.34	12.31	11.47	12.28	8.25	9.50
D 6	12.46	12.20	12.04	10.84	10.33	9.81	9.77	10.41	10.80	10.88	12.29	12.40	12.35	12.36	11.58R	12.19	8.25	9.50
13	12.45	12.19	11.81	10.74	10.16	9.68	9.70	10.32	10.73	10.79	12.32	12.40	12.33	12.37	12.21	12.26	8.25	9.50
20	12.44	12.22	12.01	10.67	10.02	9.56	9.59	10.23	10.64	10.66	12.46	12.40	12.37	12.37	12.24	12.25	8.25	9.50
27	12.47	12.22	12.04	10.84	10.19	9.68	9.69	10.32	10.75	10.75	12.06	12.40	12.35	12.34	11.03	12.25	8.25	9.50
1990 J 3	12.47	12.19	11.98	10.89	10.27	9.77	9.77	10.42	10.82	10.91	11.53	12.28	12.32	12.26	11.83	12.19	8.25	9.50

Chartered banks' rate on prime business loans Taux de base appliqué par les banques aux prêts aux entreprises	Trust company guaranteed investment certificates, 5 years Certificats de placement garantis à 5 ans des sociétés de fiducie	Chartered bank typical mortgage rate Taux des prêts hypothécaires des banques (taux représentatifs) 1 year À 1 an	5 year À 5 ans	United States États-Unis F.R. Bank of New York discount rate (effective date in brackets) Taux d'escompte de la Banque Fédérale de Réserve de New York (date d'entrée en vigueur entre parenthèses)	Federal funds rate Taux des «federal funds»	Treasury bills at Monday tender 3 month (adjusted) Bons du Trésor à 3 mois à l'adjudication du lundi (taux corrigés)	Government 5 year bond yield (constant maturity) Taux de rendement des obligations à 5 ans du gouvernement fédéral (échéance constante)	Corporate bonds industrial average (Moody's) Rendement moyen des obligations industrielles (Moody's)	Commercial paper (adjusted) Papier commercial (taux corrigés) 30-day À 30 jours	90-day À 90 jours	Certificates of deposit 90-day (adjusted) Certificats de dépôts à 90 jours (taux corrigés)	Prime rate charged by banks Taux de base des prêts bancaires	Euro-U.S. dollar deposits in London, 3 months (offer) (adjusted) Dépôts à 3 mois en euro-dollars américains à Londres (offerts) (taux corrigés)	Forward premium or discount (−) U.S. dollar in Canada 90-day Dollar É.-U. à 90 jours au Canada, report ou déport (−)	Wednesday Le mercredi
B14020 B113855	B14046 B113875	B14050 B113871	B14051 B113872	B54405 B113800	B54408 B113802	B54409 B113809	B54413 B113808	B54410 B113810	B54416 B113803	B54412 B113804	B54414 B113805	B54404 B113801	B54415 B113807	B14034 B113856	
9.75	10.29	10.25	11.75	6.00	6.81	5.91	8.32	10.13	7.11	7.22	7.42	8.75	7.53	1.18	1987 D 30
9.75	10.25	10.25	11.75	6.00	6.66	6.04	7.91	9.81	6.77	6.92	6.92	8.75	7.16	1.68	1988 J 27
9.75	9.79	9.75	11.50	6.00	6.64	5.82	7.69	9.66	6.58	6.65	6.67	8.50	6.90	1.73	F 24
9.75	9.54	9.75	11.00	6.00	6.62	5.85	8.03	9.69	6.69	6.80	6.76	8.50	6.98	1.80	M 30
10.25	9.71	10.25	11.25	6.00	6.85	6.09	8.25	9.81	6.88	7.03	7.07	8.50	7.29	1.75	A 27
10.25	9.78	10.25	11.25	6.00	7.14	6.53	8.73	10.04	7.27	7.38	7.38	9.00	7.66	1.60	M 25
10.75	9.96	10.75	11.25	6.00	7.63	6.80	8.47	9.93	7.65	7.86	7.73	9.00	7.99	1.54	J 29
10.75	10.00	11.00	11.75	6.00	7.80	7.10	8.77	10.01	7.89	7.99	8.20	9.50	8.50	1.25	J 27
11.25	10.50	11.50	12.25	6.50(A 9)	8.15	7.50	8.95	10.08	8.29	8.65	8.50	10.00	8.68	1.70	A 31
11.75	10.50	11.75	11.75	6.50	8.24	7.47	8.81	9.97	8.27	8.44	8.40	10.00	8.62	2.03	S 28
11.75	10.25	11.25	11.75	6.50	8.29	7.70	8.48	9.91	8.37	8.44	8.53	10.00	8.75	1.86	O 26
11.75	10.27	11.50	12.00	6.50	8.44	8.33	8.91	10.03	8.63	9.28	9.33	10.50	9.51	1.51	N 30
12.25	10.50	12.00	12.25	6.50	8.86	8.51	9.22	10.06	9.43	9.31	9.34	10.50	9.57	1.53	D 28
12.25	10.54	12.25	12.25	6.50	9.06	8.55	9.05	10.04	9.10	9.28	9.26	10.50	9.44	1.92	1989 J 25
12.75	10.58	12.75	12.25	6.50	9.39	8.82	9.43	10.12	9.48	9.71	9.71	11.00	10.08	1.89	F 22
13.50	10.79	13.50	12.75	7.00(F 24)	9.88	9.44	9.60	10.23	10.12	10.36	10.32	11.50	10.58	1.90	M 29
13.50	10.75	13.50	12.75	7.00	9.86	8.98	9.18	10.12	9.86	10.04	9.98	11.50	10.20	2.35	A 26
13.50	10.25	13.00	12.00	7.00	9.84	8.81	8.65	9.79	9.66	9.60	9.57	11.50	9.69	2.86	M 31
13.50	9.92	12.75	12.00	7.00	9.58	8.35	8.18	9.47	9.46	9.34	9.30	11.00	9.51	2.88	J 28
13.50	9.75	12.75	11.75	7.00	9.14	8.37	7.81	9.33	8.99	8.81	8.83	11.00	9.06	3.29	J 26
13.50	9.90	12.75	11.75	7.00	8.96	8.21	8.28	9.43	8.91	8.83	8.91	10.50	9.12	3.27	A 30
13.50	10.21	12.75	11.75	7.00	9.02	7.98	8.31	9.42	9.04	8.86	9.00	10.50	9.19	3.20	S 27
13.50	10.25	12.75	11.75	7.00	8.72	7.77	7.79	9.23	8.63	8.65	8.58	10.50	8.75	3.56	O 25
13.50	10.38	12.75	11.75	7.00	8.51	7.89	7.78	9.32	8.53	8.44	8.44	10.50	8.62	3.76	N 29
13.50	10.50	12.75	12.00	7.00	8.38	8.04	7.89	9.30	8.78	8.49	8.52	10.50	8.68	3.61	D 27
13.50	10.02	12.75	11.75	7.00	8.96	8.15	8.19	9.40	8.91	8.83	8.90	10.50	9.12	3.20	1989 S 6
13.50	10.08	12.75	11.75	7.00	8.96	7.90	8.11	9.38	8.94	8.86	8.84	10.50	9.00	3.46	13
13.50	10.13	12.75	11.75	7.00	9.05	7.90	8.14	9.37	8.94	8.86	8.87	10.50	9.00	3.33	20
13.50	10.21	12.75	11.75	7.00	9.02	7.98	8.31	9.42	9.04	8.86	9.00	10.50	9.19	3.20	27
13.50	10.25	12.75	11.75	7.00	9.18	8.10	8.25	9.43	9.07	9.12	9.05	10.50	9.26	3.11	O 4
13.50	10.25	12.75	11.75	7.00	8.93	7.89	8.03	9.32	8.81	8.81	8.77	10.50	8.93	3.39	11
13.50	10.27	12.75	11.75	7.00	8.76	7.61	7.92	9.32	8.68	8.70	8.59	10.50	8.75	3.56	18
13.50	10.25	12.75	11.75	7.00	8.72	7.77	7.79	9.23	8.63	8.65	8.58	10.50	8.75	3.56	25
13.50	10.25	12.75	11.75	7.00	8.80	8.05	7.86	9.28	8.73	8.70	8.63	10.50	8.87	3.56	N 1
13.50	10.29	12.75	11.75	7.00	8.69	7.93	7.81	9.27	8.53	8.75	8.54	10.50	8.75	3.75	8
13.50	10.33	12.75	11.75	7.00	8.46	7.94	7.74	9.27	8.58	8.49	8.47	10.50	8.62	3.81	15
13.50	10.38	12.75	11.75	7.00	8.46	7.86	7.72	9.31	8.50	8.44	8.47	10.50	8.62	3.89	22
13.50	10.38	12.75	11.75	7.00	8.51	7.89	7.78	9.32	8.53	8.44	8.44	10.50	8.62	3.76	29
13.50	10.42	12.75	12.00	7.00	8.52	7.80	7.76R	9.28	8.58	8.44	8.34	10.50	8.56	3.74	D 6
13.50	10.46	12.75	12.00	7.00	8.47	7.86	7.73	9.27	8.63	8.54	8.50	10.50	8.75	3.60	13
13.50	10.46	12.75	12.00	7.00	8.52	7.88	7.67	9.27	8.73	8.63	8.56	10.50	8.68	3.71	20
13.50	10.50	12.75	12.00	7.00	8.38	8.04	7.89	9.30	8.78	8.49	8.52	10.50	8.68	3.61	27
13.50	10.50	12.75	12.00	7.00	8.32	7.90	7.92	9.34	8.37	8.33	8.27	10.50	8.50	3.67	1990 J 3

Millions of dollars, unless otherwise indicated **En millions de dollars, sauf indication contraire**

Wednesday / Le mercredi	Bank of Canada / Banque du Canada: Bank Rate / Taux officiel d'escompte	Advances to members of the Canadian Payments Association (weekly average) / Avances aux membres de l'Association canadienne des paiements (moyenne hebdomadaire)	Purchase and resale agreements / Prises en pension: Weekly average / Moyenne hebdomadaire	Maximum during week / Maximum de la semaine	Chartered banks / Banques à charte: Day-to-day loans / Prêts au jour le jour: Closing rate / Taux de clôture	Weekly average of closing rates / Moyenne hebdomadaire des taux de clôture	Amount outstanding / Encours	Treasury bills / Bons du Trésor: Total outstanding (par value) / Encours (valeur nominale)	Weekly tender on Thursday following Wednesday indicated / Adjudication hebdomadaire (le jeudi suivant le mercredi indiqué): Average yield / Rendement moyen: 3 month / 3 mois	6 month / 6 mois	1 year / 1 an	Amount sold / Montant adjugé: 3 month / 3 mois	6 month / 6 mois	1 year / 1 an
	B113854				B113863	B14002[M]	B405[M]		B113851	B113852	B113853			
1989 M 1	11.86	209.3	274.5	1,075.0	11 1/8	11.00	5	101,000	11.87	12.23	12.21	2,600	1,300	600
8	12.12	182.9	114.2	325.0	11 1/8	11.15		101,300	11.87	12.20	12.17	2,700	1,300	600
15	12.12	207.5			10 3/4	10.98	10	101,300	11.93	12.43	12.51	3,000	1,500	900
22	12.40	156.2			11	11.18		101,250	12.15	12.76	12.88	3,300	1,550	900
29	12.40	161.4	310.8	715.0	11 1/2	11.78	10	101,450	12.14	12.58	12.66	2,900	1,400	700
A 5	12.39	197.5	310.6	683.2	12	12.15		103,700	12.17	12.42	12.26	3,350	1,600	500
12	12.42	173.6	192.6	525.5	12 3/8	12.20		104,350	12.27	12.66	12.68	3,250	1,600	750
19	12.52	218.5			12 1/8	12.08	2	105,150	12.36	12.42	12.32	3,100	1,500	750
26	12.61	142.5	0.1	4.0	12 5/8	12.40	36	105,700	12.37	12.31	12.26	2,750	1,400	750
M 3	12.62	256.4	121.1	425.7	12 1/4	12.28		106,550	12.36	12.32	12.12	2,800	1,400	750
10	12.61	118.6			12 1/4	12.30		107,300	12.25	12.11	11.91	3,000	1,500	750
17	12.50	243.1	175.8	363.5	12 1/2	12.40	3	107,050	12.05	11.61	11.41	2,500	1,250	700
24	12.30	146.5	521.3	709.0	12 1/4	12.25	23	107,400	12.15	11.85	11.55	2,850	1,400	650
31	12.40	166.4	344.8	542.0	12 3/8	12.35	147	108,250	12.17	11.87	11.42	3,300	1,650	750
J 7	12.42	151.9	542.1	749.8	12 3/8	12.38	6	109,750	12.06	11.59	11.06	3,400	1,700	800
14	12.31	164.9	552.4	563.3	12 1/4	12.25	5	111,150	12.06	11.82	10.97	3,750	2,000	650
21	12.31	166.2	149.6	355.0	12 1/4	12.23	33	113,450	12.06	11.98	11.62	3,350	1,750	600
28	12.31	159.2	231.4	413.7	12 1/4	12.15	15	113,850	12.08	11.82	11.24	3,450	1,750	600
J 5	12.33	202.4	274.6	398.7	12 1/4	12.22	2	114,850	12.05	11.59	11.09	3,200	1,650	750
12	12.30	184.2	385.4	515.0	12 1/4	12.23	9	116,000	12.05	11.65	11.06	3,100	1,500	700
19	12.30	197.9	514.5	583.8	12 1/4	12.25		115,050	12.07	11.79	11.23	3,150	1,550	700
26	12.32	125.6	244.6	418.0	12 1/4	12.25	2	115,300	12.11	11.89	11.33	2,800	1,300	700
A 2	12.36	229.7	673.8	943.5	12 1/4	12.38		115,150	12.15	11.89	11.35	3,100	1,550	700
9	12.40	139.6	325.0	468.2	12 3/8	12.38	7	117,100	12.16	11.90	11.54	2,850	1,450	700
16	12.41	236.0	66.8	334.2	12 3/8	12.20	43	116,150	12.13	11.91	11.63	3,000	1,500	750
23	12.38	120.0	339.2	598.0	12 1/4	12.33	2	117,000	12.15	12.03	11.86	3,000	1,500	750
30	12.40	205.2	144.2	271.7	12 1/8	12.25	11	116,550	12.16	12.06	11.87	3,150	1,600	750
S 6	12.41	174.6	5.2	13.0	12 1/8	12.19	13	116,950	12.12	11.95	11.67	3,350	1,700	750
13	12.37	95.9	388.3	707.4	12 1/4	12.25		117,050	12.22	12.14	11.81	3,100	1,550	750
20	12.47	138.2	9.4	46.9	12 1/8	12.20	18	116,200	12.22	12.19	11.92	2,950	1,500	750
27	12.47	113.0			11 3/4	11.93		115,950	12.23	12.23	11.98	3,100	1,550	750
O 4	12.48	112.4	272.5	718.4	12 1/8	12.30		115,900	12.23	12.30	12.01	2,800	1,400	750
11	12.48	109.8	25.4	127.0	12 3/8	12.16		116,200	12.21	12.19	11.92	2,800	1,400	750
18	12.46	139.0	3.7	18.5	12 1/8	12.10		114,850	12.18	12.11	11.71	3,150	1,600	750
25	12.43	200.0	62.4	196.0	12 3/8	12.19		115,100	12.17	11.96	11.69	3,000	1,500	750
N 1	12.42	151.1	362.9	664.5	12 3/8	12.35	20	116,550	12.22	12.09	11.77	2,900	1,450	750
8	12.47	147.5	59.0	249.8	12 3/8	12.23		118,650	12.24	12.16	11.93	3,400	1,700	750
15	12.49	148.5	37.0	95.0	12 1/8	12.31		118,900	12.24	12.15	11.99	3,100	1,500	750
22	12.49	156.1			11 3/4	11.95	5	118,500	12.22	12.18	11.97	3,550	1,850	800
29	12.47	82.8	27.6	138.0	12 1/8	12.15	25	118,800	12.21	12.14	11.93	3,200	1,600	800
D 6	12.46	128.1	8.5	42.5	12 3/8	12.23	0R	119,800	12.20	12.04	11.82	3,000	1,500	800
13	12.45	82.8	171.7	390.0	12 3/8	12.38		120,200	12.19	11.81	11.52	2,950	1,450	800
20	12.44	116.6	238.2	679.6	12 3/8	12.38		119,700	12.22	12.01	11.72	3,250	1,650	800
27	12.47	111.0			11 7/8	12.08		120,100	12.22	12.04	11.74	3,400	1,700	800
1990 J 3	12.47	189.7			11 7/8	11.69		120,550	12.19	11.98	11.72	3,400	1,700	800
10	12.44	94.3	34.8	88.0	12 3/8	12.13		121,400	12.18	11.93	11.49	2,500	1,250	650

F3 Estimated treasury bills and other short-term paper outstanding (excluding Government of Canada)
Estimations de l'encours des bons du Trésor et des autres effets à court terme (non compris les titres du gouvernement canadien)

Millions of Canadian dollars En millions de dollars canadiens

End of period En fin de période	Sales finance and consumer loan company paper Papier des sociétés de financement ou de prêt à la consommation			Other commercial paper Autres effets de commerce				Canadian dollar bankers' acceptances Acceptations bancaires en dollars canadiens	Total short-term paper Papier à court terme			Total treasury bills and other short-term paper Bons du Trésor et autres effets à court terme		Total treasury bills and other short-term paper Ensemble des bons du Trésor et du papier à court terme
	Canadian dollars Dollars canadiens	Other currencies Autres monnaies	Total Total	Canadian dollars Dollars canadiens	Other currencies Autres monnaies	Total Total	Of which: Paper issued by non-financial corporations Dont : Papier des sociétés non financières		Canadian dollars Dollars canadiens	Other currencies Autres monnaies	Total Total	Provincial governments and their enterprises Provinces et leurs entreprises	Municipal governments Municipalités	
	B17417	B17419	B17420	B15002	B15004	B15005	B15020	B15011	B15010	B15013	B15014	B15021	B15022	B15023
1971	1,348	86	1,434	1,128	32	1,160	930	403	2,879	118	2,996	499	20	3,515
1972	1,712	94	1,807	996	16	1,013	661	390	3,098	111	3,209	573	5	3,787
1973	2,356	121	2,477	1,183	45	1,228	530	342	3,881	166	4,047	506	1	4,554
1974	2,771	189	2,961	2,920	46	2,966	1,443	903	6,593	236	6,829	371	27	7,227
1975	2,678	339	3,017	2,913	147	3,059	1,507	1,047	6,638	486	7,124	614	54	7,791
1976	2,778	389	3,167	3,552	428	3,980	1,767	1,135	7,465	817	8,282	447	162	8,891
1977	2,917	397	3,314	4,102	492	4,594	1,656	1,166	8,185	889	9,074	447	19	9,541
1978	3,357	522	3,879	5,249	543	5,792	1,472	1,664	10,270	1,065	11,334	637	29	12,001
1979	3,168	711	3,879	6,800	1,331	8,131	1,706	2,935	12,904	2,042	14,946	506	35	15,487
1980	3,077	474	3,551	8,554	2,648	11,201	1,869	5,365	16,995	3,122	20,117	1,087	90	21,295
1981	3,029	471	3,501	7,338	1,977	9,314	2,521	6,591	16,958	2,448	19,406	1,807	260	21,473
1982	1,759	63	1,821	7,053	643	7,696	2,355	12,647	21,458	706	22,164	3,653	250	26,067
1983	2,172	200	2,372	8,615	1,300	9,915	3,167	13,954	24,741	1,500	26,241	5,142	155	31,537
1984	2,915	60	2,975	9,666	1,675	11,341	4,089	13,982	26,563	1,735	28,298	6,699	251	35,248
1985	3,836	213	4,049	8,363	1,763	10,125	3,834	17,007	29,205	1,976	31,181	7,142	276	38,599
1986	5,972	130	6,102	8,308	1,990	10,298	3,636	24,896	39,176	2,120	41,296	9,691	252	51,238
1987	6,595	741	7,335	9,446	2,596	12,043	4,443	31,115	47,155	3,337	50,493	11,119	326	61,938
1988	8,185	544	8,729	11,977	4,449	16,426	7,966	40,191	60,354	4,992	65,346	10,149	289	75,784
1989	9,456	442	9,898	13,183	3,912	17,095	8,364	44,852	67,491	4,354	71,845			
1986 D	5,972	130	6,102	8,308	1,990	10,298	3,636	24,896	39,176	2,120	41,296	9,691	252	51,238
1987 J	5,784	141	5,925	8,382	2,261	10,643	3,786	25,915	40,081	2,402	42,483	9,774		
F	5,765	309	6,074	8,587	1,892	10,479	3,970	26,917	41,269	2,201	43,470	9,422		
M	5,954	230	6,183	8,137	2,152	10,289	4,082	27,478	41,568	2,382	43,950	9,407	552	53,909
A	6,174	73	6,248	9,563	2,341	11,904	4,591	27,838	43,575	2,414	45,989	9,481		
M	6,463	86	6,549	8,785	2,486	11,272	4,272	28,517	43,765	2,572	46,337	9,658		
J	6,894	165	7,059	9,039	2,649	11,687	4,609	27,818	43,751	2,814	46,565	10,398	309	57,272
J	6,549	240	6,789	8,909	2,536	11,445	4,537	28,388	43,845	2,776	46,621	10,222		
A	6,390	466	6,857	9,697	2,401	12,098	4,755	28,294	44,381	2,867	47,249	10,035		
S	6,333	462	6,794	10,302	2,679	12,981	5,064	28,644	45,279	3,140	48,420	10,338	151	58,908
O	6,386	431	6,817	10,669	2,446	13,115	5,699	29,741	46,796	2,877	49,673	10,857		
N	6,627	637	7,264	10,157	2,878	13,035	5,320	30,118	46,902	3,514	50,417	10,792		
D	6,595	741	7,335	9,446	2,596	12,043	4,443	31,115	47,155	3,337	50,493	11,119	326	61,938
1988 J	6,494	715	7,209	10,164	2,743	12,908	4,824	31,440	48,098	3,458	51,556	10,562		
F	6,684	707	7,391	10,909	3,543	14,452	5,841	31,973	49,566	4,251	53,817	10,109		
M	7,064	724	7,788	10,926	3,965	14,891	6,458	33,717	51,707	4,689	56,395	9,135	460	65,990
A	7,123	506	7,629	10,513	3,780	14,293	6,697	34,115	51,751	4,286	56,037	8,824		
M	7,245	427	7,672	11,009	4,192	15,201	7,137	34,488	52,742	4,619	57,360	9,102		
J	7,394	497	7,891	11,464	4,444	15,908	7,537	34,192	53,049	4,941	57,990	9,774	358	68,122
J	7,420	381	7,801	12,513	4,228	16,741	7,770	35,083	55,016	4,609	59,625	9,048		
A	7,171	398	7,569	13,246	4,525	17,772	8,627	36,199	56,617	4,923	61,540	9,245		
S	7,754	357	8,110	13,523	4,783	18,307	8,910	37,769	59,046	5,140	64,186	9,732	311	74,229
O	7,775	463	8,238	13,482	4,253	17,735	8,612	39,632	60,889	4,715	65,604	10,307		
N	7,767	629	8,396	13,430	4,547	17,977	9,179	40,626	61,823	5,175	66,998	10,101		
D	8,185	544	8,729	11,977	4,449	16,426	7,966	40,191	60,354	4,992	65,346	10,149	289	75,784
1989 J	8,108	618	8,726	13,586	4,555	18,141	9,023	41,500	63,195	5,173	68,367	10,832		
F	8,315	517	8,831	14,772	4,421	19,193	9,806	41,885	64,972	4,938	69,910	10,168		
M	8,530	437	8,967	14,457	4,324	18,782	9,648	42,449	65,436	4,762	70,198	9,639	599	80,436
A	8,854	584	9,438	15,579	4,250	19,829	10,877	44,086	68,519	4,834	73,352	10,305		
M	9,198	518	9,716	15,926	4,273	20,200	10,412	43,499	68,623	4,791	73,414	10,929		
J	9,129	497	9,626	14,427	3,847	18,275	9,730	42,644	66,200	4,344	70,544	10,857	222	81,624R
J	8,755	486	9,241	15,419R	3,954	19,373R	10,625R	43,078	67,251R	4,440	71,691R	10,400		
A	8,407	419	8,826	15,259R	3,925	19,184R	10,505R	43,211	66,878R	4,344	71,221R	10,343		
S	8,681	297	8,978	15,758R	4,268	20,027R	11,085R	44,151	68,591R	4,566	73,157R	11,892	324	85,373R
O	8,988	483	9,471	15,610R	3,900	19,510R	10,756R	44,940R	69,538R	4,383	73,922R	11,612		
N	9,033	432	9,465	14,648R	4,189	18,837R	10,366	46,288R	69,970R	4,621	74,591R	N		
D	9,456	442	9,898	13,183	3,912	17,095	8,364	44,852	67,491	4,354	71,845	N		

Stock market statistics: Canada and United States
Statistiques boursières : Canada et États-Unis

Month / Mois	Canadian stock market indicators / Indicateurs des cours et de l'activité des bourses au Canada													
	Toronto Stock Exchange / Bourse de Toronto												Montreal Exchange Canadian stock price indexes 4 January 1983 = 1000 Month-end close / Bourse de Montréal Indices boursiers canadiens 4 janvier 1983 = 1000 Cours de clôture en fin de mois	
	Stock price indexes 1975 = 1000 / Indices des cours des actions, 1975 = 1000										Stock dividend yields (composite) / Rendement sous forme de dividendes (indice synthétique)	Price/earnings ratio (composite) / Taux de capitalisation des bénéfices (indice synthétique)		
	Composite (300) / Indice synthétique (300)			Closing quotations at month-end / Cours de clôture en fin de mois										
	Closing quotations / Cours de clôture au cours du mois													
	High / Haut	Low / Bas	Close / Dernier jour	Oil and gas / Pétrole et gaz	Metals and minerals / Métaux et minéraux	Utilities / Services d'utilité publique	Paper and forest products / Papiers et produits de la forêt	Merchandising / Entreprises de distribution	Financial services / Services financiers	Gold and silver / Or et argent			Market portfolio (25) / Indice du marché (25)	Banks (6) / Banques (6)
	B4235	B4236	B4237	B4238	B4239	B4240	B4241	B4242	B4243	B4244	B4245	B4246	B4289	B4290
1985 D	2,902.2	2,347.5	2,900.6	3,297.8	2,079.4	2,893.5	2,350.3	3,113.2	2,241.0	4,449.1	3.13	14.54	1,481.7	1,479.5
1986 J	2,888.6	2,758.8	2,843.0	2,998.4	2,268.8	2,656.3	2,529.6	3,194.0	2,134.4	4,805.8	3.21	14.19	1,443.8	1,414.4
F	2,855.8	2,754.1	2,855.8	2,728.6	2,250.1	2,659.8	2,840.3	3,401.6	2,036.9	4,426.9	3.21	14.22	1,459.7	1,295.4
M	3,057.0	2,854.8	3,047.3	2,795.8	2,337.8	2,753.4	3,113.9	3,659.4	2,246.3	4,056.9	2.97	14.92	1,580.7	1,436.3
A	3,134.5	3,014.4	3,078.9	2,577.4	2,117.5	2,807.8	3,251.6	3,895.0	2,344.7	3,926.3	2.94	15.15	1,575.2	1,490.9
M	3,124.1	3,021.2	3,122.0	2,713.5	2,186.8	2,761.7	3,228.6	3,902.6	2,326.2	3,876.1	2.88	15.48	1,598.5	1,458.1
J	3,120.0	3,048.7	3,085.5	2,546.4	2,106.3	2,714.7	3,271.3	3,891.5	2,330.2	3,986.5	2.93	15.32	1,562.2	1,455.7
J	2,936.9	2,929.0	2,935.3	2,336.2	1,947.9	2,686.0	3,267.1	3,730.5	2,208.0	4,123.3	3.09	15.03	1,462.7	1,365.8
A	3,034.4	3,027.9	3,028.2	2,714.8	2,044.9	2,752.1	3,340.5	3,578.9	2,270.0	4,650.7	3.00	15.60	1,513.6	1,414.4
S	3,118.0	2,956.6	2,979.3	2,697.1	2,143.6	2,677.7	3,246.0	3,359.1	2,236.7	4,988.4	3.05	15.72	1,500.5	1,438.7
O	3,041.3	3,028.1	3,038.9	2,780.0	2,099.0	2,497.8	3,479.1	3,467.1	2,313.7	5,082.6	2.99	16.19	1,548.0	1,494.5
N	3,088.7	2,995.8	3,046.8	2,799.6	2,085.5	2,636.6	3,589.8	3,510.7	2,319.6	5,338.4	3.01	17.04	1,544.3	1,497.0
D	3,076.4	3,026.0	3,066.2	3,053.2	1,972.1	2,651.6	3,660.8	3,391.5	2,328.2	5,305.8	2.99	17.39	1,533.5	1,510.3
1987 J	3,348.9	3,333.1	3,348.9	3,414.7	2,171.6	2,785.5	4,425.3	3,433.9	2,586.4	6,210.2	2.74	18.91	1,702.7	1,730.1
F	3,579.9	3,350.5	3,498.9	3,376.0	2,432.6	2,902.4	4,766.3	3,666.8	2,549.7	6,872.7	2.61	19.32	1,753.0	1,642.7
M	3,847.7	3,505.2	3,739.5	3,929.3	2,566.5	2,968.4	5,189.4	3,898.4	2,580.2	8,187.5	2.43	21.38	1,844.3	1,638.7
A	3,897.1	3,656.8	3,716.7	3,908.6	2,699.5	2,906.5	5,040.6	3,749.6	2,542.8	8,908.8	2.47	20.93	1,838.3	1,641.4
M	3,844.1	3,656.0	3,685.2	4,183.6	2,700.1	2,937.2	4,932.3	3,777.6	2,472.9	8,219.3	2.51	20.34	1,840.1	1,591.8
J	3,740.2	3,659.0	3,740.2	4,318.0	2,778.2	2,938.0	5,080.2	3,809.4	2,506.0	7,850.4	2.48	20.95	1,890.4	1,626.7
J	4,038.8	3,743.5	4,030.4	4,675.5	3,437.7	2,844.9	5,486.0	3,885.6	2,561.3	9,617.5	2.31	21.63	2,023.6	1,666.9
A	4,118.9	3,974.5	3,993.6	4,448.7	3,188.0	2,896.8	5,512.1	3,935.6	2,532.6	9,787.2	2.32	20.25	1,982.9	1,637.4
S	4,019.0	3,864.1	3,902.4	4,349.9	3,380.2	2,769.4	5,306.4	3,716.8	2,382.9	10,176.9	2.39	19.54	1,933.3	1,547.6
O	3,919.7	2,783.3	3,019.3	3,406.1	2,345.0	2,569.9	3,749.6	2,935.2	1,934.7	6,611.1	3.13	14.83	1,548.8	1,295.7
N	3,110.8	2,833.6	2,978.3	3,127.2	2,372.0	2,536.2	3,845.4	2,882.0	1,904.7	7,831.8	3.25	13.89	1,464.4	1,274.3
D	3,211.8	2,898.5	3,160.1	3,280.6	2,688.0	2,622.1	4,371.7	3,007.8	2,010.9	7,530.4	3.08	14.32	1,584.8	1,348.0
1988 J	3,270.7	3,035.1	3,057.2	3,400.8	2,363.1	2,652.3	4,043.8	3,147.0	1,984.8	5,986.1	3.20	13.42	1,534.0	1,330.5
F	3,204.8	2,976.3	3,204.8	3,595.9	2,589.0	2,734.3	4,268.3	3,291.0	2,032.5	6,035.7	3.13	12.87	1,612.1	1,335.9
M	3,370.2	3,204.4	3,313.8	3,815.6	2,650.1	2,700.2	4,111.5	3,486.4	2,101.3	6,623.7	3.03	13.21	1,627.3	1,380.1
A	3,405.1	3,306.9	3,339.8	3,962.9	2,783.4	2,702.1	4,067.8	3,524.9	2,070.8	6,641.8	3.07	12.54	1,639.4	1,343.9
M	3,353.5	3,148.5	3,249.2	3,734.2	2,820.7	2,696.6	3,834.2	3,455.1	2,080.7	6,585.5	3.23	12.03	1,608.1	1,366.7
J	3,450.3	3,262.9	3,441.5	3,883.9	3,128.9	2,657.7	4,200.4	3,563.1	2,269.4	6,515.2	3.05	12.75	1,707.9	1,518.1
J	3,478.9	3,333.5	3,376.7	3,843.3	3,004.6	2,633.9	3,880.6	3,618.4	2,273.3	6,484.2	3.16	12.05	1,678.4	1,520.8
A	3,382.5	3,239.6	3,285.8	3,768.2	2,871.5	2,621.9	3,700.5	3,553.1	2,285.7	6,142.6	3.27	11.38	1,636.0	1,536.9
S	3,307.5	3,239.6	3,283.7	3,599.5	2,748.9	2,641.8	3,656.5	3,611.5	2,356.5	5,604.4	3.32	11.12	1,634.4	1,598.5
O	3,430.2	3,268.7	3,395.5	3,578.9	2,907.9	2,750.2	3,832.8	3,771.5	2,422.2	5,738.5	3.25	11.24	1,683.4	1,644.1
N	3,396.6	3,198.0	3,294.7	3,419.8	2,925.4	2,713.5	3,681.1	3,603.7	2,373.9	5,650.6	3.39	10.71	1,640.3	1,613.3
D	3,390.0	3,372.9	3,390.0	4,243.6	3,253.4	2,648.9	3,386.9	3,669.0	2,397.4	5,434.6	3.36	10.86	1,698.0	1,632.0
1989 J	3,635.8	3,348.5	3,616.6	3,858.0	3,539.2	2,631.7	4,433.9	3,870.3	2,515.0	5,619.3	3.17	11.63	1,813.2	1,708.4
F	3,704.1	3,557.0	3,572.1	3,815.8	3,387.1	2,673.5	4,273.4	3,864.6	2,479.1	6,129.8	3.36	11.35	1,726.4	1,670.9
M	3,652.8	3,541.4	3,578.2	4,020.0	3,327.7	2,658.9	4,184.6	3,957.6	2,550.4	5,811.3	3.35	11.27	1,785.7	1,713.8
A	3,627.9	3,545.0	3,627.9	4,054.6	3,371.2	2,707.1	4,096.8	3,996.4	2,717.2	5,478.5	3.32	11.09	1,844.1	1,847.8
M	3,708.4	3,558.3	3,707.4	4,067.4	3,389.1	2,783.4	4,095.0	4,209.3	2,809.8	5,420.4	3.37	11.39	1,897.4	1,908.0
J	3,807.5	3,702.3	3,760.9	4,164.7	3,278.1	2,854.1	3,958.6	4,411.0	2,847.5	5,803.2	3.34	11.49	1,893.0	1,925.5
J	3,979.3	3,749.6	3,970.8	4,227.1	3,464.4	2,950.0	4,164.8	4,591.8	3,040.7	6,009.7	3.15	12.16	2,022.1	2,075.6
A	4,030.9	3,927.9	4,010.2	4,166.6	3,911.7	2,947.6	4,386.9	4,608.1	2,954.1	6,230.3	3.11	12.55	2,046.7	2,001.3
S	4,016.0	3,881.5	3,943.0	4,322.9	3,679.5	2,919.7	4,193.9	4,669.5	2,871.1	6,329.3	3.28	12.36	2,004.8	1,937.6
O	4,042.3	3,755.6	3,918.6	4,327.0	3,461.9	2,980.9	3,872.2	4,581.5	2,949.6	6,488.4	3.26	12.43	2,006.2	2,022.5
N	3,970.0	3,902.9	3,942.8	4,236.9	3,353.2	3,096.8	3,635.8	4,480.4	2,961.1	7,426.5	3.25	12.47	1,999.8	2,010.4
D	4,009.1	3,911.2	3,969.8	4,474.7	3,354.2	3,153.9	3,758.2	4,454.6	2,925.6	7,225.9	3.25	14.79	2,030.8	1,984.6

Toronto and Montreal stock exchanges Bourse de Toronto et Bourse de Montréal		U.S. stock market indicators Indicateurs des cours et de l'activité des bourses aux États-Unis										Month Mois
		Common stock price indexes Indices des cours des actions ordinaires				New York Stock Exchange Bourse de New York						
		Dow-Jones Industrials (30) Closing quotations Dow-Jones : Industrielles (30) Cours de clôture au cours du mois			Standard & Poor's 1941-1943 = 10 Monthly averages, industrials (400) Standard & Poor's : 1941-1943 = 10 Moyenne mensuelle des industrielles (400)			Stock market credit U.S. $ millions, end of period Crédit boursier : Encours en fin de période, en millions de dollars É.-U.		Loans to brokers by U.S. commercial banks, U.S. $ millions Prêts consentis aux agents de change par les banques commerciales des États-Unis (en millions de dollars É.-U.)	Standard & Poor's stock dividend yields (common) Standard & Poor's : Rendement sous forme de dividendes (actions ordinaires)	
Value of shares traded, $ millions Valeur des actions négociées (en millions de dollars)	Volume of shares traded, millions of shares Volume des actions négociées (en millions d'actions)	High Haut	Low Bas	Close Dernier jour		Value of shares traded, U.S. $ millions Valeur des actions échangées (en millions de dollars É.-U.)	Volume of shares traded, millions of shares Volume des actions négociées (en millions d'actions)	Customers' debit balances Soldes débiteurs des clients	Customers' free credit balances Soldes créditeurs libres des clients			
B4213	B4214	B4218	B4219	B4220	B4227	B4221	B4222	B4223	B4224	B4225	B4226	
5,332.7	408.9	1,553.1	1,457.9	1,546.7	230.2	102,773	3,240.0	28,390	19,960	12,511	3.88	1985 D
7,345.1	533.0	1,571.0	1,502.3	1,571.0	230.4	105,010	2,934.0	26,810	14,340	11,735	3.90	1986 J
6,523.6	493.8	1,714.0	1,593.1	1,709.1	241.9	108,415	3,087.0	27,450	14,900	13,293	3.72	F
7,841.3	693.4	1,821.7	1,686.4	1,818.6	256.3	123,896	3,546.0	29,090	16,635	13,172	3.50	M
12,084.6	710.5	1,855.9	1,735.5	1,784.0	263.9	128,376	3,653.0	30,760	17,405	13,893	3.43	A
6,215.9	469.7	1,882.4	1,774.7	1,876.7	266.4	106,551	3,034.0	32,370	15,375	14,385	3.42	M
5,290.3	381.2	1,892.7	1,837.2	1,892.7	274.5	104,248	2,918.0	32,480	16,155	14,224	3.36	J
5,217.2	413.8	1,909.0	1,766.9	1,775.3	266.2	118,057	3,317.0	33,170	17,170	14,839	3.41	J
5,374.8	420.7	1,904.5	1,763.6	1,898.3	270.2	104,564	3,046.0	34,550	17,245	14,894	3.36	A
6,374.1	494.9	1,919.7	1,755.2	1,767.6	263.6	124,644	3,403.0	34,580	17,455	16,616	3.43	S
6,283.2	483.9	1,877.8	1,774.2	1,877.8	263.2	114,999	3,260.0	36,310	18,250	15,689	3.49	O
5,516.3	431.1	1,916.8	1,817.2	1,914.2	272.8	112,675	3,223.0	37,090	18,810	17,974	3.40	N
5,600.5	476.6	1,955.6	1,896.0	1,896.0	276.7	122.915	3,733.0	36,840	23,880	20,502	3.38	D
10,661.7	757.3	2,173.5	2,127.7	2,158.0	296.1	163,620	4,116.0	34,960	22,455	20,758	3.17	1987 J
12,144.9	801.0	2,244.1	2,158.0	2,224.0	318.2	142,613	3,974.0	35,740	21,795	20,785	3.02	F
12,722.8	948.6	2,372.6	2,220.5	2,304.7	334.6	166,316	4,378.0	38,080	22,100	20,326	2.90	M
12,457.5	996.7	2,405.5	2,230.5	2,286.4	304.3	172,672	4,426.0	39,820	21,945	23,356	2.99	A
9,401.9	738.0	2,342.2	2,215.9	2,291.6	336.1	143,178	3,991.0	38,890	21,340	23,645	3.02	M
7,710.0	626.7	2,451.1	2,278.2	2,418.5	349.6	143,548	3,834.0	38,420	19,085	20,870	2.92	J
11,417.4	780.5	2,572.1	2,409.8	2,572.1	362.4	154,422	4,386.0	40,250	20,025	21,902	2.83	J
9,644.4	766.9	2,722.4	2,546.7	2,663.0	383.0	176,354	4,584.0	41,640	20,435	21,883	2.69	A
9,288.6	746.7	2,613.0	2,492.8	2,596.3	371.6	163,895	4,067.0	44,170	20,165	20,560	2.78	S
12,577.6	1,008.7	2,641.0	1,738.4	1,993.5	321.7	219,466	6,408.0	38,250	26,870	22,751	3.25	O
11,240.7	876.6	2,014.1	1,833.6	1,833.6	280.1	113,300	4,573.0	34,180	22,060	22,112	3.66	N
7,000.1	604.1	2,005.6	1,766.6	1,938.8	278.1	114,214	4,374.0	31,990	20,390	21,723	3.71	D
6,676.4	548.2	2,051.9	1,879.1	1,958.2	288.1	115,710	3,643	31,320	19,945	22,392	3.66	1988 J
6,742.5	568.3	2,071.6	1,895.7	2,071.6	296.5	120,995	3,981	31,990	19,250	22,978	3.56	F
7,914.8	651.4	2,087.4	1,978.1	1,988.1	308.0	134,828	4,791	32,660	18,970	22,633	3.48	M
6,104.2	679.4	2,110.1	1,980.6	2,032.3	305.8	111,280	3,714	33,270	18,360	22,692	3.57	A
6,250.4	552.0	2,058.4	1,941.5	2,031.1	297.4	101,526	3,297	33,070	18,530	22,811	3.80	M
9,034.4	705.1	2,152.2	2,052.5	2,141.7	312.6	142,031	4,150	32,300	19,040	22,173	3.58	J
6,054.7	487.4	2,158.6	2,053.7	2,128.7	310.9	109,502	3,819	31,770	18,825	24,211	3.65	J
6,742.9	531.5	2,134.1	1,989.3	2,031.7	303.1	107,249	3,759	31,930	18,710	24,432	3.75	A
5,634.3	488.7	2,119.3	2,002.3	2,112.9	307.4	101,435	3,352	32,770	18,900	20,158	3.69	S
7,307.5	545.8	2,183.5	2,102.1	2,148.7	318.7	123,830	3,528	33,410	19,945	22,142	3.61	O
6,476.2	543.7	2,170.3	2.038.6	2,114.5	311.8	96,463	3,162	33,640	20,105	22,689	3.70	N
7,454.3	527.1	2,182.7	2.092.3	2,168.9	319.1	91,202	3,222	32,740	22,255	22,185	3.68	D
10,806.7	736.9	2,342.3	2,144.6	2,342.3	329.7	124,237	3,264	32,530	21,495	22,289	3.64	1989 J
8,018.8	609.6	2,347.1	2,245.5	2,258.4	339.6	111,971	3,909	31,480	21,800	22,980	3.59	F
8,032.6	600.6	2,340.7	2,243.0	2,293.6	337.8	123,290	3,694	32,130	21,390	17,515	3.68	M
7,038.5	564.1	2,419.0	2,292.0	2,418.8	348.5	115,480	3,356	32,610	21,575	19,311	3.59	A
8,488.7	632.2	2,502.0	2,371.3	2,480.2	360.9	136,380	3,887	33,140	21,215	21,679	3.52	M
8,629.7	720.8	2,531.9	2,440.1	2,440.1	370.4	152,058	4,092	34,730	25,980	17,619	3.44	J
8,333.7	673.1	2,660.7	2,452.8	2,660.7	379.5	124,783	3,283	34,360	21,765	21,212	3.38	J
10,615.4	839.3	2,743.4	2,641.1	2,737.3	396.6	157,400	4,242	33,940	21,595	20,754	3.28	A
8,114.3	676.9	2,752.1	2,659.2	2,692.8	397.4							S
9,734.6	737.5	2,791.4	2,569.3	2,645.1	396.6							O
9,191.9	766.4	2,706.3	2,582.2	2,706.3	385.7							N
7,017.9	601.8	2,761.1	2,687.9	2,753.2	398.4							D

F5 Net new security issues placed in Canada and abroad*
Émissions nettes de titres placés au Canada et à l'étranger*

Millions of Canadian dollars, par value En millions de dollars canadiens, valeur nominale

Year and quarter Année ou trimestre	Government of Canada Gouvernement canadien: Bonds Obligations	Government of Canada: Treasury bills Bons du Trésor	Government of Canada: Total Total	Provincial bonds Obligations des provinces	Municipal bonds** Obligations des municipalités**	Corporations Sociétés: Bonds Obligations	Corporations: Preferred and common stocks Actions privilégiées ou ordinaires	Other institutions and foreign debtors Autres institutions et emprunteurs étrangers	Total Total	Short-term paper Papier à court terme: Sales finance company and other commercial paper Papier des sociétés de financement et d'autres sociétés	Short-term paper: Canadian dollar bankers' acceptances Acceptations bancaires en dollars canadiens	Total Total	Of which placed in: Dont : Émissions placées: Canada Au Canada: Total Total	Canada: Total less CSB and CPP Total, moins obligations d'épargne du Canada et Régime de pensions du Canada	United States Aux États-Unis	Other En d'autres monnaies
	B3045	B3103	B3102	B3048	B3051	B3054	B3104	B3063	B3101	B3105	B3108	B3100	B3109		B3139	
1969	269	70	339	1,952	239	812	994	65	4,401	537	58	4,996	3,246	2,112	1,209	540
1970	1,114	730	1,844	2,079	176	1,501	352	114	6,065	111	221	6,397	5,754	4,173	633	11
1971	2,342	205	2,547	2,653	257	1,869	341	70	7,738	255	8	8,001	7,681	4,241	162	158
1972	1,269	330	1,599	2,967	445	1,582	619	68	7,281	226	−13	7,493	6,507	4,352	523	463
1973	−677	530	−147	2,654	398	1,531	612	61	5,109	886	−48	5,947	5,396	4,734	589	−38
1974	3,272	940	4,212	3,717	542	1,800	793	79	11,142	2,221	561	13,924	12,065	8,380	1,428	432
1975	3,397	570	3,967	6,847	1,487	2,826	1,257	129	16,513	170	144	16,828	12,684	8,620	2,936	1,207
1976	2,588	1,645	4,233	9,286	1,824	3,987	1,275	15	20,621	1,070	88	21,779	13,610	11,336	5,185	2,985
1977	5,536	2,470	8,006	7,464	1,761	5,108	3,149	78	25,565	761	31	26,357	21,298	17,982	2,725	2,335
1978	7,670	2,820	10,490	7,134	1,955	4,690	6,850	3	31,121	1,763	497	33,381	27,267	23,650	4,309	1,805
1979	6,159	2,125	8,284	6,794	1,041	2,763	4,524	−8	23,398	2,340	1,271	27,009	21,741	21,157	2,848	2,420
1980	5,913	5,475	11,388	8,834	970	3,757	5,517	199	30,665	2,742	2,430	35,837	31,978R	31,385R	2,862R	996
1981	12,784	−35	12,749	12,948	1,385	6,031R	7,284	42	40,438R	−448	1,226	41,215R	31,633R	21,354R	5,056R	4,526
1982	13,975	5,025	19,000	14,463	2,054	4,631	6,902	246	47,296	−3,298	6,056	50,054	40,246	29,530	899	8,909
1983	13,013	13,300	26,313	13,022	1,502	2,496	10,010	117	53,458	2,769	1,307	57,535	50,713R	42,313R	2,378R	4,444
1984	14,902	10,650	25,552	11,154	1,312	1,982	9,169	142	49,310	2,029	28	51,367	46,246R	39,952	351R	4,770
1985	21,441	9,725	31,166	10,001	737	5,594R	11,350	470	59,318R	−141	3,024	62,201R	51,795	43,688	1,322R	9,084
1986	10,531	10,300	20,831	15,039	1,113	11,320R	15,452	35	63,789R	2,180	7,890	73,859R	55,920R	57,762	−604R	18,543
1987	19,606	4,500	24,106	9,244	738	8,131R	13,713R	−345	55,588R	2,939	6,218	64,746R	55,198R	44,880R	2,050R	7,498
1988	10,265	20,900	31,165	8,711	1,663	10,914R	2,366R	95	54,914R	8,946	9,077	72,936R	63,548R	62,526R	3,678R	5,711
1989	−1,522	25,450	23,928	8,854	318	14,993	12,735	−140	60,686	3,901	4,494	69,081	61,452	70,033	1,488	6,143
1985 IV	12,508	−2,700	9,808	2,015	272	1,513R	3,193	151	16,951R	−928	−1,999	14,024R	11,716	1,942	−883R	3,190
1986 I	−1,074	2,550	1,476	1,569	−18	1,574R	2,771	11	7,383R	2,514	−3,387	6,510R	2,136	6,684R	564R	3,810
II	2,669	4,500	7,169	3,750	684	1,704R	4,414	−30	17,692R	−1,038	9,470	26,123R	22,814	23,230R	−1,306R	4,616
III	2,978	650	3,628	3,545	215	4,138	3,722	−19	15,229	−562	696	15,363	9,731	10,366R	537	5,095
IV	5,957	2,600	8,557	6,174	232	3,905R	4,545	74	23,485R	1,266	1,112	25,863R	21,239R	17,482R	−398R	5,022
1987 I	2,276	7,250	9,526	2,542	155	1,879	3,543R	12	17,656	82	2,581	20,319	19,181	20,342R	512	626
II	1,152	1,300	2,452	3,910	406	2,181R	4,685	−58	13,578R	2,267	341	16,186R	12,272	12,651R	448R	3,466
III	2,333	3,200	5,533	1,290	−238	2,629R	4,926	−265	13,875R	1,032	826	15,733R	12,882R	14,078R	470R	2,381
IV	13,845	−7,250	6,595	1,502	415	1,442R	560R	−34	10,480R	−442	2,470	12,508R	10,863R	−2,192R	620R	1,025
1988 I	838	6,850	7,688	1,976	406	1,307R	−13R	158	11,523R	3,327	2,602	17,452R	15,211R	16,506R	2,072R	170
II	2,586	7,050	9,636	2,682	544	3,110R	45R	−75	15,941	1,112	475	17,528	15,202R	15,505R	−615R	2,941
III	2,410	500	2,910	1,572	217	4,573	1,208R	16	10,495R	2,637	3,577	16,710R	13,391R	14,587R	1,544	1,774
IV	4,430	6,500	10,930	2,481	496	1,925R	1,126R	−4	16,954R	1,869	2,422	21,245R	19,744R	15,928R	676R	825
1989 I	−3,829	7,600	3,771	2,428	169	1,216	2,909	−79	10,413	2,647	2,258	15,318	12,837	19,338	−1	2,482
II	−2,877	12,150	9,273	2,498	230	4,564	2,283	−21	18,825	446	195	19,466	18,634R	20,580R	378	455
III	2,032	1,050	3,082	826	69	4,240	4,094	−10	12,302	808	2,041	15,151	14,038	15,241R	274	840
IV	3,152	4,650	7,802	3,102	−150	4,973	3,449	−30	19,146			19,146	15,943	14,874	837	2,366

*Excludes issues of U.S.-pay Canada Bills.
**Series revised to incorporate Statistics Canada data.

*Émissions de bons du Canada en dollars É-U. exclues.
**Ces chiffres ont été révisés pour tenir compte des données de Statistique Canada.

Net new security issues placed in Canada (includes foreign currency issues placed in Canada)

Émissions nettes de titres placés au Canada (y compris les titres libellés en monnaies étrangères placés au Canada)

Millions of dollars, par value **En millions de dollars, valeur nominale**

Year and quarter **Année ou trimestre**	Government of Canada **Gouvernement canadien**					Provinces **Provinces**			Municipalities* **Municipalités***	Corporations **Sociétés**		Other institutions and foreign debtors **Autres institutions et emprunteurs étrangers**	Total **Total**	Short-term paper **Papier à court terme**			Total **Total**
	Canada Savings Bonds **Obligations d'épargne du Canada**	Other bonds **Autres obligations**	Total bonds **Total des obligations**	Treasury bills **Bons du Trésor**	Total **Total**	Canada Pension Plan **Régime de pensions du Canada**	Other **Autres**	Total **Total**		Bonds **Obligations**	Preferred and common stocks **Actions privilégiées ou ordinaires**			Sales finance and consumer loan companies **Sociétés de financement ou de prêt à la consommation**	Other commercial paper **Autres sociétés**	Bankers' acceptances **Acceptations bancaires**	
	B3112	B3113	B3046	B3114	B3111	B3070	B3115	B3049	B3052	B3055	B3116	B3064	B3110	B3118	B3119	B3108	B3109
1969	325	−70	255	70	325	805	171	975	194	391	789	23	2,697	199	292	58	3,246
1970	714	510	1,224	730	1,954	863	831	1,693	202	1,139	328	114	5,430	−105	209	221	5,754
1971	2,519	−175	2,344	205	2,549	915	1,338	2,253	308	1,888	330	66	7,395	2	276	8	7,681
1972	1,195	76	1,270	330	1,600	954	1,166	2,120	374	1,516	607	70	6,287	365	−132	−13	6,507
1973	−384	−203	−588	530	−58	1,039	1,042	2,081	370	1,575	561	85	4,613	644	187	−48	5,396
1974	2,444	873	3,317	940	4,257	1,232	1,068	2,300	393	1,555	769	79	9,353	415	1,736	561	12,065
1975	2,664	770	3,434	570	4,004	1,390	2,529	3,919	1,222	2,120	1,241	129	12,636	−89	−7	144	12,684
1976	754	1,835	2,590	1,645	4,235	1,508	3,235	4,744	1,391	1,185	1,210	17	12,782	100	639	88	13,610
1977	1,660	3,878	5,538	2,470	8,008	1,644	3,096	4,740	1,518	3,086	3,148	78	20,578	139	550	31	21,298
1978	1,942	3,414	5,356	2,820	8,176	1,663	3,850	5,513	1,478	3,186	6,826	3	25,182	439	1,147	497	27,267
1979	−1,329	6,762	5,433	2,125	7,558	1,896	3,365	5,261	682	1,206	4,393	6	19,107	−188	1,551	1,271	21,741
1980	−1,330	7,246	5,915	5,475	11,390	1,900	6,576	8,476	1,186R	1,505	5,130	199	27,886R	−92	1,754	2,430	31,978R
1981	8,068	4,358	12,427	−35	12,392	2,196	5,476	7,672	1,435	1,525R	7,116	42	30,182R	−47	273	1,226	31,633R
1982	7,992	4,654	12,646	5,025	17,671	2,705	6,438	9,143	1,840	75	6,788	229	35,746	−1,271	−285	6,056	40,246
1983	6,120	7,387	13,506	13,300	26,806	2,263	6,843R	9,106R	1,529	518	9,354	117	47,430R	413	1,562	1,307	50,713R
1984	3,796	11,125	14,921	10,650	25,571	2,480	5,950	8,430R	866	475	8,941	142	44,425	743	1,051	28	46,246R
1985	5,995	13,463	19,457	9,725	29,182	1,942	4,688	6,630	590	1,237	11,069	445	49,153	921	−1,303	3,024	51,795
1986	−4,308	12,533	8,225	10,300	18,525	1,240	7,368R	8,608R	881	3,067	14,928	−15	45,994R	2,136	−101	7,890	55,920R
1987	8,614	11,978	20,591	4,500	25,091	813	6,204	7,017	633	3,035	11,810R	−328	47,258R	623	1,099	6,218	55,198R
1988	−480	11,484	11,004	20,900	31,904	988	7,080	8,068	1,445	3,599R	2,090R	75	47,181R	1,591	5,700	9,077	63,548R
1989	−9,695	9,983	288	25,450	25,738	1,047	5,092	6,138	349	7,603	12,525	−165	52,187	1,253	3,516	4,494	61,452
1985 IV	9,495	2,668	12,164	−2,700	9,464	243	905	1,148	307	409	3,110	126	14,563	192	−1,040	−1,999	11,716
1986 I	−4,886	1,797	−3,089	2,550	−539	268	741	1,009	−67	96	2,742	11	3,252	695	1,576	−3,387	2,136
II	−1,592	4,263	2,671	4,500	7,171	493	1,353	1,846	463	−38	4,209	−30	13,620	594	−869	9,470	22,814
III	−1,288	3,558	2,269	650	2,919	212	2,067	2,279	180	1,114	3,658	−19	10,131	−132	−963	696	9,731
IV	3,458	2,916	6,374	2,600	8,974	267	3,206R	3,474R	305	1,895	4,319	24	18,992R	979	156	1,112	21,239R
1987 I	−1,331	3,960	2,629	7,250	9,879	−25	2,555	2,530	116	735	3,506	12	16,779	−18	−162	2,581	19,181
II	−1,487	2,958	1,470	1,300	2,770	715	1,847	2,562	150	785	3,868	−41	10,096	940	894	341	12,272
III	−1,484	3,817	2,333	3,200	5,533	131	826	958	32	1,158	3,936	−265	11,351	−562	1,266	826	12,882R
IV	12,917	1,242	14,159	−7,250	6,909	−9	975R	966R	335	356	500R	−34	9,032R	262	−900	2,470	10,863R
1988 I	−1,240	2,078	838	6,850	7,688	−54	2,029	1,975	357	520	−64R	158	10,633R	469	1,506	2,602	15,211R
II	−1,430	4,147	2,717	7,050	9,767	761	1,677	2,438	418	1,360R	−20R	−95	13,867R	330	530	475	15,202R
III	−1,409	3,819	2,410	500	2,910	90	1,694	1,784	174	1,316	1,176R	16	7,375R	360	2,078	3,577	13,391R
IV	3,599	1,440	5,039	6,500	11,539	191	1,680	1,871	497	403	999R	−4	15,305R	432	1,585	2,422	19,744R
1989 I	−6,271	2,949	−3,322	7,600	4,278	−230	641	410	35	176	2,906	−104	7,701	345	2,533	2,258	12,837
II	−3,084	439	−2,645	12,150	9,505	1,075	2,079	3,154	241	2,400	2,236	−21	17,514	599	325	195	18,634
III	−1,331	3,902	2,571	1,050	3,621	126	484	610	197	2,654	3,958	−10	11,029	309	658	2,041	14,038
IV	991	2,693	3,684	4,650	8,334	76	1,888	1,964	−124	2,373	3,425	−30	15,943				15,943

*Series revised to incorporate Statistics Canada data.

***Ces chiffres ont été révisés pour tenir compte des données de Statistique Canada.**

Net new security issues placed abroad (includes Canadian dollar issues placed in overseas markets)*

Émissions nettes de titres placés à l'étranger (y compris les titres libellés en dollars canadiens placés sur les marchés d'outre-mer)*

Millions of Canadian dollars, par value En millions de dollars canadiens, valeur nominale

Year and quarter Année ou trimestre	Total Ensemble des émissions								United States États-Unis							
	Government of Canada bonds Obligations du gouvernement canadien	Provinces Provinces	Municipalities** Municipalités**	Corporations Sociétés: Bonds Obligations	Corporations Sociétés: Preferred and common stocks Actions privilégiées ou ordinaires	Short-term paper Papier à court terme: Sales finance and consumer loan companies Sociétés de financement ou de prêt à la consommation	Short-term paper Papier à court terme: Other commercial paper Autres sociétés	Total Total	Government of Canada bonds Obligations du gouvernement canadien	Provinces Provinces	Municipalities Municipalités	Corporations Sociétés: Bonds Obligations	Corporations Sociétés: Preferred and common stocks Actions privilégiées ou ordinaires	Short-term paper Papier à court terme: Sales finance and consumer loan companies Sociétés de financement ou de prêt à la consommation	Short-term paper Papier à court terme: Other commercial paper Autres sociétés	Total Total
	B3047	B3050	B3053	B3056	B3129	B3137	B3138	B3120	B3121	B3123	B3125	B3127	B3130	B3137	B3138	B3139
1969	14	977	45	421	205	32	13	1,749	14	613	−7	370	174	32	13	1,209
1970	−110	385	−26	362	23	−20	28	643	−2	276	−49	376	23	−20	28	633
1971	−2	400	−52	−19	11	−10	−13	320	−2	228	−46	−6	11	−10	−13	162
1972	−2	847	72	66	12	8	−15	986	−2	485	−43	79	12	8	−15	523
1973	−90	573	28	−44	51	27	28	551	−2	598	−70	−36	43	27	28	589
1974	−45	1,417	149	245	24	68	1	1,859	−45	1,001	132	246	24	68	1	1,428
1975	−37	2,928	265	706	16	150	116	4,144	−37	2,119	240	332	16	150	116	2,936
1976	−2	4,543	433	2,802	65	50	281	8,170	−2	3,480	378	927	65	50	281	5,185
1977	−2	2,724	242	2,022		8	64	5,059	−2	1,376	165	1,114		8	64	2,725
1978	2,315	1,621	476	1,503	23	125	51	6,114	1,729	836	475	1,070	23	125	51	4,309
1979	726	1,533	359	1,557	131	189	788	5,267	−2	1,020	151	558	131	189	788	2,848
1980	−2	357	−216R	2,252	387	−236	1,316	3,859R	−2	558	−96R	978	345	−236	1,316	2,862R
1981	357	5,276	−50	4,506R	167	−3	−671	9,582R	357	3,181	−187	2,254R	126	−3	−671	5,056R
1982	1,329	5,320	214	4,556	114	−408	−1,334	9,808	−2	1,297	6	1,225	114	−408	−1,334	899
1983	−494	3,915R	−27	1,978	657	137	657	6,823R	−804	1,693R	−218	350	564	137	657	2,378R
1984	−18	2,723	446	1,507	228	−140	375	5,121R	−2	128R	77	−298	211	−140	375	351R
1985	1,984	3,371	147	4,357R	281	153	88	10,406R	867	298	−90	−255R	260	153	88	1,322R
1986	2,306	6,431R	232	8,253R	524	−84	228	17,939R	−419	919R	−207	−1,271R	230	−84	228	−604R
1987	−985	2,228R	106	5,096R	1,904	611	606	9,548R	−59	335R	−193	−44R	794	611	606	2,050R
1988	−739	643	218	7,316R	276	−197	1,853	9,388R	−123	322	−106	1,725R	205	−197	1,853	3,678R
1989	−1,811	2,714	−32	7,390	210	−235	−634	7,630	−1,477	1,463	−91	2,278	182	−235	−634	1,488
1985 IV	344	867	−36	1,104R	83	116	−196	2,308R	−345	−406	−47	−89R	83	116	−196	−883R
1986 I	2,016	560	49	1,477R	29	21	222	4,374R		437	−26	−107R	17	21	222	564R
II	−1	1,904	221	1,743R	205	−35	−728	3,309R	−1	95	−47	−663R	72	−35	−728	−1,306R
III	709	1,267	34	3,024	64	−39	573	5,632		240	−12	−276	52	−39	573	537
IV	−417	2,700R	−73	2,008R	225	−30	161	4,624R	−417	146R	−121	−225R	89	−30	161	−398R
1987 I	−354	12	38	1,143	36	100	162	1,138		26	−58	246	36	100	162	512
II	−318	1,348	256	1,396R	817	−65	496	3,914R	−1	24	−12	−224R	229	−65	496	448R
III		333	−269	1,471R	990	297	30	2,851R		−21	−97	−268R	529	297	30	470R
IV	−314	535	80	1,086R	60	279	−83	1,645R	−58	305	−26	202R		279	−83	620R
1988 I		2	49	788R	51	−17	1,369	2,241R		463	−20	240R	37	−17	1,369	2,072R
II	−131	244	126	1,750R	65	−227	479	2,326R	−123	−227	−13	−541R	37	−227	479	−615R
III		−212	43	3,257	33	−140	339	3,319		−161	−42	1,546	3	−140	339	1,544
IV	−608	610	−1	1,521R	128	187	−335	1,502R		246	−31	481R	128	187	−335	676R
1989 I	−508	2,017	134	1,040	3	−106	−125	2,481	−307	370	31	136		−106	−125	−1
II	−232	−656	−12	2,164	47	59	−538	832	−99	119	−24	814	46	59	−538	378
III	−539	216	−128	1,586	136	−188	29	1,114	−539	210	−75	700	136	−188	29	274
IV	−532	1,137	−26	2,600	24			3,203	−532	764	−23	628				837

*Excludes issues of U.S.-pay Canada Bills.
**Series revised to incorporate Statistics Canada data.

*Émissions de bons du Canada en dollars É-U. exclues.
**Ces chiffres ont été révisés pour tenir compte des données de Statistique Canada.

Gross new bond issues and retirements: Government of Canada and provinces
Émissions brutes d'obligations et remboursements : Gouvernement canadien et provinces

Millions of Canadian dollars, par value En millions de dollars canadiens, valeur nominale

Year, quarter and month Année, trimestre ou mois	Government of Canada direct and guaranteed bonds Obligations émises ou garanties par le gouvernement canadien									Provincial direct and guaranteed bonds Obligations émises ou garanties par les provinces								
	Gross new issues delivered Émissions brutes (livraisons)			Retirements Remboursements			Net new issues Émissions nettes			Gross new issues delivered Émissions brutes (livraisons)			Retirements Remboursements			Net new issues Émissions nettes		
	In Canada Au Canada	Abroad À l'étranger	Total Total	In Canada Au Canada	Abroad À l'étranger	Total Total	In Canada Au Canada	Abroad À l'étranger	Total Total	In Canada Au Canada	Abroad À l'étranger	Total Total	In Canada Au Canada	Abroad À l'étranger	Total Total	In Canada Au Canada	Abroad À l'étranger	Total Total
	B3002Q	B3003Q	B3001Q	B3024Q	B3025Q	B3023Q	B3046Q	B3047Q	B3045Q	B3005Q	B3006Q	B3004Q	B3027Q	B3028Q	B3026Q	B3049Q	B3050Q	B3048Q
1979	14,000	728	14,728	8,568	2	8,569	5,433	726	6,159	6,902	2,251	9,153	1,641	718	2,359	5,261	1,533	6,794
1980	14,410		14,410	8,495	2	8,497	5,915	−2	5,913	9,889	1,407	11,296	1,413	1,050	2,463	8,476	357	8,834
1981	19,510	359	19,869	7,083	2	7,085	12,427	357	12,784	9,416	6,349	15,764	1,744	1,072	2,816	7,672	5,276	12,948
1982	20,536	1,330	21,866	7,890	2	7,892	12,646	1,329	13,975	10,909	6,979	17,888	1,766	1,659	3,425	9,143	5,320	14,463
1983	24,669	616	25,285	11,163	1,110	12,273	13,506	−494	13,013	10,618	5,401	16,019	1,511R	1,486R	2,997	9,106R	3,915R	13,022
1984	29,470	399	29,869	14,550	417	14,966	14,921	−18	14,902	11,044	4,202	15,245	2,613	1,478R	4,091	8,430R	2,723	11,154
1985	32,332	2,590	34,921	12,874	606	13,480	19,457	1,984	21,441	9,776	5,599	15,375	3,146	2,229	5,375	6,630	3,371	10,001
1986	23,652	2,733	26,384	15,427	427	15,854	8,225	2,306	10,531	12,601	9,620	22,221	3,993R	3,189R	7,182	8,608R	6,431R	15,039
1987	35,668	727	36,395	15,076	1,713	16,789	20,591	−985	19,606	12,047	5,653	17,700	5,030R	3,426	8,455	7,017	2,228R	9,244
1988	32,541		32,541	21,537	739	22,276	11,004	−739	10,265	14,054	6,270	20,324	5,985	5,628	11,613	8,068	643	8,711
1989	29,447		29,447	29,159	1,810	30,970	288	−1,810	−1,522	10,104	6,311	16,415	3,966	3,596	7,562	6,138	2,715	8,853
1985 IV	19,527	689	20,215	7,363	345	7,708	12,164	344	12,508	2,196	1,636	3,832	1,048	769	1,816	1,148	867	2,015
1986 I	2,770	2,024	4,794	5,859	8	5,867	−3,089	2,016	−1,074	2,310	1,403	3,713	1,301	843	2,144	1,009	560	1,569
II	4,834		4,834	2,164	1	2,165	2,671	−1	2,669	2,862	2,549	5,411	1,016	644	1,661	1,846	1,904	3,750
III	3,968	709	4,677	1,699		1,699	2,269	709	2,978	2,993	1,980	4,974	715	713	1,428	2,279	1,267	3,545
IV	12,080		12,080	5,705	417	6,123	6,374	−417	5,957	4,435	3,688	8,124	962R	988R	1,950	3,474R	2,700R	6,174
1987 I	5,614		5,614	2,985	354	3,339	2,629	−354	2,276	3,530	952	4,482	999	940	1,940	2,530	12	2,542
II	5,045	727	5,772	3,574	1,045	4,620	1,470	−318	1,152	3,151	2,065	5,217	589	718	1,306	2,562	1,348	3,910
III	5,320		5,320	2,988		2,988	2,333		2,333	2,494	882	3,376	1,537	549	2,086	958	333	1,290
IV	19,689		19,689	5,530	314	5,843	14,159	−314	13,845	2,871	1,754	4,625	1,905R	1,219	3,124	966R	535	1,502
1988 I	4,979		4,979	4,141		4,141	838		838	3,957	1,581	5,538	1,982	1,579	3,562	1,975	2	1,976
II	5,366		5,366	2,648	131	2,779	2,717	−131	2,586	3,866	1,073	4,939	1,428	829	2,257	2,438	244	2,682
III	4,766		4,766	2,356		2,356	2,410		2,410	2,874	1,464	4,338	1,090	1,677	2,767	1,784	−212	1,572
IV	17,430		17,430	12,391	608	13,000	5,039	−608	4,430	3,356	2,152	5,509	1,485	1,543	3,028	1,871	610	2,481
1989 I	5,311		5,311	8,632	508	9,140	−3,322	−508	−3,829	1,594	3,293	4,888	1,184	1,276	2,460	410	2,017	2,428
II	3,508		3,508	6,153	232	6,385	−2,645	−232	−2,877	4,067	710	4,777	913	1,366	2,280	3,154	−656	2,498
III	6,658		6,658	4,087	539	4,626	2,571	−539	2,032	1,849	558	2,407	1,240	341	1,581	610	216	826
IV	13,971		13,971	10,287	532	10,819	3,684	−532	3,152	2,593	1,750	4,343	629	613	1,242	1,964	1,137	3,102
1988 D	1,822		1,822	1,886		1,886	−63		−63	926	480	1,406	755	359	1,114	171	121	292
1989 J	1,460		1,460	788		788	671		671	488		488	231	292	523	257	−292	−35
F	1,279		1,279	4,609	307	4,916	−3,330	−307	−3,637	576	2,228	2,804	393	379	772	183	1,849	2,032
M	2,573		2,573	3,236	200	3,436	−663	−200	−864	530	1,065	1,595	560	605	1,165	−30	460	430
A	824		824	1,886	106	1,992	−1,062	−106	−1,168	1,257	144	1,401	258	727	985	999	−583	416
M	184		184	1,837	126	1,963	−1,653	−126	−1,778	552	87	638	337	328	665	215	−241	−26
J	2,499		2,499	2,430		2,430	69		69	2,259	479	2,738	318	312	630	1,941	168	2,109
J	2,135		2,135	1,985	539	2,524	149	−539	−389	838	408	1,246	232	6	238	606	402	1,008
A	2,855		2,855	1,058		1,058	1,797		1,797	538		538	416	88	505	122	−88	34
S	1,668		1,668	1,043		1,043	625		625	473	150	623	591	247	838	−118	−97	−215
O	2,534		2,534	1,649R	326	1,975R	885R	−326	559R	742		742	196	59	255	546	−59	487
N	8,870R		8,870R	6,476	206	6,682R	2,394R	−206	2,188R	1,504	1,170	2,673	341	299	640	1,163	870	2,033
D	2,567		2,567	2,162		2,162	405		405	347	581	928	92	255	346	256	326	582

F9 Gross new bond issues and retirements: Municipalities*

Émissions brutes d'obligations et remboursements : Municipalités*

Millions of Canadian dollars, par value **En millions de dollars canadiens, valeur nominale**

Year and quarter **Année ou trimestre**	Direct and guaranteed bonds **Obligations émises ou garanties par les municipalités**									Issues sold directly to provinces and their agencies **Titres vendus directement aux provinces et à leurs agences**		
	Gross new issues delivered **Émissions brutes (livraisons)**			Retirements **Remboursements**			Net new issues **Émissions nettes**			Gross new issues **Émissions brutes**	Retirements **Remboursements**	Net new issues **Émissions nettes**
	In Canada **Au Canada**	Abroad **À l'étranger**	Total **Total**	In Canada **Au Canada**	Abroad **À l'étranger**	Total **Total**	In Canada **Au Canada**	Abroad **À l'étranger**	Total **Total**			
	B3008	B3009	B3007	B3030	B3031	B3029	B3052	B3053	B3051			
1979	1,814	498	2,312	1,132	139	1,271	682	359	1,041	784	752	31
1980	2,199R	695R	2,894	1,013	911	1,924	1,186R	−216R	970	1,021	388	633
1981	2,218	516	2,733	783	565	1,348	1,435	−50	1,385	1,164	158	1,006
1982	2,767	590	3,357	926	376	1,302	1,840	214	2,054	1,525	195	1,329
1983	2,541	341	2,882	1,012	368	1,380	1,529	−27	1,502	960	285	675
1984	2,365	759	3,124	1,500	313	1,812	866	446	1,312	820	463	357
1985	2,123	300	2,423	1,533	153	1,686	590	147	737	544	346	198
1986	2,338	674	3,012	1,457	443	1,899	881	232	1,113	530	342	188
1987	2,719	649	3,368	2,087	544	2,630	633	106	738	643	499	144
1988	3,327	455	3,782	1,881	237	2,119	1,445	218	1,663	675	380	295
1989	1,679	284	1,964	1,329	317	1,646	350	−32	317	493	277	216
1984 IV	912	178	1,089	542	75	616	370	103	473	231	173	58
1985 I	454	170	624	275	24	299	180	146	326	209	50	159
II	584	14	599	425	36	461	159	−21	137	86	68	18
III	298	75	373	354	17	371	−56	58	2	80	92	−12
IV	787	41	827	479	76	556	307	−36	272	168	136	33
1986 I	220	200	420	287	151	438	−67	49	−18	63	62	1
II	785	308	1,092	322	87	408	463	221	684	116	64	52
III	528	92	620	348	57	405	180	34	215	114	83	31
IV	805	75	880	500	148	648	305	−73	232	237	133	104
1987 I	468	153	620	351	114	466	116	38	155	110	67	43
II	809	353	1,162	659	97	756	150	256	406	159	144	15
III	471	3	474	439	272	711	32	−269	−238	100	108	−8
IV	972	140	1,112	637	60	697	335	80	415	274	180	94
1988 I	717	83	800	360	34	394	357	49	406	69	72	−3
II	848	174	1,021	430	47	477	418	126	544	198	77	121
III	529	89	618	356	46	401	174	43	217	101	93	8
IV	1,233	110	1,343	736	111	847	497	−1	496	307	138	169
1989 I	305	182	487	270	48	319	35	134	169	56	70	−14
II	670	102	773	429	114	543	241	−12	230	195	82	112
III	620		620	422	128	550	197	−128	69	213	88	125
IV	84		84	208	26	234	−124	−26	−150	29	37	−8

*Series revised to incorporate Statistics Canada data.

***Ces chiffres ont été révisés pour tenir compte des données de Statistique Canada.**

Gross new issues and retirements: Corporations, other institutions and foreign debtors
Émissions brutes de titres, remboursements et rachats : Sociétés, autres institutions et emprunteurs étrangers

Millions of Canadian dollars, par value **En millions de dollars canadiens, valeur nominale**

Year, quarter and month **Année, trimestre ou mois**	Corporate bonds **Obligations de sociétés**									Preferred stocks **Actions privilégiées**			Common stocks **Actions ordinaires**			Other institutions and foreign debtors **Autres institutions et emprunteurs étrangers**		
	Gross new issues delivered **Émissions brutes (livraisons)**			Retirements **Remboursements**			Net new issues **Émissions nettes**			Gross new issues delivered **Émissions brutes (livraisons)**	Retirements **Rachats**	Net new issues **Émissions nettes**	Gross new issues delivered **Émissions brutes (livraisons)**	Retirements **Rachats**	Net new issues **Émissions nettes**	Gross new issues delivered **Émissions brutes (livraisons)**	Retirements **Remboursements et rachats**	Net new issues **Émissions nettes**
	In Canada **Au Canada**	Abroad **À l'étranger**	Total **Total**	In Canada **Au Canada**	Abroad **À l'étranger**	Total **Total**	In Canada **Au Canada**	Abroad **À l'étranger**	Total **Total**									
	B3011Q	B3012Q	B3010Q	B3033Q	B3034Q	B3032Q	B3055Q	B3056Q	B3054Q	B3013	B3035	B3057	B3016	B3038	B3060	B3019Q	B3041Q	B3063Q
1979	2,601	1,807	4,408	1,394	250	1,644	1,206	1,557	2,763	1,774	146	1,628	2,956	60	2,896	101	109	−8
1980	3,156	2,682	5,838	1,651	430	2,081	1,505	2,252	3,757	3,053	432	2,621	3,725	829	2,896	247	49	199
1981	3,154R	5,455R	8,609R	1,629	949	2,578	1,525R	4,506R	6,031R	4,826	1,626	3,200	5,107	1,023	4,084	153	111	42
1982	1,663	5,937	7,600	1,588	1,381	2,969	75	4,556	4,631	3,465	447	3,018	4,057	173	3,884	362	116	246
1983	2,507	3,151	5,657	1,989	1,173	3,162	518	1,978	2,496	2,368	765	1,603	8,471	64	8,407	212	95	117
1984	3,099	2,923	6,022	2,624	1,416	4,040	475	1,507	1,982	5,618	1,261	4,357	4,857	46	4,811	270	128	142
1985	4,213	6,840	11,053	2,976	2,483R	5,459R	1,237	4,357R	5,594R	6,761	1,308	5,454	6,588	692	5,896	653	183	470
1986	5,506	12,192	17,698	2,439	3,939R	6,378R	3,067	8,253R	11,320R	5,656	1,746	3,910	11,636	94	11,542	136	101	35
1987	6,277	8,489	14,766	3,242	3,393R	6,635R	3,035	5,096R	8,131R	4,244	4,097	148	14,012R	446	13,566R	40	384	−345
1988	6,251	10,642	16,894	2,652R	3,327R	5,979R	3,599R	7,316R	10,914R	928	3,241R	−2,313R	4,907R	228	4,679R	318	223	95
1989	8,963	9,901	18,865	1,361	2,510	3,871	7,603	7,391	14,994	5,680	596	5,084	7,672	21	7,651	90	230	−140
1985 IV	1,215	1,883	3,098	806	779R	1,584R	409	1,104R	1,513R	2,200	609	1,591	1,757	155	1,602	210	59	151
1986 I	799	2,221	3,020	703	744R	1,447R	96	1,477R	1,574R	1,197	357	840	1,940	9	1,931	24	13	11
II	736	3,347	4,084	775	1,605R	2,379R	−38	1,743R	1,704R	1,205	335	871	3,553	10	3,543		30	−30
III	1,526	3,679	5,205	412	655	1,067	1,114	3,024	4,138	1,436	472	965	2,776	19	2,757		19	−19
IV	2,444	2,945	5,388	549	936R	1,485R	1,895	2,008R	3,903R	1,816	582	1,234	3,366	56	3,310	112	38	74
1987 I	1,805	1,859	3,664	1,070	715	1,785	735	1,143	1,879	1,344	776	567	2,997R	21	2,975	40	27	12
II	1,660	2,460	4,121	875	1,065R	1,939R	785	1,396R	2,181R	1,229	1,052	177	4,526	18	4,508		58	−58
III	1,664	2,128	3,792	506	657R	1,163R	1,158	1,471R	2,629R	1,298	782	516	4,444	34	4,410		265	−265
IV	1,147	2,042	3,189	791	956R	1,747R	356	1,086R	1,442R	374	1,487	−1,112	2,045R	373	1,672R		34	−34
1988 I	1,116	1,976	3,092	596	1,188R	1,784R	520	788R	1,307R	103	1,152R	−1,049	1,181R	145	1,036R	195	37	158
II	1,800	2,714	4,513	440R	963R	1,403R	1,360R	1,750R	3,110R	135	1,264R	−1,129R	1,205R	32	1,174R	20	95	−75
III	1,520	3,582	5,102	204	326	529	1,316	3,257	4,573	261	431R	−169	1,403R	26	1,378R	93	77	16
IV	1,816	2,370	4,187	1,413	849R	2,262R	403	1,521R	1,925R	430	394	35R	1,117R	26	1,091R	10	14	−4
1989 I	515	1,580	2,095	339	540	879	176	1,040	1,216	1,836	145	1,691	1,219	1	1,218	48	127	−79
II	2,729	2,750	5,479	329	586	915	2,400	2,164	4,564	530	11	519	1,784	20	1,764	42	63	−21
III	2,947	1,985	4,932	293	398	692	2,654	1,586	4,240	1,775	128	1,647	2,447		2,447		10	−10
IV	2,772	3,586	6,358	399	987	1,385	2,373	2,600	4,973	1,540	312	1,227	2,222		2,222		30	−30
1988 D	606	722	1,328	443	188	631	163	534	697								6	−6
1989 J	90	350	440	26	128	154	64	222	286								5	−5
F	125	565	690	149	412	560	−24	153	130							23	15	8
M	300	665	965	165		165	135	665	800							25	107	−82
A	546	739	1,285	128	262	390	418	477	895							27	25	2
M	823	831	1,654	117	154	271	706	676	1,382							15	36	−21
J	1,360	1,181	2,541	84	170	254	1,276	1,011	2,287								2	−2
J	755	241	996	240	138	378	515	103	618								5	−5
A	1,717	1,422	3,139	33	88	122	1,684	1,334	3,018								3	−3
S	475	322	797	20	172	192	455	150	605								2	−2
O	380	1,818	2,198	113	316	429	267	1,502	1,769								14	−14
N	910	1,312	2,222	238	447	685	672	865	1,537								6	−6
D	1,482	457	1,939	47	224	272	1,435	233	1,667								11	−11

F11 Net new issues of securities by financial and non-financial corporations
Émissions nettes de titres : Sociétés financières ou non financières

Millions of Canadian dollars, par value En millions de dollars canadiens, valeur nominale

Year and quarter Année ou trimestre	Bonds Obligations							Common and preferred stocks Actions ordinaires ou privilégiées						
	Financial corporations Sociétés financières			Non-financial corporations Sociétés non financières			Total bonds Total des obligations	Financial corporations Sociétés financières			Non-financial corporations Sociétés non financières			Total stocks Ensemble des actions
	Total Total	Placed: Titres placés :		Total Total	Placed: Titres placés :			Total Total	Placed: Titres placés :		Total Total	Placed: Titres placés :		
		In Canada Au Canada	Abroad À l'étranger		In Canada Au Canada	Abroad À l'étranger			In Canada Au Canada	Abroad À l'étranger		In Canada Au Canada	Abroad À l'étranger	
1979	1,612	804	808	1,151	402	749	2,763	994	971	22	3,530	3,422	108	4,524
1980	1,529	410	1,119	2,228	1,096	1,133	3,757	1,430	1,210	220	4,087	3,920	167	5,517
1981	1,888	638	1,250	4,143R	887R	3,255R	6,031R	1,840	1,840		5,443	5,276	167	7,284
1982	815	−492	1,306	3,817	566	3,250	4,631	790	756	34	6,112	6,032	80	6,902
1983	768	−232	1,000	1,728	750	977	2,496	1,918	1,900	18	8,092	7,454	638	10,010
1984	619	18	601	1,363	457	906	1,982	4,140	4,010	130	5,028	4,931	97	9,169
1985	3,242	258	2,984	2,352R	979	1,373R	5,594R	4,426	4,421	6	6,924	6,648	276	11,350
1986	7,873	1,481	6,392	3,447R	1,586	1,861R	11,320R	5,265	5,136	130	10,186	9,793	394	15,452
1987	3,163	281	2,883	4,968R	2,755	2,213R	8,131R	4,118	3,852	266	9,595R	7,957R	1,638	13,713R
1988	6,153	894	5,259	4,761R	2,705R	2,056R	10,914R	780R	780R		1,586R	1,310R	276	2,366R
1989	6,594	2,574	4,020	8,400	5,029	3,371	14,994	3,939	3,939		8,795	8,585	210	12,735
1984 IV	821	393	428	959	577	383	1,780	742	742		1,411	1,404	7	2,152
1985 I	168	237	−69	−46	−139	92	122	534	534		1,483	1,364	119	2,017
II	226	−164	390	1,386	573	813	1,612	1,620	1,620		2,057	1,995	63	3,677
III	1,298	73	1,225	1,049	247	802	2,347	675	675		1,788	1,772	16	2,463
IV	1,550	112	1,438	−36R	297	−334R	1,513R	1,598	1,592	6	1,595	1,517	78	3,193
1986 I	691	20	671	882R	76	806R	1,574R	828	828		1,943	1,914	29	2,771
II	1,303	−115	1,419	401R	77	324R	1,704R	1,756	1,649	108	2,658	2,560	97	4,414
III	3,392	448	2,943	747	666	81	4,138	1,076	1,076		2,645	2,581	64	3,722
IV	2,486	1,127	1,359	1,417R	767	650R	3,903R	1,605	1,583	22	2,940	2,737	203	4,545
1987 I	986	57	929	893	678	215	1,879	922	922		2,621	2,585R	36	3,543R
II	482	−9	491	1,699R	795	904R	2,181R	1,399	1,172	227	3,286	2,696	590	4,685
III	926	−42	968	1,703R	1,200	502R	2,629R	1,171	1,133	39	3,755	2,803	952	4,926
IV	769	275	494	673R	81	592R	1,442R	626	626		−66R	−126R	60	560R
1988 I	301	199R	102	1,007R	321	686R	1,307R	−38R	−38R		25	−26	51	−13R
II	2,031	574	1,457	1,079R	786R	293R	3,110R	126R	126R		−82R	−147R	65	45R
III	2,766	358	2,408	1,806	958	848	4,573	261R	261R		947	915	33	1,208R
IV	1,055	−237	1,292	870R	641	229R	1,925R	431R	431R		696	568	128	1,126R
1989 I	708	−148	856	508	323	185	1,216	781	781		2,127	2,124	3	2,909
II	1,401	801	600	3,164	1,599	1,564	4,564	464	464		1,818	1,771	47	2,283
III	2,211	1,128	1,083	2,029	1,525	503	4,240	1,997	1,997		2,097	1,961	136	4,094
IV	2,274	792	1,481	2,699	1,581	1,119	4,973	697	697		2,752	2,728	24	3,449

Millions of dollars En millions de dollars

Seasonally adjusted at annual rates Données désaisonnalisées, chiffres annuels

Year and quarter Année ou trimestre	Revenues Recettes							Expenditures Dépenses							Surplus (+) or deficit (−) Excédent (+) ou déficit (−)
	Direct taxes on: Impôts directs :			Indirect taxes Impôts indirects	Investment income Revenus de placements	Capital consumption allowance Provisions pour consommation de capital	Total Total	Current and capital expenditures on goods and services Dépenses courantes en biens et en services et dépenses d'immobilisations	Transfers to persons and non-residents Transferts aux particuliers et aux non-résidents	Transfers to provincial and local governments Transferts aux administrations provinciales et locales	Interest on public debt Service de la dette publique	Subsidies Subventions	Capital assistance Subventions d'équipement	Total Total	
	Persons Particuliers	Corporations and government business enterprises Sociétés et entreprises commerciales publiques	Non-residents Non-résidents												
	D20173 +D20178	D20174	D20176	D20177	D20179	D20191	D20172 +D20191	D20181 +D20192	D20183 +D20186	D20187 +D20188	D20189	D20184	D20185	D20180 +D20192	D20193
1968	5,129	2,107	209	3,761	834	197	12,237	4,404	3,465	2,372	1,409	522	101	12,273	−36
1969	6,505	2,402	234	4,028	1,118	213	14,500	4,717	3,783	2,726	1,589	555	136	13,506	994
1970	7,438	2,276	269	4,034	1,290	231	15,538	4,995	4,301	3,397	1,862	589	147	15,291	247
1971	8,303	2,477	278	4,480	1,472	259	17,269	5,445	4,933	4,323	1,974	513	220	17,408	−139
1972	9,290	2,901	287	5,121	1,700	280	19,579	5,995	6,463	4,558	2,253	596	244	20,109	−530
1973	10,867	3,643	322	5,837	1,836	311	22,816	6,718	7,323	4,807	2,518	738	278	22,382	434
1974	13,546	5,012	430	8,495	2,120	371	29,974	8,164	9,108	6,165	2,961	2,060	248	28,706	1,268
1975	15,239	5,380	465	7,970	2,323	440	31,817	9,443	11,208	7,670	3,705	3,294	320	35,640	−3,823
1976	18,053	5,061	504	8,726	2,635	500	35,479	10,785	12,070	8,522	4,519	2,502	418	38,816	−3,337
1977	18,055	5,135	534	9,227	3,144	572	36,667	12,320	13,719	9,967	5,101	2,364	539	44,010	−7,343
1978	17,723	5,737	582	9,850	3,743	640	38,275	13,183	15,650	10,875	6,410	2,401	610	49,129	−10,854
1979	20,269	6,860	754	10,768	4,031	726	43,408	13,606	15,413	11,754	8,080	3,332	606	52,791	−9,383
1980	23,473	8,406	995	12,254	4,715	810	50,653	14,893	17,274	12,831	9,897	5,646	775	61,316	−10,663
1981	29,230	9,323	1,110	18,986	5,433	923	65,005	17,417	19,543	14,087	13,739	6,634	900	72,320	−7,315
1982	32,157	9,212	1,178	17,588	4,991	993	66,019	20,128	25,423	15,844	16,675	5,777	2,553	86,400	−20,281
1983	35,495	9,536	1,043	16,303	6,201	1,056	69,634	21,068	29,249	17,637	17,412	5,662	3,599	94,627	−24,993
1984	37,538	11,325	1,100	18,124	7,487	1,131	76,705	23,902	31,151	19,905	21,320	7,473	3,369	107,120	−30,415
1985	42,719	11,586	1,069	18,897	7,730	1,236	83,237	25,595	33,347	21,746	24,620	6,369	2,984	114,661	−31,424
1986	49,010	10,206	1,675	20,859	8,215	1,312	91,277	25,828	34,947	21,089	26,107	4,874	2,448	115,293	−24,016
1987	53,956	10,439	1,214	23,422	8,715	1,362	99,108	25,902	36,630	22,714	27,801	7,095	1,900	122,042	−22,934
1988	60,317	11,434	1,670	25,043	10,260	1,398	110,122	27,728	38,482	24,706	31,882	6,112	1,679	130,589	−20,467
1984 III	38,268	11,464	1,276	17,892	7,080	1,140	77,120	23,952	31,532	19,492	22,144	7,680	3,304	108,104	−30,984
IV	40,352	11,356	1,108	19,396	7,660	1,172	81,044	24,676	32,216	20,196	23,260	8,040	3,820	112,208	−31,164
1985 I	39,116	11,456	1,196	20,152	7,316	1,200	80,436	25,516	33,256	23,672	23,792	8,440	3,492	118,168	−37,732
II	42,996	11,888	1,084	19,952	7,884	1,224	85,028	25,856	33,384	20,500	24,672	8,124	3,152	115,688	−30,660
III	45,088	10,984	1,040	17,328	7,988	1,248	83,676	24,936	33,188	21,988	24,696	4,512	2,404	111,724	−28,048
IV	43,676	12,016	956	18,156	7,732	1,272	83,808	26,072	33,560	20,824	25,320	4,400	2,888	113,064	−29,256
1986 I	45,604	10,736	1,656	19,440	8,252	1,288	86,976	25,256	33,388	19,764	24,492	3,876	2,412	109,188	−22,212
II	49,484	9,884	1,224	20,944	8,400	1,304	91,240	25,476	34,684	21,756	27,124	5,964	2,580	117,584	−26,344
III	50,420	9,788	1,180	22,452	8,276	1,320	93,436	26,644	35,172	21,136	26,216	4,332	2,352	115,852	−22,416
IV	50,532	10,416	2,640	20,600	7,932	1,336	93,456	25,936	36,544	21,700	26,596	5,324	2,448	118,548	−25,092
1987 I	50,800	9,744	824	22,352	7,716	1,344	92,780	25,780	35,800	21,168	26,724	7,076	2,288	118,836	−26,056
II	54,548	10,600	1,504	22,524	8,456	1,356	98,988	25,880	35,820	22,768	27,092	10,044	1,816	123,420	−24,432
III	53,728	10,976	1,140	24,196	8,660	1,368	100,068	25,408	37,584	23,268	27,972	5,800	1,980	122,012	−21,944
IV	56,748	10,436	1,388	24,616	10,028	1,380	104,596	26,540	37,316	23,652	29,416	5,460	1,516	123,900	−19,304
1988 I	61,452	11,600	1,580	24,404	9,216	1,388	109,640	27,964	38,272	23,948	30,304	7,260	1,948	129,696	−20,056
II	59,448	11,892	1,608	24,312	9,820	1,396	108,476	27,424	37,744	24,900	31,084	6,660	2,036	129,848	−21,372
III	59,996	11,684	1,764	25,272	10,844	1,400	110,960	27,676	38,572	24,348	32,720	5,556	1,176	130,048	−19,088
IV	60,372	10,560	1,728	26,184	11,160	1,408	111,412	27,848	39,340	25,628	33,420	4,972	1,556	132,764	−21,352
1989 I	58,780	12,172	1,936	26,164	10,436	1,444	110,932	28,776	39,408	24,524	35,104	5,148	1,960	134,920	−23,988
II	63,936	11,400	1,376	28,632	11,356	1,468	118,168	29,328	40,152	25,748	37,400	7,048	2,472	142,148	−23,980
III	63,572	10,452	1,540	28,988	11,916	1,492	117,960	29,728	40,072	26,740	38,316	7,132	1,004	142,992	−25,032

G1 Government of Canada fiscal position: Public accounts basis*†
Trésorerie du gouvernement canadien : Sur la base des comptes publics*†

Millions of dollars, not seasonally adjusted **En millions de dollars, données non désaisonnalisées**

Fiscal year, calendar, quarter and month **Exercice financier, année civile, trimestre et mois**	Net Canadian dollar financing requirement **Besoins nets de trésorerie en dollars canadiens**														
	Excluding foreign exchange transactions **Non compris le financement des opérations de change**													Requirement for foreign exchange transactions **Besoins de financement des opérations de change**	Total **Total**
	Budgetary transactions **Opérations budgétaires**								Non-budgetary transactions **Opérations non budgétaires**				Total **Total**		
	Revenue **Recettes**						Total budgetary expenditures **Ensemble des dépenses budgétaires**	Budgetary surplus or deficit **Excédent ou déficit budgétaires**	Net loans, investments and advances **Prêts, placements et avances (net)**	Specified purpose accounts **Comptes à fins déterminées**	Other **Autres**	Total non-budgetary source or requirement **Ensemble des sources ou des besoins de financement non budgétaires**			
	Personal income tax **Impôt sur le revenu des particuliers**	Corporate income tax **Impôt sur le revenu des sociétés**	Unemployment insurance contributions **Cotisations à l'assurance-chômage** *	Other taxes **Autres impôts**	Non-tax revenue **Recettes autres que les impôts**	Total **Total**									
1981/82	24,046	8,118	4,753	16,981	6,103	60,001	74,873	−14,872	−1,506	4,063	3,069	5,626	−9,246	558	−8,688
1982/83	26,330	7,139	4,900	16,906	5,430	60,705	88,521	−27,816	−502	2,817	1,699	4,014	−23,802	−640	−24,442
1983/84	26,967	7,286	7,259	17,249	5,455	64,216	96,615	−32,399	−464	4,591	3,071	7,198	−25,201	414	−24,787
1984/85	29,254	9,379	7,553	19,305	5,407	70,898	109,222	−38,324	709	5,124	2,683	8,516	−29,808	2,423	−27,385
1985/86	33,008	9,210	8,719	20,670	5,226	76,833	111,237	−34,404	41	5,438	−1,345	4,134	−30,270	5,626	−24,644
1986/87	37,878	9,885	9,558	22,548	5,915	85,784	116,389	−30,605	1,386	6,696	956	9,038	−21,567	−6,390	−27,957
1987/88	45,125	10,878	10,425	24,310	6,714	97,452	125,535	−28,083	1,509	7,482	939	9,930	−18,153	−7,149	−25,302
1986 III	9,995	1,895	2,352	5,897	1,224	21,363	27,312	−5,949	436	1,753	300	2,489	−3,460	−266	−3,726
IV	10,060	2,185	2,570	5,869	1,545	22,229	28,607	−6,378	65	1,699	−2,605	−841	−7,219	1,042	−6,177
1987 I	9,492	3,794	2,377	5,313	1,420	22,396	29,276	−6,880	433	1,201	1,360	2,994	−3,886	−5,767	−9,653
II	9,773	2,073	2,440	5,180	1,659	21,125	28,223	−7,098	49	1,321	−1,997	−627	−7,725	1,540	−6,185
III	10,688	2,491	2,575	6,086	1,160	23,000	27,919	−4,919	−112	2,017	354	2,259	−2,660	−931	−3,591
IV	11,456	2,357	2,608	6,296	1,799	24,516	30,167	−5,651	237	2,239	−2,851	−835	−6,026	−138	−6,164
1988 I	13,168	3,504	2,783	5,832	1,942	27,229	33,805	−6,612	124	1,487	3,449	5,060	−1,552	−7,595	−9,147
II	10,817	1,975	2,659	6,737	1,139	23,327	29,352	−5,935	−465	1,958	−849	644	−5,291	−3,094	−8,385
III	11,863	2,190	2,785	6,760	1,403	25,001	30,303	−5,302	105	1,059	1,329	2,493	−2,809	−252	−3,061
IV	11,408	1,942	3,274	7,132	1,794	25,550	32,042	−6,492	100	1,684	−6,595	−4,811	−11,303	782	−10,521
1989 I	11,253	5,179	2,511	6,388	2,836	28,167	34,732	−6,565	319	209	3,333	3,861	−2,704	2,814	−5,518
II	11,981	2,504	2,472	6,765	1,348	25,070	31,640	−6,570	−86	2,048	−2,653	−691	−7,261	−631	−7,892
III	12,788	2,319	2,555	7,331	1,749	26,742	33,751	−7,009	672	1,230	1,110	3,012	−3,997	−916	−4,913
1988 O	4,123	542	1,029	2,442	390	8,526	10,734	−2,208	39	439	584	1,062	−1,146	−1,167	−2,313
N	2,937	755	1,279	2,467	276	7,714	10,053	−2,339	21	−254	−5,529	−5,762	−8,101	−24	−8,125
D	4,348	645	966	2,223	1,128	9,310	11,255	−1,945	40	1,499	−1,650	−111	−2,056	1,973	−83
1989 J	4,786	1,025	916	2,334	477	9,538	11,214	−1,676	256	−771	1,593	1,078	−598	−2,466	−3,064
F	3,349	1,199	809	2,022	232	7,611	11,571	−3,960	57	−419	1,891	1,529	−2,431	558	−1,873
M	3,118	2,955	786	2,032	2,127	11,018	11,947	−929	6	1,399	−151	1,254	325	−906	−581
A	2,780	529	807	1,796	529	6,441	9,830	−3,389	−38	−200	626	388	−3,001	35	−2,966
M	5,734	1,031	823	2,586	295	10,469	10,554	−85	48	1,123	−959	212	127	1,618	1,745
J	3,467	944	842	2,383	524	8,160	11,256	−3,096	−96	1,125	−2,320	−1,291	−4,387	−2,284	−6,671
J	4,645	1,044	859	2,413	808	9,769	11,063	−1,294	615	83	1,310	2,008	714	−924	−210
A	3,830	645	846	2,546	354	8,221	11,512	−3,291	9	−262	616	363	−2,928	497	−2,431
S	4,313	630	850	2,372	587	8,752	11,176	−2,424	48	1,409	−816	641	−1,783	−489	−2,272
O	4,796	927	851	2,791	448	9,813	11,355	−1,542	51	599	−7	643	−899	512	−384

*Due to changes in accounting procedures, data for April 1986 and subsequent months are not strictly comparable with those for earlier periods. In particular, unemployment insurance contributions before April 1986 are included in Specified Purpose Accounts.

†Fiscal year totals are from the audited Public Accounts of Canada, while monthly data are from the unaudited "Statement of Financial Operations" published in the Canada Gazette. The sum of the monthly data for a fiscal year is likely to differ from the annual totals taken from the Public Accounts.

***À cause des modifications apportées aux méthodes comptables, les chiffres d'avril 1986 et des mois suivants ne sont pas tout à fait comparables à ceux des périodes précédentes. Il est à noter que les cotisations versées à l'assurance-chômage avant avril 1986 figurent sous la rubrique des Comptes à fins déterminées.**

†Les données de l'exercice financier sont tirées des comptes publics du Canada, tandis que les données mensuelles sont tirées de l'État des opérations financières, qui est publié dans la Gazette du Canada, sans la sanction du Vérificateur général. Il est fort probable que les sommes des données mensuelles d'un même exercice diffèrent des chiffres annuels tirés des comptes publics.

Net Canadian dollar financing requirement **Besoins nets de trésorerie en dollars canadiens**	Canadian dollar financing requirement met by: **Financement des besoins de trésorerie en dollars canadiens**					Changes in holdings of Canadian dollar securities outside Government accounts **Variations des portefeuilles de titres en dollars canadiens (non compris les comptes du gouvernement)**										Year, quarter and month **Année, trimestre ou mois**
	Reduction or increase (—) in Canadian dollar cash balances **Réduction ou augmentation (—) des dépôts en dollars canadiens**	Increase in Canadian dollar securities outside Government accounts **Augmentation des titres en dollars canadiens (non compris les comptes du gouvernement)**			Other **Autres**	Banking system **Système bancaire**						General public **Public**				
						Bank of Canada **Banque du Canada**			Chartered banks **Banques à charte**							
		Treasury bills **Bons du Trésor**	Marketable bonds **Obligations négociables**	Canada Savings Bonds **Obligations d'épargne du Canada**		Treasury bills **Bons du Trésor**	Marketable bonds **Obligations négociables**	Total **Total**	Treasury bills **Bons du Trésor**	Marketable bonds **Obligations négociables**	Total **Total**	Treasury bills **Bons du Trésor**	Marketable bonds **Obligations négociables**	Canada Savings Bonds **Obligations d'épargne du Canada**	Total **Total**	
8,688	−715	−2,318	2,544	9,142	35	908	737	1,645	−593	−785	−1,378	−2,633	2,587	9,142	9,096	1981/82
24,442	2,348	9,535	5,034	7,645	−120	−2,714	968	−1,746	3,826	534	4,360	8,423	3,532	7,645	19,600	1982/83
24,787	−2,136	12,598	8,279	5,650	396	273	1,535	1,808	1,226	1,143	2,369	11,099	5,601	5,650	22,350	1983/84
27,385	550	10,718	12,450	3,764	−97	506	−859	−353	15	−618	−603	10,197	13,926	3,764	27,888	1984/85
24,644	1,203	9,764	11,454	2,440	−217	1,016	−3,300	−2,284	−1,865	−557	−2,419	10,613	15,425	2,440	28,364	1985/86
27,957	523	15,013	13,972	−753	−954	2,817	200	3,017	7,109	1,022	8,131	5,087	12,729	−753	17,082	1986/87
25,302	3,099	3,891	9,175	8,704	167	3,144	−72	3,072	−6,576	1,133	−5,443	7,423	8,116	8,704	24,243	1987/88
3,726	1,278	653	3,194	−1,289	−110	1,703	237	1,940	−2,101	145	−1,956	1,051	2,812	−1,289	2,574	1986 III
6,177	−1,685	2,614	3,034	3,459	−1,245	2,282	−33	2,249	3,122	−98	3,024	−2,790	3,164	3,459	3,833	IV
9,653	−715	7,322	3,716	−1,331	661	−1,085	100	−985	2,822	592	3,414	5,585	3,024	−1,331	7,278	1987 I
6,185	3,846	1,129	2,422	−1,488	176	2,611	34	2,645	−1,630	427	−1,203	248	1,961	−1,488	721	II
3,591	−1,906	3,202	3,533	−1,484	246	−733	−54	−787	−2,585	340	−2,245	6,520	3,247	−1,484	8,283	III
6,164	−408	−7,233	1,173	12,917	−236	1,087	30	1,117	−2,265	−346	−2,611	−6,055	1,489	12,917	8,351	IV
9,147	1,567	6,793	2,047	−1,241	−19	179	−82	97	−96	712	616	6,710	1,419	−1,241	6,888	1988 I
8,385	−966	6,905	3,823	−1,429	68	−955	67	−888	1,496	432	1,555	6,400	3,706	−1,429	8,677	II
3,061	395	114	3,673	−1,410	289	954	182	1,136	98	156	254	−938	3,335	−1,410	987	III
10,521	−1,130	6,899	5,466	3,599	−4,364	−80	−19	−99	749	−20	729	6,230	5,505	3,599	15,334	IV
5,518	1,375	7,718	3,019	−6,270	324	−862	−77	−939	−442	−1,021	−1,463	8,922	4,117	−6,270	6,769	1989 I
7,892	−333	12,012	578	−4,274	−91	2,934	−189	2,745	1,396	−374	1,023	6,681	1,189	−4,274	4,595	II
4,913	1,172	1,188	3,713	−1,323	163	−496	−238	−734	3,501	−943	164	578	4,894	−1,323	3,148	III
2,313	−3,075	5,439	838	−356	−533	307	38	345	1,214	60	1,274	3,918	740	−356	4,302	1988 O
8,125	4,957	−1,819	4,300	4,607	−3,920	−439	−70	−509	−381	−351	−732	−999	4,721	4,607	8,329	N
83	−3,012	3,279	328	−652	140	52	13	65	−84	271	187	3,311	44	−652	2,703	D
3,064	2,171	192	1,130	−568	139	−525	10	−515	−1,635	−636	−2,271	2,252	1,756	−568	3,540	1989 J
1,873	−75	5,831	745	−3,806	−822	493	54	547	1,197	11	1,208	4,141	680	−3,806	1,015	F
581	−721	1,695	1,144	−1,896	359	−830	−141	−971	−4	−396	−400	2,529	1,681	−1,896	2,314	M
2,966	887	3,074	554	−1,436	−113	216	−152	64	419	194	613	2,439	558	−1,436	1,561	A
−1,745	−2,532	2,459	−137	−1,627	92	327	0	327	−20	−341	−360	2,152	204	−1,627	729	M
6,671	1,312	6,479	161	−1,211	−70	2,391	−37	2,354	997	−227	770	3,090	427	−1,211	2,305	J
210	575	−327	547	−516	−69	1,172	−93	1,079	−1,197	−717	−1,914	−301	1,357	−516	540	J
2,431	−1,645	2,184	2,204	−445	133	−1,499	−175	−1,674	1,886	−147	1,739	1,797	2,526	−445	3,878	A
2,272	2,242	−669	962	−362	99	−169	30	−139	418	−79	339	−918	1,011	−362	−269	S
384	−195	−363	1,089	−147	0	50	−107	−57	−1,268	214	1,054	855	982	−147	1,690	O

Government of Canada direct and guaranteed marketable bonds: New issues and retirements
Obligations négociables émises ou garanties par le gouvernement canadien : Émissions et remboursements

Millions of Canadian dollars, par value, unless otherwise indicated En millions de dollars, valeur nominale, sauf indication contraire

Issue or retirement date (year, month, day) Date d'émission ou de remboursement (année, mois, jour)	Amount Montant: Gross new issues Émissions brutes	Gross retirements Remboursements bruts	Net new issues Émissions nettes	Details of gross new issues Détails des émissions brutes: Final maturity date (year, month, day) Date d'échéance finale (année, mois, jour)	Amount Montant	Currency of payment Monnaie de paiement	Coupon rate % Taux de l'emprunt	Issue price % Prix d'émission, en %	Yield to final maturity % Taux de rendement à l'échéance	Details of gross retirements Détails des remboursements bruts: Final maturity date (year, month, day) Date d'échéance finale (année, mois, jour)	Amount Montant	Currency of payment Monnaie de paiement	Coupon rate % Taux de l'emprunt
	B2491M	B2494M											
1989 II 23	450		450	2008 VI 1	450	C$	10	100.737	9.91				
III 5	700	600	100	91 III 5	700	C$	11	99.737	11.15	89 III 5	600	C$	8
15	75	575	625	93 V 1	75	C$	10 3/4	98.95	11.06	89 III 15	575	C$	12 1/2
	150			95 XII 15	150	C$	10 3/4	99.65	10.82				
	625			98 III 15	625	C$	10 3/4	100.50	10.66				
	350			2014 III 15	350	C$	10 1/4	98.75	10.39				
20		200	−200							89 III 20	200	SF	3 5/8
30	500		500	2014 III 15	500	C$	10 1/4	99.411	10.315				
IV 13	650		650	98 III 15	650	C$	10 3/4	99.880	10.768				
15		275	−275							89 IV 15	275	C$	9 1/4
24		80	−99							95 VII 15 (g)	80	US$	10 1/8
		11								98 IV 15 (g)	11	US$	8 5/8
		8								98 X 15 (g)	8	US$	9 1/4
26		7	−7							89 IV 26	7	US$	8 1/2
30		126	−126							89 IV 30	126	DM	8 1/2
VI 1	525	525		2008 XII 1	525	C$	10	101.787	9.791	89 VI 1	525	C$	13 1/4
6	550	550		91 VI 6	550	C$	10 1/2	99.928	10.541	89 VI 6	550	C$	9
VII 1	175	150		94 X 1	175	C$	9 1/4	98.25	9.68	89 VII 1	150	C$	13 1/2
	700	1,175		98 X 1	700	C$	9 1/2	99.90	9.51	89 VII 1	1,175	C$	8 1/2
	450			2010 VI 1	450	C$	9 1/2	100.00	9.50				
15		539	−539							89 VII 15	539	US$	9 1/4
27	650		650	96 V 1	650	C$	9 1/4	99.417	9.363				
VIII 1	750	442	308	94 X 1	750	C$	9 1/4	99.217	9.439	89 VIII 1	442	C$	13 3/4
10	550		550	2010 VI 1	550	C$	9 1/2	100.698	9.420				
24	750		750	94 XII 15	750	C$	9 1/4	99.798	9.293				
31	650		650	96 V 1	650	C$	9 1/4	98.401	9.575				
IX 6	800	550	250	91 IX 6	800	C$	10 1/4	99.818	10.353	89 IX 6	550	C$	9 3/4
21	750		750	99 XII 1	750	C$	9 1/4	98.665	9.453				
X 1	100	450	275	92 VII 1	100	C$	9 1/4	98.40	9.92	89 X 1	450	C$	10
	125	775		94 XII 15	125	C$	9 1/4	98.65	9.58	89 X 1	775	C$	10 1/2
	850			99 XII 1	850	C$	9 1/4	98.65	9.46				
	425			2010 VI 1	425	C$	9 1/2	100.50	9.44				
15		326	−326							98 X 15(g)	326	US$	9 1/4
19	750		750	93 IX 1	750	C$	9 1/2	98.073	10.107				
XI 1	750	350	75	94 XII 15	750	C$	9 1/4	98.523	9.617	89 XI 1	350	C$	10 3/4
		325								89 XI 1	325	C$	12 1/4
15		206	−206							89 XI 15	206	US$	12 1/2
16	750		750	99 XII 1	750	C$	9 1/4	98.999	9.405				
XII 6	900	500	400	91 XII 6	900	C$	10 1/2	99.810	10.608	89 XII 6	500	C$	9 1/4
15	125	1,075		93 IX 1	125	C$	9 1/2	97.80	10.22	89 XII 15	1,075	C$	11 1/4
	450			95 III 1	450	C$	10	100.10	9.97				
	475			99 XII 1	475	C$	9 1/4	97.40	9.66				
	450			2010 VI 1	450	C$	9 1/2	100.35	9.46				

Government of Canada direct and guaranteed marketable bonds: Details of unmatured outstanding issues

Obligations négociables émises ou garanties par le gouvernement canadien : Description des titres en circulation

Date of final maturity (year, month, day) / Date d'échéance finale (année, mois, jour)	Amount outstanding in millions of dollars, par value / Encours en millions de dollars, valeur nominale: 30 December 1988 / 30 décembre 1988	30 June 1989 / 30 juin 1989	29 December 1989 / 29 décembre 1989	Currency of payment / Monnaie de paiement	Coupon rate % / Taux de l'emprunt	Date of issue (year, month, day) / Date d'émission (année, mois, jour)
1990 II 1	593	593	593	C$	13 1/4	81 III 31
	400	400	400	C$	12	84 XI 14; 85 III 19
26	500	500	500	C$	10	86 II 26
III 6	550	550	550	C$	8 3/4	88 III 6
15	839	839	839	C$	13 3/4	80 III 31
22	596	598	579	US$	11 1/2	85 III 22
IV 26	7(f)	7	7	US$	8 1/2	86 II 12
V 1	350	350	350	C$	5 1/4	64 V 1; VII 1; 65 IX 1; 67 IV 1
1	1,784	1,784	1,784	C$	13	80 V 1; XII 1; XII 22
15	159	143	150	SF	5 1/8	84 V 15
VI 1	150	150	150	C$	11 3/4	85 IV 10
6	550	550	550	C$	9 1/4	88 VI 6
VII 1	600	600	600	C$	8	87 I 29; II 19; III 15
VIII 1	500	500	500	C$	7 1/2	87 IV 16
1	1,025	1,025	1,025	C$	9	86 VIII 11; 87 VI 1; IX 1
IX 1	550	550	550	C$	10 3/4	83 VII 12; 85 II 1; II 19
5	650	650	650	C$	10 1/4	88 IX 5
X 1	23	23	23	C$	12 1/2	80 X 1
1	1,100	1,100	1,100	C$	10 1/2	85 VIII 15; X 1; X 23
XII 5	650	650	650	C$	10 1/4	88 XII 5
15	575	575	575	C$	10 1/4	85 XI 15; 87 X 15
1991 II 1	719	719	719	C$	12 1/2	81 II 1
20	764	665	644	Yen	6 1/8	86 II 20
III 1	725	725	725	C$	9 1/4	85 XII 15; 86 IV 10; 88 II 1
5		700	700	C$	11	89 III 5
IV 26	7(f)	7	7	US$	8 1/2	86 II 12
V 1	825	825	825	C$	9 3/4	86 II 6; III 15; 87 XII 15
	491	491	491	C$	14 1/2	81 V 1
VI 1	425	425	425	C$	11	85 V 1; V 22
6		550	550	C$	10 1/2	89 VI 6
VII 1	1,700	1,700	1,700	C$	8 1/2	86 IV 28; V 22; VI 12; VII 3; VII 24
IX 1	1,725	1,725	1,725	C$	9	87 VII 23; 88 II 25; IV 14; VIII 4
6			800	C$	10 1/4	89 IX 6
X 1	393	393	393	C$	18	81 X 15
XII 6			900	C$	10 1/2	89 XII 6
15	225	225	225	C$	11 1/2	84 XII 15
15	1,850	1,850	1,850	C$	8 3/4	86 IX 2; X 1; X 23; XI 12; 87 VII 1
1992 II 1	1,246	1,246	1,246	C$	15 1/2	82 II 1; VIII 1
III 1	1,025	1,025	1,025	C$	8 1/2	87 I 6; V 1
IV 1	600	600	600	C$	7 3/4	87 III 12
26	7(f)	7	7	US$	8 1/2	86 II 12
V 10	159	143	150	SF	5 1/4	84 V 10
VI 1	200	200	200	C$	15	82 VI 1
1	1,850	1,850	1,850	C$	10 1/4	85 VI 12; VII 1; VII 23; IX 1; 87 IX 24; X 15; 88 IX 1
25	764	665	644	Yen	4 3/8	87 VI 25
VII 1	1,300	1,300	1,400	C$	9 1/4	87 V 21; VIII 13; IX 1; 88 VI 1; 89 X 1
1992 VII 1	399	399	399	C$	15	82 VII 1
IX 1	225	225	225	C$	5 3/4	66 IX 1; XII 15; 67 II 1
1	649	649	649	C$	14 1/4	82 IX 1
X 15	400	400	400	C$	13 1/2	82 X 15
XI 15	500	500	500	C$	12 3/4	82 XI 1
XII 15	2,050	2,050	2,050	C$	11 3/4	82 XI 22; XII 15; 83 VIII 1; IX 1
1993 II 1	1,850	1,850	1,850	C$	11 1/4	83 II 1; III 15; IV 27; VII 12
V 1	1,550	1,625	1,625	C$	10 3/4	83 V 15; VI 21; 87 XI 5; 89 III 15
VI 1	895	895	895	C$	15 1/4	81 VI 1; VII 31
VII 1	445	445	445	C$	14 3/4	81 VII 1
1	1,625	1,625	1,625	C$	8 3/4	88 II 18; III 15; V 5
23	764	665	644	Yen	5 5/8	86 VII 23
IX 1	1,575	1,575	2,450	C$	9 1/2	88 VI 23; VII 21; X 15; X 31; XII 15; 89 X 19; XII 15
X 15	1,025	1,025	1,025	C$	11 3/4	83 IX 27; X 15; 84 II 1
XII 15	850	850	850	C$	11 1/2	83 XI 8; XII 15; 84 II 21
1994 II 1	250	250	250	C$	8 3/4	86 XII 15
1		1,300	1,300	C$	10 1/4	89 I 5; II 9
III 1	800	800	800	C$	8 1/4	87 I 29; II 19; III 15
1	700	700	700	C$	12	84 III 13; 85 IV 10
IV 1	1,025	1,025	1,025	C$	13	84 IV 1; V 1; VIII 22
V 15	1,200	1,200	1,200	C$	13 3/4	84 VI 1; VII 11; VIII 1
VI 15	728	676	676	C$	9 1/2	74 VI 15; 75 VII 1; VIII 15; 76 VI 1; VIII 1; 77 IV 1
VII 15	400	400	400	C$	7 3/4	87 IV 16
15	250	250	250	C$	13 1/2	84 VI 19
X 1	1,550	1,550	2,475	C$	9 1/4	87 VI 18; VII 30; 88 II 1; IV 14; 89 VII 1; VIII 1
1	475	475	475	C$	12 3/4	84 IX 12
XII 15			1,625	C$	9 1/4	89 VIII 24; X 1; XI 1
15	900	900	900	C$	12 1/2	84 X 1; X 24
1995 II 1	725	725	725	C$	12 1/4	84 XI 14; 85 III 19
1	375	375	375	C$	11 1/2	85 II 1
III 1	1,400	1,400	1,850	C$	10	88 I 5; VI 1; VIII 11; 89 XII 15
1	475	475	475	C$	11 3/4	84 XII 15
IV 1	1,350	1,350	1,350	C$	11 1/4	85 II 19; V 1; V 22
VI 1	1,850	1,850	1,850	C$	10 1/2	85 VI 12; VII 1; VII 23; IX 1
VII 15	537	279	270	US$	10 1/8	85 VII 15
X 1	100	100	100	C$	6 1/2	68 X 1
1	691	678	678	C$	10	75 X 1; XII 15; 76 II 1; IV 1
XI 21	596	598	579	US$	10	85 XI 21
XII 15	950	1,100	1,100	C$	10 3/4	85 X 1; X 23; XI 15; 89 III 15
1996 II 27	1,193	1,197	1,159	US$	9	86 II 27
III 1	1,375	1,375	1,375	C$	10 1/4	86 II 6; 87 XII 15; 88 IX 22
V 1	2,000	2,000	3,300	C$	9 1/4	86 IV 10; 87 VI 1; VII 1; 88 III 31; 89 VII 27; VIII 31
VI 1	2,175	2,175	2,175	C$	8 3/4	86 IV 28; V 22; VII 24; X 1; XII 15; 87 V 1
IX 15	55(c)	55	55	C$	3	36 IX 15

Date of final maturity (year, month, day) **Date d'échéance finale (année, mois, jour)**	Amount outstanding in millions of dollars, par value **Encours en millions de dollars, valeur nominale** 30 December 1988 **30 décembre 1988**	30 June 1989 **30 juin 1989**	29 December 1989 **29 décembre 1989**	Currency of payment **Monnaie de paiement**	Coupon rate % **Taux de l'emprunt**	Date of issue (year, month, day) **Date d'émission (année, mois, jour)**
(PERP)						
1997 III 1	1,125	1,125	1,125	C$	8 1/4	87 I 29; II 19; III 15
V 15	984	936	936	C$	9 1/4	77 V 15; VII 1; IX 1; 78 II 1
X 1	2,075	2,075	2,075	C$	9 3/4	87 VIII 13; IX 1; XI 15; 88 II 1; V 12
1998 III 15	197(b)	197	197	C$	3 3/4	56 IX 15
15	250	1,525	1,525	C$	10 3/4	87 X 15; 89 III; 15 IV 13
IV 1	298(d)	238	230	US$	8 5/8	78 IV 1
X 1	1,500	1,500	2,200	C$	9 1/2	88 VI 30; VII 21; XI 15; 89 VII 1
15	417(e)	331		US$	9 1/4	78 X 15
XII 1	1,675	2,275	2,275	C$	10 1/4	88 IX 1; X 15; XII 15
1999 X 15	593	564	564	C$	9	77 X 15; XII 15
XII 1			2,825	C$	9 1/4	89 IX 21; X 1; XI 16; XII 15
1	400	400	400	C$	13 1/2	80 XII 1
2000 III 15	1,050	1,050	1,050	C$	13 3/4	80 III 31; 81 III 1; III 31; 82 X 15;
VII	175	175	175	C$	15	81 VII 1
XII 15	538	516	516	C$	9 3/4	78 XII 15
2001 II 1	425	425	425	C$	15 3/4	81 VI 1; VII 31
V 1	1,325	1,325	1,325	C$	13	80 V 1; X 1; 81 II 1
X 1	1,379	1,314	1,314	C$	9 1/2	76 X 1; XII 1; 78 IV 1; V 15; VII 1
2002 II 1	240	228	228	C$	8 3/4	77 II 1
III 15	350	350	350	C$	15 1/2	82 III 31; V 1
V 1	1,850	1,850	1,850	C$	10	79 V 1; VI 1; VII 15
XII 15	1,625	1,625	1,625	C$	11 1/4	79 XII 15; 80 VII 1; 83 V 15
2003 II 1	2,700	2,700	2,700	C$	11 3/4	80 II 1; VI 1; VIII 1; 83 II 1; IV 27; VI 21; VII 12
2003 X 1	752	716	716	C$	9 1/2	78 VIII 15; X 1
2004 II 1	2,200	2,200	2,200	C$	10 1/4	79 II 1; III 15; III 21; VIII 15
VI 1	550	550	550	C$	13 1/2	84 IV 1; V 1;
X 1	875	875	875	C$	10 1/2	79 X 1; 87 XII 15
2005 III 1	1,775	1,775	1,775	C$	12	83 X 15; XI 8; XII 15; 84 II 1; II 21; XII 15
IX 1	1,375	1,375	1,375	C$	12 1/4	83 VIII 1; IX 1; IX 27; 85 IV 10
2006 III 1	975	975	975	C$	12 1/2	84 III 13; XI 14; 85 III 19
X 1	1,025	1,025	1,025	C$	14	84 VI 1; VII 11; VIII 1
2007 III 1	325	325	325	C$	13 3/4	84 VI 19
X 1	700	700	700	C$	13	84 VIII 22; IX 12
2008 III 1	750	750	750	C$	12 3/4	84 X 1; X 24
VI 1	2,475	3,450	3,450	C$	10	85 XII 15; 87 IX 1; 88 II 1; IV 14; VI 1; VII 21; X 15; XII 15; 89 II 23; VI 1
X 1	725	725	725	C$	11 3/4	85 II 1; V 1
2009 III 1	400	400	400	C$	11 1/2	85 V 22
VI 1	925	925	925	C$	11	85 X 1; X 23; 87 X 15
X 1	1,300	1,300	1,300	C$	10 3/4	85 VI 12; VII 1; IX 1; 88 IX 1
2010 III 1	325	325	325	C$	9 3/4	86 III 15
VI 1	650	650	2,525	C$	9 1/2	86 IV 10; 87 VII 1; 89 VII 1; VIII 10; X 1; XII 15
X 1	325	325	325	C$	8 3/4	86 IV 28
2011 III 1	1,975	1,975	1,975	C$	9	86 VII 3; IX 2; X 23; XII 15; 87 V 1; 88 III 15
VI 1	750	750	750	C$	8 1/2	87 II 19; III 15
2014 III 15		850	850	C$	10 1/4	89 III 15; III 30
TOTAL	120,154	122,415	127,776			

Special features of a number of issues are as follows:

(a) This item represents the cancellation of securities held by purchase funds.
(b) Callable after 15 September 1996.
(c) On 18 March 1975 the Government of Canada announced that the 3% perpetual bonds will be redeemed at par on 15 September 1996.
(d) Callable after 1 April 1988.
(e) Callable after 15 October 1988.
(f) Canadair debt assumed by the Government of Canada; the 12½% notes were originally issued on November 15, 1982 and the 8½% notes on April 26, 1982.
(g) This item represents the cancellation of securities held by Securities Investment Account.

Les renvois ci-dessous indiquent les particularités de certaines émissions:

(a) Annulation de titres détenus par le fonds de rachat.
(b) Remboursables par anticipation après le 15 septembre 1996.
(c) Le 18 mars 1975, le gouvernement canadien a annoncé que les rentes perpétuelles 3 % seront remboursées à leur valeur nominale le 15 septembre 1996.
(d) Remboursables par anticipation, après le 1er avril 1988.
(e) Remboursables par anticipation, après le 15 octobre 1988.
(f) La dette de Canadair a été assumée par le gouvernement canadien; les billets 12½ % avaient été émis le 15 novembre 1982 et les billets 8½ % le 26 avril 1982.
(g) Annulation de titres détenus par la Caisse de placements.

Government of Canada direct and guaranteed securities and loans: Distribution of holdings

Titres et emprunts émis ou garantis par le gouvernement canadien : Répartition des portefeuilles

Millions of dollars, par value **En millions de dollars, valeur nominale**

End of period **En fin de période**	Securities **Titres**																
	Bank of Canada **Banque du Canada**			Chartered banks[1] **Banques à charte[1]**			General public **Public**							Total Government of Canada accounts **Ensemble des comptes du gouvernement canadien**			
	Treasury bills **Bons du Trésor**	Bonds **Obligations**	Total **Total**	Treasury bills **Bons du Trésor**	Bonds **Obligations**	Total **Total**	Treasury bills **Bons du Trésor**	Marketable bonds **Obligations négociables**	Total market issues **Ensemble des titres négociables**	Estimated distribution **Répartition (estimations)** Residents **Résidents**	Non-residents **Non-résidents**	Canada Savings Bonds **Obligations d'épargne du Canada**	Total **Total**	Treasury bills **Bons du Trésor**	Bonds **Obligations**	Total **Total**	Of which: Purchase Fund holdings **Dont : Fonds de rachat**
	B2470	B2471	B2469	B2473	B2474	B2472	B2477	B2478	B2476	B2479	B2480	B2406	B2440	B2466	B2467	B2461	B2463
1979	4,345	9,409	13,754	6,690	3,378	10,068	4,038	21,507	25,545	19,682	5,863	18,854	44,399	187	720	907	157
1980	5,433	10,660	16,093	7,500	2,451	9,952	7,591	28,331	35,921	28,363	7,558	17,523	53,445	211	764	974	81
1981	5,431	11,787	17,218	8,632	1,593	10,226	6,406	32,521	38,927	29,788	9,139	25,592	64,519	231	901	1,132	122
1982	2,483	13,059	15,541	10,203	1,673	11,877	12,667	36,936	49,603	38,781	10,822	33,584	83,186	372	1,089	1,461	122
1983	2,816	14,367	17,184	13,543	2,958	16,501	22,280	41,010	63,291	51,411	11,880	39,704	102,995	386	1,255	1,642	122
1984	3,555	13,756	17,311	12,997	2,128	15,125	32,760	53,543	86,303	70,395	15,908	43,498	129,802	364	1,360	1,724	284
1985	4,060	11,746	15,806	12,629	2,443	15,072	42,357	71,160	113,517	92,988	20,529	49,493	163,010	354	1,655	2,009	156
1986	7,967	10,455	18,422	15,161	2,340	17,501	46,319	87,183	133,502	101,663	31,839	45,185	178,687	252	2,216	2,469	54
1987	9,847	10,565	20,412	11,498	3,415	14,913	52,622	95,981	148,603	113,352	35,278	53,799	202,401	234	3,393	3,626	115
1988	9,945	10,708	20,653	13,745	3,924	17,669	71,024	104,313	175,337	125,118	50,219	53,318	228,655	387	4,245	4,632	242
1989																	
1987 N	9,601	10,555	20,156	11,712	3,353	15,064	55,652	95,500	151,152			54,117	205,269	234	3,387	3,621	109
D	9,847	10,565	20,412	11,498	3,415	14,913	52,622	95,981	148,603	113,352	35,278	53,799	202,401	234	3,393	3,626	115
1988 J	9,365	10,573	19,939	11,712	2,931	14,643	53,092	96,895	149,987			53,625	203,612	231	3,393	3,624	115
F	8,991	10,377	19,369	11,875	3,402	15,276	56,394	97,804	154,198			53,071	207,269	240	3,392	3,633	115
M	10,026	10,483	20,509	11,437	4,132	15,569	59,297	96,824	156,121	116,756	40,652	52,558	208,680	290	3,425	3,715	139
A	9,051	10,465	19,516	11,875	4,195	16,071	62,483	97,688	160,171			52,191	212,362	241	3,427	3,668	139
M	8,146	10,466	18,612	11,811	3,835	15,646	63,660	99,072	162,732			51,683	214,415	283	3,587	3,870	173
J	9,071	10,545	19,616	12,879	3,839	16,717	65,751	100,358	166,110	119,192	46,917	51,129	217,238	399	3,779	4,178	173
J	9,597	10,620	20,217	12,658	3,514	16,172	65,832	101,579	167,411			50,654	218,066	313	3,902	4,215	173
A	8,916	10,642	19,558	13,540	3,851	17,391	63,532	102,325	165,857			50,191	216,048	812	3,896	4,708	173
S	10,025	10,727	20,752	12,996	3,832	16,828	64,794	103,835	168,629	119,640	48,989	49,719	218,348	785	3,925	4,710	208
O	10,332	10,765	21,097	14,037	3,986	18,023	68,885	103,873	172,758			49,363	222,121	346	3,944	4,290	208
N	9,893	10,695	20,587	13,740	3,633	17,373	67,802	104,204	172,006			53,970	225,977	415	4,030	4,445	242
D	9,945	10,708	20,653	13,745	3,924	17,669	71,024	104,313	175,337	125,118	50,219	53,318	228,655	387	4,245	4,632	242
1989 J	9,420	10,718	20,138	12,110	3,380	15,490	73,376	105,983	179,359			52,750	232,109	294	4,349	4,644	242
F	9,913	10,772	20,685	13,307	3,306	16,613	77,517	106,610	184,127			48,944	233,071	263	3,911	4,174	0
M	9,083	10,631	19,714	13,303	2,906	16,209	80,046	107,849	187,895	132,861R	55,034R	47,048	234,943	268	4,070	4,338	6
A	9,299	10,479	19,778	13,722	3,104	16,826	82,485	107,991	190,476			45,612	236,088	294	4,149	4,443	6
M	9,626	10,479	20,105	13,702	2,755	16,457	84,637	108,107	192,744			43,985	236,729	285	4,250	4,535	6
J	12,017	10,442	22,458	14,699	2,528	17,227	87,727	108,205	195,932	143,373R	52,559R	42,774	238,706	407	4,340	4,747	37
J	13,189	10,349	23,538	13,502	1,811	15,313	87,426	109,047	196,473			42,258	238,731	283	4,435	4,718	37
A	11,690	10,174	21,864	15,388	1,664	17,052	89,223	111,578	200,800			41,813	242,614	250	4,467	4,716	37
S	11,521	10,204	21,725	15,806	1,592R	17,397R	88,305	112,531R	200,836R	144,629	56,207	41,451	242,286R	268	4,537	4,806	69
O	11,571	10,097	21,668	14,612R	1,806R	16,418R	89,086R	113,277R	202,363R			41,304	243,667R	282	4,389	4,671	69
N	11,344	10,010	21,354	15,526	1,786	17,312	91,624	114,000	205,625			42,874	248,498	306	4,391	4,696	100
D																	
1989 O 4	11,044	10,084	21,128	14,908	1,591R	16,499R	89,607	113,008R	202,615R			41,445	244,060R	341	4,526	4,867	69
11	11,156	10,084	21,240	14,582	1,475R	16,058R	90,121	113,075R	203,196R			41,266	244,462R	340	4,533	4,874	69
18	11,075	10,084	21,159	14,405	1,779R	16,184R	89,036	112,460R	201,497R			41,194	242,691R	333	4,505	4,839	69
25	11,322	10,084	21,406	14,102	1,606R	15,708R	89,374	113,377R	202,751R			41,117	243,867R	303	4,505	4,808	69
N 1	11,734	10,010	21,744	15,145	1,688R	16,833R	89,326	113,481R	202,807R			44,199R	247,007R	345	4,507	4,853	69
8	11,203	10,010	21,213	15,996	2,118R	18,114R	91,104	113,024R	204,128R			43,046R	247,174R	347	4,507	4,854	69
15	11,401	10,010	21,411	16,622	1,889R	18,511R	90,496	113,155R	203,651R			43,066R	246,716R	381	4,391	4,772	69
22	11,343	10,010	21,353	15,166	1,870R	17,036R	91,635	113,920R	205,555R			42,981R	248,536R	356	4,391	4,747	69
29	11,333	10,010	21,343	15,010R	1,703R	16,713R	92,141R	114,083R	206,224R			42,873R	249,098R	316	4,391	4,707	69
D 6	11,176	10,010	21,186	16,726R	1,731R	18,457R	91,535R	114,461R	205,596R			42,878R	248,873R	363	4,382R	4,746R	69
13	11,683	10,010	21,693	16,173	1,800	17,973	91,993	114,364	206,357			42,628	248,985	351	4,414	4,765	100
20	11,241	10,052	21,293	16,395	1,815	18,210	91,707	114,771	206,479			42,534	249,013	356	4,411	4,768	100
27	11,213	10,052	21,265	16,147	1,790	17,936	92,377	114,776	207,153			42,506	249,659	363	4,411	4,775	100

(1) Exclude investment dealer subsidiaries

(1) **A l'exclusion des filiales de courtage en valeurs mobilières**

Total securities outstanding (excluding U.S.-pay "Canada Bills") Encours total des titres («Bons du Canada» en dollars É.-U. exclus)	Total loans, drawings under standby facilities and U.S.-pay "Canada Bills" Emprunts plus tirages sur lignes de crédit et «Bons du Canada» en dollars É.-U.	Total securities, loans outstanding and U.S.-pay "Canada Bills" Ensemble de l'encours des titres, des emprunts et «Bons du Canada» en dollars É.-U.	Of which: Dont: Unmatured direct debt Dette non échue contractée par le gouvernement — Payable in Canadian dollars En dollars canadiens: Treasury bills Bons du Trésor	Marketable bonds Titres négociables	Non-marketable bonds Titres non négociables	Total Total	Payable in foreign currencies En monnaies étrangères: Marketable bonds Titres négociables	U.S.-pay "Canada Bills" «Bons du Canada» eu dollars É.-U.	Drawings under standby facilities Tirages sur lignes de crédit: Canadian banks Banques canadiennes	Foreign banks Banques étrangères	Term loans Empruuts à terme	Total Total	Total Total	Unmatured guaranteed debt Dette non écbue garantie par le gouvernement	End of period En fin de période
B2400	B2500	B2501	B2504	B2505	B2506	B2503	B2508	B2516	B2509	B2510	B2511	B2507	B2502	B2401	
69,128	1,472	70,600	15,260	30,994	18,832	65,086	3,406		350		1,122	4,878	69,964	488	1979
80,464	2,195	82,659	20,735	38,220	17,399	76,354	3,352		716	358	1,121	5,547	81,901	481	1980
93,094	1,054	94,148	20,700	42,872	25,543	89,115	3,590				1,054	4,644	93,759	176	1981
112,065	369	112,434	25,725	47,491	33,608	106,824	4,891				369	5,260	112,084	170	1982
138,319	376	138,694	39,025	54,861	39,584	133,470	4,337				376	4,713	138,183	164	1983
163,961	1,149	165,110	49,675	65,983	43,385	159,043	4,410				1,149	5,559	164,602	161	1984
195,897	3,296	199,193	59,400	79,348	49,278	188,026	7,163		1,258		2,038	10,459	198,485	96	1985
217,078	3,294	220,372	69,700	90,659	46,378	206,737	9,820	1,290			2,004	13,114	219,851	94	1986
241,353	3,846	245,199	74,200	101,824	56,047	232,071	9,004	1,391			2,455	12,850	244,921		1987
271,609	2,247	273,856	95,100	112,799	55,843	263,742	7,356	1,245			1,002	9,603	273,345		1988
293,882	788	294,670	120,550	122,705	45,141	288,396	5,070	788				5,858	294,254		1989
244,111	3,519	247,630	77,200	101,774	56,338	235,312	8,492	1,473			2,046	12,011	247,323		1987 N
241,353	3,846	245,199	74,200	101,824	56,047	232,071	9,004	1,391			2,455	12,850	244,921		D
241,817	3,791	245,608	74,400	102,274	55,907	232,581	9,004	1,336			2,455	12,795	245,376		1988 J
245,546	3,696	249,242	77,500	103,449	55,366	236,315	9,004	1,241			2,455	12,700	249,015		F
248,473	3,302	251,774	81,050	103,899	54,867	239,816	8,438	1,045			2,257	11,740	251,556		M
251,616	3,335	254,951	83,650	104,824	54,510	242,984	8,431	1,078			2,257	11,766	254,750		A
252,543	3,423	255,966	83,900	105,874	54,151	243,925	8,431	1,166			2,257	11,854	255,779		M
257,750	2,947	260,697	88,100	107,699	53,834	249,633	7,945	881			2,066	10,892	260,525		J
258,670	2,079	260,749	88,400	108,674	53,493	250,567	7,945	1,107			972	10,024	260,591		J
257,705	2,035	259,740	86,800	109,774	53,035	249,609	7,945	1,063			972	9,980	259,589		A
260,638	1,857	262,495	88,600	111,399	52,567	252,566	7,924	899			958	9,781	262,347		S
265,530	2,233	267,763	93,600	112,224	52,239	258,063	7,316	1,275			958	9,549	267,612		O
268,382	2,028	270,410	91,850	112,199	56,411	260,460	7,316	1,070			958	9,344	269,804		N
271,609	2,247	273,856	95,100	112,799	55,843	263,742	7,356	1,245			1,002	9,603	273,345		D
272,380	2,187	274,567	95,200	114,049	55,389	264,638	7,356	1,185			1,002	9,543	274,181		1989 J
274,543	2,111	276,654	101,000	114,523	51,622	267,145	7,048	1,109			1,002	9,159	276,304		F
275,203	2,065	277,268	102,700	115,748	49,759	268,207	6,672	1,131			934	8,737	276,944		M
277,135	2,082	279,216	105,800	116,123	48,345	270,268	6,566	1,148			934	8,648	278,916		A
277,826	1,850	279,676	108,250	116,123	46,740	271,113	6,440	1,131			719	8,290	279,403		M
283,139	1,743	284,882	114,850	116,123	45,598	276,571	6,292	1,078			665	8,035	284,606		J
282,300	1,782	284,082	114,400	116,773	45,125	276,298	5,754	1,117			665	7,536	283,834		J
286,246	1,925	288,171	116,550	119,030	44,703	280,283	5,754	1,260			665	7,679	287,962		A
286,214	1,548	287,762	115,900	120,030	44,351	280,281	5,739	871			677	7,287	287,568		S
286,423R	1,587	288,010R	115,550	121,055	44,212	280,817	5,413	910			677	7,000	287,817		O
291,861R	1,030	292,891R	118,800	121,880	45,495	286,175	5,207	1,030				6,237	292,412		N
293,883	788	294,670	120,550	122,705	45,141	288,396	5,070	788				5,858	294,254		D
286,554															1989 O 4
286,634															11
284,873															18
285,789															25
290,436R															N 1
291,355R															8
291,410R															15
291,671R															22
291,861R															29
293,263R															D 6
293,415															13
293,283															20
293,635															27

Government of Canada direct and guaranteed securities and loans: Distribution by type of holder

Titres et emprunts émis ou garantis par le gouvernement canadien : Répartition par type de détenteur

Millions of dollars, par value **En millions de dollars, valeur nominale**

End of period **En fin de période**	Bank of Canada **Banque du Canada**	Chartered banks **Banques à charte**			Government of Canada accounts **Comptes du gouvernement canadien**	General public **Public**									
						Financial institutions **Institutions financières**									
		Securities **Titres**	Drawings under standby facilities **Tirages sur lignes de crédit**	Total **Total**		Trust companies **Sociétés de fiducie**	Mortgage loan companies **Sociétés de prêt hypothécaire**	Sales finance and consumer loan companies **Sociétés de financement ou de prêt à la consommation**	Quebec savings banks* **Banques d'épargne du Québec***	Investment dealers **Courtiers en valeurs mobilières**	Investment funds **Sociétés de placement**	Closed-end funds **Sociétés d'investissement à capital fixe**	Local and central credit unions and caisses populaires **Caisses populaires et credit unions locales et centrales**	Life insurance companies **Compagnies d'assurance-vie**	Other insurance companies **Autres compagnies d'assurance**
	B2469M	B2472M	B2509M	B2512M	B2461M				B2203M						
1978	12,046	9,821	1,660	11,481	1,189	774	146	9	66	593	103	3	551	1,650	1,897
1979	13,754	10,068	350	10,418	907	959	143		44	541	179	7	537	2,595	2,230
1980	16,093	9,952	716	10,668	974	1,537	342		48	1,056	282	24	844	3,087	2,699
1981	17,218	10,226		10,226	1,132	1,273	249	7	120	829	257	10	849	3,483	3,148
1982	15,541	11,877		11,877	1,461	1,775	501	31	74	2,069	386	20	939	4,458	3,561
1983	17,184	16,501		16,501	1,642	2,751	1,248	98	219	2,097	708	32	1,379	5,379	3,942
1984	17,311	15,125		15,125	1,724	2,702	1,753	377	264	2,813	960	26	1,555	7,740	4,323
1985	15,806	15,072	1,258	16,330	2,009	2,786	2,001	29	371	3,245	1,705	32	2,109	10,360	5,062
1986	18,422	17,501		17,501	2,469	4,835	2,607	10	135	3,820	2,925	49	2,008	10,222	5,887
1987	20,412	14,913		14,913	3,626	3,621	3,654			3,486	4,410	45	2,561	11,270	6,730
1988	20,653	17,669		17,669	4,632	4,715	3,844			3,524	4,905	29	2,686	10,062	
1982 II	16,683	8,470		8,470	1,204	1,342	388	9	101	709	313	15	831	3,596	
III	14,901	10,424	1,162	11,586	1,335	1,419	345		74	1,785	343	21	869	4,062	
IV	15,541	11,877		11,877	1,461	1,775	501	31	74	2,069	386	20	939	4,458	
1983 I	15,250	13,392		13,392	1,435	2,203	613	26	134	2,124	533	18	1,150	4,706	
II	16,142	16,093		16,093	1,378	2,859	1,048	34	143	1,903	648	149	1,065	4,903	
III	16,660	18,134		18,134	1,520	2,926	1,181	98	152	2,987	804	31	1,364	4,995	
IV	17,184	16,501		16,501	1,642	2,751	1,248	98	219	2,097	859	32	1,379	5,379	
1984 I	17,057	15,763	510	16,273	1,664	2,902	1,447	107	221	1,906	1,009	29	1,496	5,659	
II	17,495	15,351	527	15,878	1,766	2,442	1,513	103	198	2,060	1,139	44	1,433	6,141	
III	16,775	15,506	527	16,033	1,637	2,811	1,432	113	228	3,030	1,027	22	1,515	7,050	
IV	17,311	15,125		15,125	1,724	2,702	1,753	377	264	2,813	1,018	26	1,555	7,740	
1985 I	16,704	15,151	545	15,696	1,478	3,069	1,569	110	348	3,085	1,152	31	1,887	8,651	
II	16,688	13,724	679	14,403	1,628	4,209	2,151	11	424	4,025	1,233	30	2,141	10,119	
III	16,359	16,025	344	16,369	1,720	3,639	2,138	22	418	4,677	1,558	35	2,057	10,961	
IV	15,806	15,072	1,258	16,330	2,009	2,786	2,001	29	371	3,245	1,705	32	2,109	10,360	
1986 I	14,419	12,770	1,605	14,375	1,913	3,870	1,908	19	213	5,190	2,232	42	2,195	11,734	
II	14,232	16,402	829	17,231	2,259	5,002	1,918	19	184	3,107	2,592	46	2,804	12,365	
III	16,173	14,496		14,496	2,620	4,840	2,393	53	170	4,045	2,982	46	2,687	11,672	
IV	18,422	17,501		17,501	2,469	4,835	2,607	10	135	3,820	2,925	49	2,008	10,222	
1987 I	17,437	20,365		20,365	2,639	6,364	2,838	10	230	5,252	3,289	56	2,602	11,966	
II	20,082	19,742		19,742	3,249	5,401	3,288	10	301	3,994	4,006	79	3,224	11,352	
III	19,296	17,472		17,472	3,525	4,898	3,976			3,005	4,218	40	3,261	11,388	
IV	20,412	14,913		14,913	3,626	3,621	3,654			3,486	4,410	45	2,561	11,270	
1988 I	20,509	15,569		15,569	3,715	4,365	4,098			3,485	5,247	37	2,885	11,218	
II	19,616	16,717		16,717	4,178	4,836	4,382			3,721	4,894	38	2,520	11,166	
III	20,752	16,828		16,828	4,710	4,381	3,891			3,881	4,910	27	2,587	11,114	
IV	20,653	17,669		17,669	4,632	4,715	3,844			3,524	4,905	29	2,686	11,062	
1989 I	19,714	16,209		16,209	4,338	4,232	4,716			4,425	5,062	27	2,539	11,449	
II	22,458	17,227		17,227	4,747	6,040	3,883			4,695	5,452	21	3,304	12,409	
III	21,725	17,397R		17,397R	4,806	5,854	3,819			3,816	5,988	27		13,811	

*Effective September 28, 1987 Montreal City and District Savings Bank became a chartered bank.

***La Banque d'Épargne de la Cité et du District de Montréal est devenue banque à charte le 28 septembre 1987.**

Trusteed pension funds Caisses de retraite gérées en fiducie: Incorporated and unincorporated business Sociétés et autres entreprises	Trusteed pension funds Caisses de retraite gérées en fiducie: Other Autres entreprises	Non-financial corporations Sociétés non financières	Provincial governments Provinces	Municipal governments Municipalités	All other holdings of market issues by Canadian residents (residual) Autres résidents canadiens : Titres négociables (données obtenues par soustraction)	Canada Savings Bonds Obligations d'épargne du Canada	Total residents of Canada Ensemble des résidents canadiens	Non-residents Non-résidents: Securities (residual) Titres (données obtenues par soustraction)	Non-residents Non-résidents: Drawings under standby facilities and U.S.-pay "Canada Bills" Tirages sur lignes de crédit et «Bons du Canada» en dollars É.-U.	Non-residents Non-résidents: Term loans Emprunts à terme	Non-residents Non-résidents: Total Total	Total general public Total détenu par le public	Total securities, loans outstanding and U.S.-pay "Canada Bills" Ensemble de l'encours des titres, des emprunts et «Bons du Canada» en dollars É.-U.	End of period En fin de période
						B2406M		B2480	B2517M	B2511M	B2513	B2514	B2501M	
1,072	503	338	1,531	54	3,635	20,183	33,108	4,683	1,542	261	6,486	39,594	64,310	1978
2,303	1,151	310	2,678	95	5,910	18,854	38,536	5,863		1,122	6,985	45,521	70,600	1979
3,317	1,708	416	4,339	137	8,528	17,523	45,887	7,558	358	1,121	9,037	54,924	82,659	1980
3,822	1,866	509	4,212	169	8,985	25,592	55,380	9,139		1,054	10,193	65,573	94,148	1981
4,652	2,399	2,145	4,469	292	11,009	33,584	72,364	10,822		369	11,191	83,555	112,434	1982
5,872	3,270	5,363	5,523	336	13,194	39,704	91,115	11,880		376	12,256	103,371	138,694	1983
7,286	4,854	6,447	7,611	695	20,990	43,498	113,894	15,908		1,149	17,057	130,951	165,110	1984
9,535	6,002	6,789	11,160	759	31,115	49,493	142,481	20,529		2,038	22,567	165,048	199,193	1985
11,119	8,332	5,072	11,231	993	32,436	45,185	146,848	31,839	1,290	2,004	35,133	181,981	220,372	1986
12,159	9,231	6,901	12,575	1,089	35,750	53,799	167,151	35,278	1,391	2,455	39,124	206,275	245,199	1987
		7,685	13,343	1,242		53,318	178,436	50,219	1,245	1,002	52,466	230,902	273,856	1988
						24,613	56,701	10,897	1,936	352	13,185	69,886	97,405	1982 II
						24,157	59,570	11,141	618	322	12,081	71,651	98,312	III
						33,584	72,364	10,822		369	11,191	83,555	112,434	IV
						32,753	74,144	11,191		362	11,553	85,697	115,774	1983 I
						31,986	76,253	11,010		359	11,369	87,622	121,235	II
						31,352	78,904	11,575		367	11,942	90,846	127,159	III
						39,704	91,115	11,880		376	12,256	103,371	138,694	IV
						38,403	94,795	12,321		398	12,719	107,514	142,507	1984 I
						36,122	98,084	14,155	659	558	15,372	113,457	148,597	II
						34,099	103,552	15,484		1,171	16,655	120,207	154,652	III
						43,498	113,894	15,908		1,149	17,057	130,951	165,110	IV
						42,167	117,416	18,271	1,364	1,172	20,807	138,223	172,101	1985 I
						40,925	125,045	19,571	340	1,178	21,089	146,134	178,852	II
						39,998	130,805	20,748		1,346	22,094	152,899	187,346	III
						49,493	142,481	20,529		2,038	22,567	165,048	199,193	IV
						44,607	145,240	23,183	628	2,247	26,058	171,298	202,005	1986 I
						43,015	146,894	24,976		2,426	27,402	174,296	208,018	II
						41,726	147,778	27,508		2,052	29,560	177,338	210,626	III
						45,185	146,848	31,839	1,290	2,004	35,133	181,981	220,372	IV
						43,854	152,456	33,361	1,045	2,047	36,453	188,909	229,349	1987 I
						42,366	152,647	33,139	1,667	2,077	36,883	189,530	232,603	II
						40,882	159,527	34,426	1,465	2,046	37,937	197,464	237,757	III
						53,799	167,151	35,278	1,391	2,455	39,124	206,275	245,199	IV
						52,558	169,314	40,652	1,045	2,257	43,954	213,268	251,774	1988 I
						51,129	170,321	46,917	881	2,066	49,864	220,185	260,697	II
						49,719	169,359	48,989	899	958	50,846	220,205	262,495	III
						53,318	178,436	50,219	1,245	1,002	52,466	230,902	273,856	IV
						47,048	179,909R	55,034R	1,131	934	57,099R	237,008	277,268	1989 I
						42,774	186,147R	52,559R	1,078	665	54,302R	240,449	284,882	II
						41,451	186,079	56,207	871	677	57,755	243,834R	287,762	III

Government of Canada direct and guaranteed securities and loans: Classified by remaining term to maturity and type of asset

Titres et emprunts émis ou garantis par le gouvernement canadien : Répartition par terme à courir et catégorie d'avoirs

Millions of dollars, par value En millions de dollars, valeur nominale

End of period En fin de période	Unmatured direct and guaranteed securities (excluding Canada Savings Bonds and perpetuals) Titres non échus émis ou garantis par le gouvernement (non compris les obligations d'épargne du Canada et les rentes perpétuelles)							Perpetuals Rentes perpétuelles	Total loans, drawings under standby facilities and U.S.-pay "Canada Bills" Emprunts plus tirages sur lignes de crédit et «Bons du Canada» en dollars É.-U.	Non-market securities Titres non négociables		Matured and outstanding market issues Titres négociables échus mais non encaissés	Total securities, loans outstanding and U.S.-pay "Canada Bills" Ensemble de l'encours des titres, des emprunts et «Bons du Canada»en dollars É.-U.		
	3 years and under 3 ans ou moins		3-5 years 3 à 5 ans	5-10 years 5 à 10 ans	10 years and over 10 ans ou plus	Total Total	Average term to maturity (years, months) Échéance moyenne (années, mois)			Canada Savings Bonds Obligations d'épargne du Canada	Other bonds Autres obligations		Total Total	Direct debt Dette contractée par le gouvernement	Guaranteed debt Dette garantie par le gouvernement
	Treasury bills Bons du Trésor	Bonds Obligations													
	B2425	B2426	B2427	B2428	B2429	B2424	B2430	B2421	B2500	B2406	B2407	B2405	B2501	B2515	B2401
1978	13,135	7,774	7,799	2,971	8,878	40,556	5:11		3,463	20,183	94	14	64,310	63,818	492
1979	15,260	9,165	8,358	3,249	14,117	50,148	7:2		1,472	18,854	112	15	70,600	70,112	488
1980	20,735	12,677	8,968	3,206	17,202	62,788	6:10		2,195	17,523	134	18	82,659	82,178	481
1981	20,700	16,594	8,581	2,788	18,676	67,338	6:6		1,054	25,592	150	14	94,148	93,972	176
1982	25,725	19,037	9,896	4,644	18,974	78,276	5:10		369	33,584	170	36	112,434	112,264	170
1983	39,025	17,952	9,336	10,114	21,962	98,388	5:5		376	39,704	186	41	138,694	138,530	164
1984	49,675	20,061	7,590	15,835	27,067	120,229	5:7		1,149	43,498	205	29	165,110	164,949	161
1985	59,400	19,744	13,343	24,524	28,996	146,006	5:6		3,296	49,493	375	22	199,193	199,097	96
1986	69,700	23,956	15,452	30,084	31,082	170,273	5:1		3,294	45,185	1,601	20	220,372	220,278	94
1987	74,200	26,701	19,659	32,016	32,452	185,027	4:11		3,846	53,799	2,493	34	245,199	245,199	
1988	95,100	31,734	21,975	32,645	33,801	215,254	4:4		2,247	53,318	3,007	29	273,856	273,856	
1989	120,550	36,149	23,486	31,768	36,373	248,326	3:11		788	42,444	3,072	41	294,670	294,670	
1987 D	74,200	26,701	19,659	32,016	32,452	185,027	4:11		3,846	53,799	2,493	34	245,199	245,199	
1988 J	74,400	26,701	19,659	32,466	32,452	185,677	4:11		3,791	53,625	2,492	23	245,608	245,608	
F	77,500	27,304	20,605	31,741	32,802	189,952	4:10		3,696	53,071	2,492	31	249,242	249,242	
M	81,050	26,908	19,790	32,972	32,667	193,387	4:9		3,302	52,558	2,492	36	251,774	251,774	
A	83,650	26,908	19,908	33,781	32,658	196,904	4:8		3,335	52,191	2,493	27	254,951	254,951	
M	83,900	28,224	20,142	33,281	32,658	198,204	4:8		3,423	51,683	2,636	20	255,966	255,966	
J	88,100	28,217	20,702	33,274	33,451	203,743	4:7		2,947	51,129	2,858	20	260,697	260,697	
J	88,400	29,917	21,802	30,749	34,151	205,018	4:6		2,079	50,654	2,981	16	260,749	260,749	
A	86,800	29,917	22,402	31,249	34,151	204,518	4:6		2,035	50,191	2,981	15	259,740	259,740	
S	88,600	31,724	21,741	30,981	34,877	207,923	4:6		1,857	49,719	2,981	15	262,495	262,495	
O	93,600	30,683	23,048	31,282	34,526	213,139	4:5		2,233	49,363	3,004	24	267,763	267,763	
N	91,850	30,058	23,048	31,882	34,526	211,364	4:5		2,028	53,970	3,006	41	270,410	270,410	
D	95,100	31,734	21,975	32,645	33,801	215,254	4:4		2,247	53,318	3,007	29	273,856	273,856	
1989 J	95,200	31,734	21,975	33,895	33,801	216,604	4:4		2,187	52,750	3,006	19	274,567	274,567	
F	101,000	32,630	22,279	32,576	34,087	222,571	4:2		2,111	48,944	3,006	22	276,654	276,654	
M	102,700	32,910	22,722	31,851	34,937	225,120	4:3		2,065	47,048	3,006	30	277,268	277,268	
A	105,800	33,256	23,119	31,377	34,937	228,489	4:2		2,082	45,612	3,007	28	279,216	279,216	
M	108,250	33,274	24,175	30,177	34,937	230,813	4:1		1,850	43,985	3,011	18	279,676	279,676	
J	114,850	35,414	22,029	29,510	35,462	237,265	4:0		1,743	42,774	3,068	32	284,882	284,882	
J	114,400	35,249	20,981	30,385	35,912	236,927	4:0		1,782	42,258	3,070	45	284,082	284,082	
A	116,550	34,807	20,981	32,535	36,462	241,334	4:0		1,925	41,813	3,070	29	288,171	288,171	
S	115,900	35,947	20,119	32,491	37,212	241,669	4:0		1,548	41,451	3,070	24	287,762	287,762	
O	115,550	35,222	23,419	29,904	37,923	242,018	4:1		1,587	41,304	3,070	31R	288,010R	288,010R	
N	118,800	34,841	22,919	30,654	38,673	245,887	4:0R		1,030	42,874R	3,072	29R	292,891R	292,891R	
D	120,550	36,149	23,486	31,768	36,373	248,326	3:11		788	42,444	3,072	41	294,670	294,670	
1989 O 4	115,900		126,044			241,944				41,445	3,070	94			
11	116,200		126,044			242,244				41,266	3,070	54			
18	114,850		125,716			240,566				41,194	3,070	42			
25	115,100		126,468			241,568				41,117	3,070	34			
N 1	116,550		126,543			243,093				44,199R	3,072	71R			
8	118,650		126,543			245,193				43,046R	3,072	44R			
15	118,900		126,337			245,237				43,066R	3,072	35R			
22	118,500		127,087			245,587				42,981R	3,072	31R			
29	118,800		127,087			245,887				42,873R	3,072	29R			
D 6	119,800		127,487			247,287				42,878R	3,072	26R			
13	120,200		127,487			247,687				42,628	3,072	28			
20	119,700		127,912			247,612				42,534	3,072	66			
27	120,100		127,912			248,012				42,506	3,072	45			
1990 J 3	120,550		127,776			248,326				42,495	3,071	39			
10	121,400		128,426			249,826				42,318	3,071	34			

Government of Canada direct and guaranteed securities and loans: Holdings of general public classified by remaining term to maturity

Titres et emprunts émis ou garantis par le gouvernement canadien : Répartition, par terme à courir, des portefeuilles du public

Millions of dollars, par value En millions de dollars, valeur nominale

End of period En fin de période	Unmatured direct and guaranteed securities (excluding Canada Savings Bonds and perpetuals) Titres non échus émis ou garantis par le gouvernement (non compris les obligations d'épargne du Canada et les rentes perpétuelles)							Perpetuals Rentes perpétuelles	Total loans, drawings under standby facilities and U.S.-pay "Canada Bills" Emprunts plus tirages sur lignes de crédit et «Bons du Canada» en dollars É.-U.	Canada Savings Bonds Obligations d'épargne du Canada	Matured and outstanding market issues Titres négociables échus mais non encaissés	Total securities, loans outstanding and U.S.-pay "Canada Bills" Ensemble de l'encours des titres, des emprunts et «Bons du Canada» en dollars É.-U.
	3 years and under 3 ans ou moins		3-5 years 3 à 5 ans	5-10 years 5 à 10 ans	10 years and over 10 ans ou plus	Total Total	Average term to maturity (years, months) Échéance moyenne (années, mois)					
	Treasury bills Bons du Trésor	Bonds Obligations										
	B2445	B2446	B2447	B2448	B2449	B2444	B2450	B2441		B2406	B2405	B2514
1973	99	1,574	598	1,956	789	5,016	6:8	50		10,726	23	15,814
1974	233	1,486	729	1,517	900	4,866	6:5	50		13,171	20	18,107
1975	559	1,549	941	1,362	1,263	5,673	6:5			15,835	22	21,529
1976	1,429	1,760	897	1,292	2,221	7,599	7:3			16,590	16	24,206
1977	2,708	2,017	1,173	1,687	3,419	11,003	7:6			18,250	12	29,266
1978	3,707	2,371	4,066	1,475	5,977	17,595	8:6		1,803	20,183	14	39,594
1979	4,038	3,606	5,731	1,865	10,290	25,531	10:1		1,122	18,854	15	45,521
1980	7,591	7,316	6,856	1,609	12,533	35,905	8:7		1,479	17,523	18	54,924
1981	6,406	11,200	6,295	1,517	13,496	38,914	8:0		1,054	25,592	14	65,573
1982	12,677	13,466	6,858	3,110	13,468	49,568	6:6		369	33,584	36	83,555
1983	22,280	12,056	6,490	6,684	15,740	63,250	6:0		376	39,704	41	103,371
1984	32,760	14,379	5,576	12,447	21,114	86,276	6:2		1,149	43,498	29	130,951
1985	42,357	15,529	10,830	20,166	24,700	113,582	6:0		2,038	49,493	22	165,133
1986	46,319	19,995	13,415	25,672	28,083	133,485	5:9		3,294	45,185	20	181,981
1987	52,622	22,489	16,640	27,759	29,059	148,569	5:5		3,846	53,799	34	206,247
1988	71,024	27,124	18,150	28,543	30,466	175,307	4:9		2,247	53,318	29	230,902
1989									788	42,444	41	
1986 D	46,319	19,995	13,415	25,672	28,083	133,485	5:9		3,294	45,185	20	181,981
1987 J	45,835	19,987	13,676	26,532	28,439	134,468	5:9		3,179	44,869	16	182,531
F	50,125	21,174	13,270	25,931	29,002	139,502	5:7		3,265	44,338	15	187,120
M	51,904	21,328	12,504	27,040	28,623	141,399	5:7		3,092	43,854	18	188,909
A	52,442	21,224	13,439	27,032	28,621	142,758	5:6		3,159	43,502	15	189,385
M	50,265	22,328	12,037	28,494	28,009	141,133	5:7		3,420	43,004	20	187,576
J	52,152	20,740	13,697	28,823	28,004	143,416	5:7		3,744	42,366	33	189,530
J	54,123	21,170	14,278	28,930	28,268	146,769	5:6		3,747	41,832	24	192,371
A	56,622	22,258	13,634	28,946	28,681	150,140	5:4		3,662	41,324	20	195,122
S	58,672	22,884	14,341	28,195	28,958	153,050	5:3		3,511	40,882	21	197,464
O	58,675	23,565	14,048	28,485	28,712	153,485	5:3		3,502	41,747	20	198,754
N	55,652	22,990	14,689	28,940	28,845	151,116	5:4		3,519	54,117	36	208,788
D	52,622	22,489	16,640	27,759	29,059	148,569	5:5		3,846	53,799	34	206,247
1988 J	53,092	22,736	16,757	28,250	29,130	149,965	5:4		3,791	53,625	23	207,403
F	56,394	23,491	17,170	27,611	29,501	154,167	5:3		3,696	53,071	31	210,965
M	59,297	22,948	16,322	28,051	29,469	156,087	5:2		3,302	52,558	36	211,982
A	62,483	23,040	16,431	28,734	29,457	160,146	5:1		3,335	52,191	27	215,697
M	63,660	24,361	16,941	28,344	29,407	162,712	5:0		3,423	51,683	20	217,838
J	65,751	24,330	17,330	28,653	30,026	166,090	4:11		2,947	51,129	20	220,185
J	65,832	26,109	18,075	26,807	30,571	167,395	4:11		2,079	50,654	16	220,145
A	63,532	26,157	18,516	27,093	30,544	165,842	4:11		2,035	50,191	15	218,083
S	64,794	27,685	17,752	27,419	30,964	168,613	4:11		1,857	49,719	15	220,205
O	68,885	26,469	18,875	27,614	30,891	172,734	4:10		2,233	49,363	24	224,354
N	67,802	25,961	19,095	28,262	30,845	171,965	4:10		2,028	53,970	41	228,005
D	71,024	27,124	18,150	28,543	30,466	175,307	4:9		2,247	53,318	29	230,902
1989 J	73,376	27,550	18,380	29,586	30,448	179,340	4:8		2,187	52,750	19	234,296
F	77,517	28,060	18,748	28,892	30,889	184,105	4:6		2,111	48,944	22	235,182
M	80,046	28,562	19,248	28,315	31,693	187,865	4:7		2,065	47,048	30	237,008
A	82,485	29,139	19,413	27,745	31,667	190,448	4:6		2,082	45,612	28	238,170
M	84,637	29,272	20,423	26,722	31,672	192,726	4:4		1,850	43,985	18	238,579
J	87,727	31,116	18,576	26,300	32,182	195,901	4:4		1,743	42,774	32	240,449
J	87,426	30,985	18,072	27,085	32,859	196,427	4:5		1,782	42,258	45	240,513
A	89,223	30,736	18,190	29,274	33,349	200,772	4:5		1,925	41,813	29	244,539
S	88,305	31,639	17,589	29,404	33,875R	200,812R	4:4		1,548	41,451	24	243,834R
O	89,086R	31,168	20,836	26,450	34,791R	202,332R	4:4		1,587	41,304	31R	245,254R
N	91,624	30,844	20,474	27,322	35,341	205,605	4:4		1,030	42,874R	29R	249,528
D									788	42,444	41	

Thousands of persons, unless otherwise indicated En milliers de personnes, sauf indication contraire

Year and quarter Année ou trimestre	Population at start of period Population au début de la période	Total increase Accroissement total	Births Naissances	Deaths Décès	Net natural increase Accroissement naturel (net)	Immigration Immigration: Total Total	Immigration: Destined for labour force Personnes destinées à la population active	Residual (including emigration) Divers (y compris l'émigration)	Annual rates per 1,000 population Taux annuels par 1 000 habitants: Births Natalité	Annual rates per 1,000 population: Deaths Mortalité	Population at start of period Population au début de la période: Atlantic provinces Provinces atlantiques	Quebec Québec	Ontario Ontario	Prairie provinces Prairies	British Columbia Colombie-Britannique
	D1		D144	D157		D27	D66					D6	D7		D11
1968	20,581	307	364	153	211	184	95	−88	17.7	7.4	2,000	5,902	7,213	3,433	1,988
1969	20,888	294	370	154	215	162	84	−83	17.7	7.4	2,020	5,961	7,338	3,480	2,042
1970	21,182	283	372	156	216	148	78	−81	17.6	7.4	2,030	6,002	7,488	3,506	2,107
1971	21,465	245	362	157	205	122	61	−82	16.9	7.3	2,045	6,017	7,656	3,527	2,168
1972	21,710	233	347	162	185	122	59	−74	16.0	7.5	2,070	6,040	7,769	3,551	2,224
1973	21,942	293	343	164	179	184	92	−71	15.6	7.5	2,093	6,064	7,870	3,576	2,280
1974	22,235	333	346	167	179	218	106	−64	15.5	7.5	2,115	6,103	7,996	3,611	2,350
1975	22,569	315	358	167	191	188	81	−64	15.9	7.4	2,140	6,156	8,125	3,668	2,418
1976	22,884	275	359	167	192	146	60	−64	15.7	7.3	2,173	6,212	8,229	3,749	2,457
1977	23,158	259	362	167	195	115	48	−51	15.6	7.2	2,192	6,263	8,315	3,839	2,486
1978	23,417	227	359	168	191	86	35	−50	15.3	7.2	2,205	6,286	8,408	3,927	2,527
1979	23,645	267	365	168	197	112	48	−42	15.5	7.1	2,215	6,316	8,475	3,999	2,572
1980	23,912	309	371	171	199	143	64	−33	15.5	7.2	2,225	6,360	8,540	4,084	2,636
1981	24,221	262	371	171	200	129	57	−67	15.3	7.1	2,232	6,413	8,600	4,191	2,718
1982	24,483	222	373	174	198	121	55	−97	15.2	7.1	2,233	6,450	8,664	4,292	2,774
1983	24,706	190	374	174	199	89	37	−98	15.1	7.1	2,248	6,465	8,761	4,357	2,803
1984	24,896	195	377	176	201	88	39	−95	15.1	7.1	2,264	6,481	8,860	4,385	2,834
1985	25,090	184	379	178	201	84	38	−102	15.1	7.1	2,275	6,503	8,969	4,406	2,863
1986	25,274	219	378	186	192	99	48	−72	15.0	7.4	2,278	6,528	9,072	4,437	2,883
1987	25,493	294	372	185	187	152	77	−45	14.6	7.3	2,281	6,568	9,201	4,458	2,909
1988	25,787	307	375	186	189	159	75	−41	14.5	7.2	2,287	6,619	9,368	4,475	2,961
1989	26,094										2,299	6,668	9,514	4,505	3,029
1982 IV	24,658	47	90	46	44	27	12	−24	14.6	7.4	2,244	6,463	8,736	4,346	2,798
1983 I	24,706	45	90	46	45	22	9	−22	14.6	7.4	2,248	6,465	8,761	4,357	2,803
II	24,750	53	97	43	54	23	10	−24	15.7	7.0	2,251	6,470	8,782	4,367	2,809
III	24,803	48	95	41	54	23	9	−30	15.4	6.7	2,257	6,476	8,805	4,376	2,817
IV	24,851	45	91	44	46	21	9	−23	14.6	7.1	2,262	6,477	8,833	4,380	2,827
1984 I	24,896	44	91	45	47	19	8	−22	14.7	7.2	2,264	6,481	8,860	4,385	2,834
II	24,940	55	97	44	53	25	11	−23	15.6	7.0	2,267	6,486	8,883	4,390	2,841
III	24,995	52	98	42	56	25	10	−28	15.7	6.8	2,270	6,493	8,914	4,393	2,851
IV	25,047	43	91	45	46	19	9	−22	14.5	7.1	2,273	6,498	8,948	4,396	2,858
1985 I	25,090	39	94	47	47	18	9	−26	15.0	7.4	2,275	6,503	8,969	4,406	2,863
II	25,130	52	100	45	55	21	10	−25	15.9	7.1	2,277	6,508	8,988	4,414	2,867
III	25,181	50	97	43	55	24	10	−29	15.5	6.8	2,277	6,516	9,018	4,420	2,873
IV	25,231	43	88	44	44	21	9	−22	14.0	7.0	2,278	6,523	9,050	4,425	2,880
1986 I	25,274	40	91	50	41	19	9	−20	14.4	8.0	2,278	6,528	9,072	4,437	2,883
II	25,314	59	100	46	54	24	12	−20	15.7	7.2	2,278	6,533	9,093	4,448	2,886
III	25,373	60	97	44	53	26	12	−20	15.3	6.9	2,279	6,544	9,126	4,455	2,893
IV	25,433	60	91	47	44	29	16	−13	14.2	7.3	2,280	6,557	9,167	4,451	2,903
1987 I	25,493	67	91	48	43	35	20	−10	14.3	7.6	2,281	6,568	9,201	4,458	2,909
II	25,560	84	96	44	52	41	21	−9	15.1	6.9	2,283	6,582	9,235	4,466	2,917
III	25,644	77	94	44	51	43	20	−17	14.7	6.8	2,286	6,598	9,280	4,474	2,929
IV	25,721	67	90	49	41	34	16	−9	14.0	7.6	2,288	6,608	9,329	4,474	2,946
1988 I	25,787	60	93	50	43	26	13	−10	14.4	7.8	2,287	6,619	9,368	4,475	2,961
II	25,847	92	100	45	54	48	22	−10	15.4	7.0	2,291	6,628	9,394	4,484	2,973
III	25,939	80	93	45	48	44	20	−13	14.4	6.9	2,295	6,643	9,438	4,495	2,989
IV	26,018	76	89	46	43	41	20	−8	13.7	7.1	2,297	6,654	9,480	4,501	3,009
1989 I	26,094	70	91	49	42	36	19	−9	14.0	7.5	2,299	6,668	9,514	4,505	3,029
II	26,164	84	100	48	52	41	21	−9	15.3	7.4	2,302	6,679	9,546	4,514	3,044
III	26,248	102	96	46	50	65	32	−13	14.6	7.0	2,307	6,694	9,581	4,525	3,061
IV	26,350										2,311	6,714	9,625	4,535	3,085

Millions of dollars, seasonally adjusted at annual rates En millions de dollars, données désaisonnalisées, chiffres annuels

Gross domestic product — Expenditure based Produit intérieur brut — En termes de dépenses

Year and quarter Année ou trimestre	Domestic demand (excluding inventories) Demande intérieure (stocks non compris)											Value of physical change in inventories Variation des stocks			Transactions with non-residents Échanges avec les non-résidents		
	Personal expenditures Dépenses des ménages				Government expenditures Dépenses publiques			Construction Construction		Machinery and equipment Machinerie et équipement	Total Total	Business Entreprises		Total (including Government) Total (secteur public compris)	Exports of goods and services Exportations de biens et services	Imports of goods and services Importations de biens et services	Net balance Solde
	Durables Biens durables	Semi-durables and non-durables Biens semi-durables et non durables	Services Services	Total Total	Current expenditures Dépenses courantes	Gross fixed capital formation Formation brute de capital fixe	Total Total	Residential Résidentielle	Non-residential Non résidentielle			Non-farm Non agricoles	Farm Agricoles				
	D20114	D20118/121	D20126	D20113	D20013	D20014		D20017	D20018	D20019	D20030	D20021	D20022		D20023	D20026	
1969	7,181	21,517	20,395	49,093	14,186	3,055	17,241	4,757	4,772	5,560	81,423	994	477	1,477	17,844	−17,705	139
1970	7,025	22,867	21,961	51,853	16,448	3,173	19,621	4,496	5,385	5,957	87,312	377	−125	239	20,078	−17,830	2,248
1971	8,035	24,521	23,715	56,271	18,228	3,745	21,973	5,589	5,952	6,284	96,069	388	23	371	21,173	−19,531	1,642
1972	9,560	27,148	26,313	63,021	20,136	3,952	24,088	6,663	6,210	7,053	107,035	1,049	−283	782	23,737	−22,779	958
1973	11,537	30,959	29,573	72,069	22,851	4,270	27,121	8,406	7,331	8,851	123,778	1,703	176	1,864	29,767	−28,024	1,743
1974	13,543	36,539	34,149	84,231	27,480	5,410	32,890	10,303	9,185	10,882	147,491	3,808	−243	3,591	37,805	−37,366	439
1975	15,737	41,497	40,332	97,566	33,266	6,243	39,509	11,037	11,706	12,859	172,677	1,057	280	1,368	38,954	−41,362	−2,408
1976	17,542	46,218	47,740	111,500	38,274	6,245	44,519	14,140	12,125	14,197	196,481	1,918	371	2,330	44,252	−45,279	−1,027
1977	18,813	50,484	54,258	123,555	43,411	6,741	50,152	14,879	13,496	15,110	217,192	1,760	61	1,864	51,183	−51,252	−69
1978	20,581	56,081	60,765	137,427	47,386	7,083	54,469	15,874	14,620	17,002	239,392	598	397	1,053	61,152	−60,052	1,100
1979	23,428	62,928	67,034	153,390	52,286	7,339	59,625	16,972	18,154	20,970	269,111	4,770	163	4,993	75,073	−73,279	1,794
1980	25,466	70,886	76,064	172,416	59,250	8,223	67,473	17,402	22,513	24,150	303,954	740	−473	336	87,579	−81,933	5,646
1981	28,116	81,370	86,705	196,191	68,792	9,447	78,239	20,569	27,233	28,870	351,102	697	694	1,186	96,880	−93,001	3,879
1982	26,021	87,842	96,646	210,509	78,655	10,519	89,174	17,587	26,685	26,536	370,491	−9,885	63	−9,753	96,651	−82,598	14,053
1983	30,032	93,819	107,601	231,452	84,571	10,395	94,966	21,312	24,271	25,249	397,250	−2,106	−747	−2,898	103,444	−89,832	13,612
1984	34,699	100,714	116,232	251,645	89,089	11,390	100,479	22,328	24,675	26,306	425,433	5,768	−1,027	4,741	126,035	−110,632	15,403
1985	40,278	108,106	126,119	274,503	95,519	12,886	108,405	25,222	26,747	29,343	464,220	1,997	348	2,281	134,919	−123,388	11,531
1986	44,639	114,081	138,090	296,810	100,337	12,567	112,904	30,806	25,626	32,360	498,506	1,938	860	2,763	137,482	−132,992	4,490
1987	49,705	122,231	151,841	323,777	105,322	12,910	118,232	39,177	27,468	35,647	544,301	1,694	−452	1,204	144,435	−139,354	5,081
1988	54,661	130,636	164,959	350,256	112,443	13,704	126,147	43,726	32,235	41,718	594,082	2,199	−702	1,515	157,273	−153,449	3,824
1983 III	31,008	95,260	108,816	235,084	86,000	10,388	96,388	22,408	23,996	25,340	403,216	420	−388	−152	102,972	−91,388	11,584
IV	32,060	96,748	111,300	240,108	86,700	10,624	97,324	21,340	24,560	26,216	409,548	1,820	−144	1,688	112,756	−101,516	11,240
1984 I	33,832	98,348	113,608	245,788	87,708	10,840	98,548	21,872	24,612	26,300	417,120	4,556	−456	4,000	118,196	−106,700	11,496
II	34,264	100,484	114,832	249,580	88,316	11,224	99,540	21,944	24,572	26,108	421,744	6,948	−748	6,228	125,136	−110,344	14,792
III	34,616	100,648	116,820	252,084	89,312	11,552	100,864	22,488	25,032	26,356	426,824	6,596	−2,012	4,736	130,784	−113,508	17,276
IV	36,084	103,376	119,668	259,128	91,020	11,944	102,964	23,008	24,484	26,460	436,044	4,972	−892	4,080	130,024	−111,976	18,048
1985 I	37,612	105,420	121,916	264,948	94,304	12,208	106,512	23,088	25,340	27,880	447,768	1,496	116	1,516	131,628	−116,108	15,520
II	39,636	106,412	124,424	270,472	95,100	12,856	107,956	23,804	27,452	28,852	458,536	864	604	1,456	135,128	−123,304	11,824
III	41,244	109,112	128,020	278,376	95,008	13,160	108,168	25,912	27,432	30,116	470,004	3,356	556	3,868	134,036	−125,892	8,144
IV	42,620	111,480	130,116	284,216	97,664	13,320	110,984	28,084	26,764	30,524	480,572	2,272	116	2,284	138,884	−128,248	10,636
1986 I	43,080	112,100	133,204	288,384	98,384	13,088	111,472	28,280	27,832	31,864	487,832	5,864	656	6,516	137,288	−133,720	3,568
II	43,884	112,536	136,588	293,008	99,016	12,720	111,736	30,216	25,584	32,412	492,956	3,220	1,196	4,428	135,516	−130,012	5,504
III	46,104	115,092	139,648	300,844	101,160	12,324	113,484	31,584	24,564	32,588	503,064	−1,240	1,296	−148	138,528	−133,784	4,744
IV	45,488	116,596	142,920	305,004	102,788	12,136	114,924	33,144	24,524	32,576	510,172	−92	292	256	138,596	−134,452	4,144
1987 I	46,892	117,708	147,216	311,816	103,656	12,492	116,148	36,428	24,720	33,440	522,552	1,072	−24	1,072	140,912	−134,268	6,644
II	49,232	121,704	150,164	321,100	105,036	12,708	117,744	38,740	26,500	34,432	538,516	−88	−292	−436	140,848	−135,652	5,196
III	50,600	123,516	153,356	327,472	105,580	13,076	118,656	40,536	28,464	36,024	551,152	208	−616	−608	144,548	−138,400	6,148
IV	52,096	125,996	156,628	334,720	107,016	13,364	120,380	41,004	30,188	38,692	564,984	5,584	−876	4,788	151,432	−149,096	2,336
1988 I	52,932	127,132	158,952	339,016	109,832	13,268	123,100	42,316	31,004	39,208	574,644	5,092	−1,356	3,864	155,452	−152,048	3,404
II	54,032	129,164	163,020	346,216	111,184	13,584	124,768	42,912	31,776	41,492	587,164	1,280	−1,004	240	158,224	−152,432	5,792
III	55,320	132,080	166,188	353,588	113,596	13,900	127,496	43,656	32,828	42,320	599,888	2,328	−888	1,392	156,776	−152,096	4,680
IV	56,360	134,168	171,676	362,204	115,160	14,064	129,224	46,020	33,332	43,852	614,632	96	440	564	158,640	−157,220	1,420
1989 I	56,936	135,252	175,152	367,340	117,544	14,456	132,000	48,668	34,276	45,168	627,452	1,800	188	2,272	162,324	−159,840	2,484
II	58,628	139,384	180,064	378,076	119,732	15,156	134,888	47,052	35,248	47,652	642,916	1,792	1,732	3,420	160,384	−164,028	−3,644
III	58,192	140,884	183,344	382,420	120,700	15,640	136,340	47,588	36,452	45,552	648,352	1,796	792	2,576	157,028	−159,752	−2,724

*This CANSIM series has a negative sign.

*Les chiffres de cette série tirée du fichier CANSIM sont affectés du signe négatif.

Statistical discrepancy Écart statistique	GDP Expenditure or income PIB Dépense ou revenu	Net payments of investment income to non-residents Paiements nets de revenus de placements aux non-résidents	GNP/GNE PNB/DNB	Gross domestic product — Income based Produit intérieur brut — En termes de revenus									Year and quarter Année ou trimestre
				Domestic income Revenu intérieur							Indirect taxes less subsidies Impôts indirects, moins subventions	Capital consumption allowances, etc. Provisions pour amortissement du capital fixe et autres ajustements	
				Wages, salaries and supplementary labour income Salaires, traitements et autres revenus complémentaires du travail	Corporate profits before taxes Bénéfices des sociétés avant impôts	Interest and miscellaneous investment income Intérêts et revenus divers de placements	Accrued net income of farm operators Revenus nets des agriculteurs imputables à la période	Net income of non-farm unincorporated business (including rent) Revenus nets (loyers compris) des entreprises non agricoles individuelles	Inventory valuation adjustment Réévaluation des stocks	Total Total			
D20029	D20000	D20058*	D20056	D20002	D20003	D20004	D20005	D20006	D20007	D20001	D20008	D20009	
−13	83,026	1,207	81,819	45,161	8,504	3,186	1,503	5,501	−539	63,316	10,544	9,153	1969
−683	89,116	1,351	87,765	48,952	7,942	3,634	1,341	5,680	−160	67,389	11,095	9,948	1970
−792	97,290	1,506	95,784	53,758	8,955	4,050	1,493	6,084	−659	73,681	12,053	10,764	1971
−146	108,629	1,461	107,168	60,341	11,115	4,654	1,482	6,474	−945	83,121	13,627	11,734	1972
−13	127,372	1,730	125,642	69,521	15,697	5,623	2,975	7,062	−2,459	98,419	15,311	13,628	1973
590	152,111	2,238	149,873	82,867	20,472	8,227	3,732	7,397	−4,308	118,387	17,867	16,447	1974
−97	171,540	2,538	169,002	96,623	20,003	9,617	3,887	8,193	−2,728	135,595	17,087	18,760	1975
140	197,924	3,536	194,388	111,884	20,924	12,475	3,378	9,105	−2,147	155,619	20,992	21,454	1976
−1,108	217,879	4,571	213,308	124,021	22,045	14,791	2,646	9,942	−3,661	169,784	23,188	23,798	1977
59	241,604	5,950	235,654	134,933	26,891	18,949	3,281	11,139	−4,968	190,225	24,819	26,619	1978
198	276,096	7,155	268,941	151,736	35,984	23,315	3,676	11,885	−7,679	218,917	26,635	30,743	1979
−45	309,891	7,827	302,064	171,424	39,795	26,566	3,690	12,908	−7,336	247,047	27,272	35,527	1980
−173	355,994	11,337	344,657	197,910	37,654	32,487	3,753	14,100	−7,217	278,687	36,457	40,677	1981
−349	374,442	12,670	361,772	211,604	26,848	35,337	3,455	16,860	−3,276	290,828	38,908	44,356	1982
−2,247	405,717	11,603	394,114	221,800	37,072	36,433	2,568	21,061	−2,659	316,275	40,135	47,060	1983
−862	444,735	13,486	431,249	238,849	45,855	40,888	3,380	23,927	−2,625	350,274	42,714	50,884	1984
−44	477,988	14,332	463,656	257,518	49,490	40,302	2,808	26,447	−1,760	374,805	47,212	55,926	1985
−1,128	504,631	16,548	488,083	274,757	45,199	38,520	3,984	29,065	−1,768	389,757	53,532	60,214	1986
−252	550,334	16,522	533,812	299,145	56,270	40,550	3,682	31,680	−3,181	428,146	57,807	64,128	1987
2,087	601,508	18,412	583,096	325,992	62,268	45,598	5,077	33,740	−2,567	470,108	65,096	68,392	1988
−2,176	412,472	12,244	400,228	224,592	40,008	36,296	2,600	21,728	−4,020	321,204	41,252	47,844	1983 III
−1,988	420,488	12,160	408,328	227,816	40,348	37,380	2,868	22,224	−1,796	328,840	40,940	48,716	IV
−1,296	431,320	12,760	418,560	231,756	44,336	40,284	3,316	23,008	−3,972	338,728	42,024	49,276	1984 I
−416	442,348	14,416	427,932	236,672	46,356	41,564	3,488	23,752	−2,000	349,832	41,704	50,392	II
−20	448,816	12,560	436,256	241,264	45,480	42,060	3,524	24,344	−2,004	354,668	42,712	51,412	III
−1,716	456,456	14,208	442,248	245,704	47,248	39,644	3,192	24,604	−2,524	357,868	44,416	52,456	IV
−456	464,348	14,924	449,424	250,700	48,740	39,348	2,620	25,112	−2,660	363,860	45,572	54,456	1985 I
528	472,344	12,764	459,580	254,896	48,076	40,076	2,844	25,992	−1,484	370,400	46,784	55,692	II
−440	481,576	14,828	466,748	260,152	48,480	40,148	2,640	26,972	−1,172	377,220	47,596	56,316	III
192	493,684	14,812	478,872	264,324	52,664	41,636	3,128	27,712	−1,724	387,740	48,896	57,240	IV
−1,332	496,584	17,248	479,336	268,860	43,964	40,668	4,084	28,104	−1,152	384,528	51,632	59,096	1986 I
−1,492	501,396	16,588	484,808	272,744	44,452	36,944	4,528	28,948	−464	387,152	53,024	59,724	II
−644	507,016	14,264	492,752	276,124	44,620	37,760	3,860	29,344	−2,360	389,348	56,128	60,896	III
−1,044	513,528	18,092	495,436	281,300	47,760	38,708	3,464	29,864	−3,096	398,000	53,344	61,140	IV
−844	529,424	14,600	514,824	289,192	50,968	36,940	4,716	30,652	−708	411,760	54,488	62,328	1987 I
−128	543,148	16,924	526,224	296,556	55,548	40,948	5,604	31,444	−4,040	426,060	53,660	63,296	II
560	557,252	18,024	539,228	302,340	58,052	41,468	2,424	32,020	−4,168	432,136	60,956	64,724	III
−596	571,512	16,540	554,972	308,492	60,512	42,844	1,984	32,604	−3,808	442,628	62,124	66,164	IV
1,100	583,012	13,840	569,172	316,768	60,532	41,888	5,368	33,032	−2,228	455,360	61,796	66,960	1988 I
1,868	595,064	18,996	576,068	322,696	62,424	44,768	5,544	33,312	−3,700	465,044	63,904	67,984	II
2,276	608,236	19,256	588,980	329,228	63,968	46,212	4,828	33,696	−2,524	475,408	66,304	68,804	III
3,104	619,720	21,556	598,164	335,276	62,148	49,524	4,568	34,920	−1,816	484,620	68,380	69,820	IV
2,184	634,392	23,092	611,300	343,276	64,316	51,036	4,116	35,536	−3,576	494,704	69,976	71,896	1989 I
936	643,628	22,544	621,084	350,868	61,152	51,464	4,336	35,928	−3,200	500,548	71,312	72,708	II
2,272	650,476	22,164	628,312	356,320	60,316	49,980	5,204	36,036	−192	507,664	71,712	73,372	III

Millions of 1981 dollars, seasonally adjusted at annual rates En millions de dollars de 1981, données désaisonnalisées, taux annuels

Year and quarter Année ou trimestre	Domestic demand (excluding inventories) Demande intérieure (stocks non compris)												Value of physical change in inventories Variation des stocks	Exports of goods and services Exportations de biens et services	Imports of goods and services Importations de biens et services	Statistical discrepancy Écart statistique	GDP PIB	GNE DNB
	Personal expenditures Dépenses des ménages					Government expenditures Dépenses publiques			Construction Construction		Machinery and equipment Machinerie et équipement	Total Total						
	Durables Biens durables	Semi-durables Biens semi-durables	Non-durables Biens non durables	Services Services	Total Total	Current expenditures Dépenses courantes	Gross fixed capital investment Formation brute de capital fixe	Total Total	Residential Résidentielle	Non-residential Non résidentielle								
	D20132	D20137	D20141	D20147	D20131	D20033	D20034		D20037	D20038	D20039	D20053		D20044	D20048	D20052	D20031	
1969	13,359	12,160	42,199	50,539	116,034	42,891	8,176	51,067	13,368	13,425	9,444	199,991	3,692	50,464	−41,811	−88	213,946	210,843
1970	12,731	12,452	44,421	51,576	118,355	46,910	8,134	55,044	12,175	14,403	9,657	205,474	1,435	54,846	−41,094	−1,745	219,498	216,158
1971	14,420	13,177	46,754	53,375	125,383	48,965	9,121	58,086	14,217	15,006	9,924	218,027	1,522	57,702	−44,036	−1,913	232,137	228,545
1972	16,880	14,500	48,847	56,478	134,802	50,289	9,118	59,407	15,525	14,806	10,710	230,854	2,794	62,220	−50,119	−354	245,441	242,114
1973	19,961	15,545	50,823	59,906	144,893	53,209	8,904	62,113	16,652	15,752	13,084	248,667	4,315	68,788	−57,470	−44	264,369	260,819
1974	21,463	16,715	53,259	63,055	153,280	56,199	9,277	65,476	17,216	16,624	14,540	263,464	7,647	67,423	−63,839	1,029	276,006	272,071
1975	23,021	17,568	54,192	66,618	160,513	59,836	9,627	69,463	17,064	18,999	15,339	277,380	2,504	62,861	−61,747	−158	283,187	279,018
1976	24,446	18,972	56,477	71,835	170,994	61,010	9,184	70,194	20,134	18,636	15,983	291,973	4,227	69,521	−67,079	207	300,638	295,255
1977	25,065	19,559	56,863	75,506	176,400	63,812	9,325	73,137	20,371	19,692	16,043	301,226	3,162	75,688	−68,251	−1,627	311,504	305,011
1978	26,129	20,455	57,685	78,495	182,407	64,878	9,157	74,035	20,589	19,902	17,346	310,344	1,817	86,014	−73,304	28	325,751	317,745
1979	27,447	21,329	58,126	80,765	187,673	65,246	8,743	73,989	20,386	22,662	20,154	321,971	6,902	90,339	−81,660	202	338,362	329,612
1980	27,350	21,406	58,913	84,272	191,777	67,097	9,026	76,123	19,292	25,077	24,453	335,354	328	92,800	−85,691	−19	343,384	334,645
1981	28,116	21,947	59,423	86,705	196,191	68,792	9,447	78,239	20,569	27,233	28,870	351,102	1,186	96,880	−93,001	−173	355,994	344,689
1982	24,578	20,790	58,417	87,208	190,993	70,426	9,824	80,250	17,208	24,788	24,835	338,074	−9,144	94,772	−78,898	−261	344,543	332,961
1983	27,495	21,364	58,422	90,265	197,546	71,446	9,475	80,921	20,131	22,688	23,812	345,098	−2,527	100,840	−86,009	−1,957	355,445	345,266
1984	31,151	22,460	59,143	93,910	206,664	72,314	10,095	82,409	20,240	22,270	25,125	356,708	3,899	118,692	−100,724	−726	377,865	366,451
1985	35,506	23,465	60,701	97,726	217,398	74,595	11,211	85,806	22,228	23,435	28,207	377,074	2,514	125,762	−109,446	−26	395,878	384,016
1986	37,779	24,668	61,588	102,499	226,534	75,864	10,960	86,824	25,190	22,137	31,622	392,307	3,249	130,672	−117,175	−910	408,143	394,718
1987	41,079	25,716	62,918	107,812	237,525	76,362	11,360	87,722	29,309	22,868	36,875	414,299	827	139,221	−127,737	−199	426,411	413,650
1988	43,772	26,228	65,181	112,609	247,790	78,726	11,964	90,690	30,658	25,624	45,390	440,152	−841	152,437	−145,535	1,566	447,779	434,137
1983 III	28,292	21,472	58,700	90,928	199,392	72,204	9,404	81,608	20,976	22,376	24,028	348,380	400	100,480	−87,828	−1,888	359,544	348,935
IV	29,020	21,688	58,812	91,492	201,012	71,684	9,568	81,252	19,928	22,860	24,928	349,980	1,508	109,320	−96,796	−1,708	362,304	351,704
1984 I	30,512	22,044	58,476	92,844	203,876	72,088	9,736	81,824	20,028	22,504	25,072	353,304	3,576	112,068	−99,568	−1,100	368,280	357,438
II	30,804	22,560	59,392	93,172	205,928	71,980	10,012	81,992	19,944	22,316	24,868	355,048	5,468	117,268	−100,668	−348	376,768	364,508
III	31,056	22,488	58,912	94,140	206,596	72,300	10,216	82,516	20,404	22,548	25,156	357,220	3,644	122,500	−102,336	−12	381,016	370,336
IV	32,232	22,748	59,792	95,484	210,256	72,888	10,416	83,304	20,584	21,712	25,404	361,260	2,972	122,932	−100,324	−1,444	385,396	373,520
1985 I	33,240	22,868	60,360	96,012	212,480	74,532	10,624	85,156	20,552	22,344	26,860	367,392	2,712	124,600	−104,092	−372	390,240	377,667
II	35,040	23,172	60,028	96,888	215,128	74,484	11,204	85,688	21,092	24,104	27,704	373,716	1,520	125,360	−109,468	452	391,580	381,078
III	36,264	23,684	61,036	98,672	219,656	73,980	11,524	85,504	22,848	23,960	28,968	380,936	3,568	124,148	−111,916	−352	396,384	384,155
IV	37,480	24,136	61,380	99,332	222,328	75,384	11,492	86,876	24,420	23,332	29,296	386,252	2,256	128,940	−112,308	168	405,308	393,163
1986 I	37,380	24,044	60,780	100,448	222,652	75,364	11,348	86,712	24,168	24,356	30,524	388,412	5,968	128,632	−116,252	−1,080	405,680	391,614
II	37,176	24,628	61,316	102,120	225,240	75,756	11,076	86,832	25,048	22,164	31,544	390,828	4,624	128,304	−114,432	−1,208	408,116	394,474
III	38,656	24,936	62,188	103,248	229,028	75,956	10,728	86,684	25,468	21,052	31,700	393,932	1,384	132,676	−118,316	−516	409,160	397,701
IV	37,904	25,064	62,068	104,180	229,216	76,380	10,688	87,068	26,076	20,976	32,720	396,056	1,020	133,076	−119,700	−836	409,616	395,085
1987 I	38,956	25,164	61,644	106,288	232,052	76,652	10,920	87,572	27,888	20,804	33,676	401,992	1,000	136,260	−122,100	−668	416,484	405,054
II	40,972	25,648	62,916	106,976	236,512	76,052	11,160	87,212	29,164	22,188	35,524	410,600	320	135,940	−123,840	−104	422,916	409,832
III	41,780	25,892	63,144	108,216	239,032	76,308	11,492	87,800	30,136	23,672	37,536	418,176	−784	139,412	−127,252	428	429,980	416,071
IV	42,608	26,160	63,968	109,768	242,504	76,436	11,868	88,304	30,048	24,808	40,764	426,428	2,772	145,272	−137,756	−452	436,264	423,643
1988 I	42,980	25,780	64,448	110,480	243,688	77,492	11,768	89,260	30,444	25,148	42,412	430,952	−144	151,240	−142,296	840	440,592	430,213
II	43,516	26,080	64,552	111,812	245,960	78,332	11,912	90,244	30,412	25,384	45,668	437,668	−2,184	154,448	−144,672	1,420	446,680	432,483
III	44,120	26,412	65,420	113,032	248,984	79,548	12,048	91,596	30,452	25,956	45,852	442,840	−1,064	151,892	−145,048	1,708	450,328	435,959
IV	44,472	26,640	66,304	115,112	252,528	79,532	12,128	91,660	31,324	26,008	47,628	449,148	28	152,168	−150,124	2,296	453,516	437,895
1989 I	44,492	26,336	66,572	116,052	253,452	80,072	12,260	92,332	32,328	26,292	49,908	454,312	1,460	152,552	−153,372	1,572	456,524	439,784
II	45,224	27,072	66,944	117,592	256,832	80,144	12,616	92,760	31,324	26,556	51,740	459,212	3,932	151,232	−156,928	668	458,116	442,053
III	44,580	26,904	66,828	118,504	256,816	80,508	12,932	93,440	31,408	27,232	51,588	460,484	3,328	150,588	−155,336	1,608	460,672	444,980

Gross domestic product: Implicit price indexes
Produit intérieur brut : Indices synthétiques des prix

1981 = 100 (using seasonally adjusted data) **1981 = 100 (Sur la base de données désaisonnalisées)**

Year and quarter **Année ou trimestre**	Domestic demand (excluding inventories) **Demande intérieure (stocks non compris)**												Exports of goods and services **Exportations de biens et services**	Imports of goods and services **Importations de biens et services**	GDP **PIB**
	Personal expenditures **Dépenses des ménages**					Government expenditures **Dépenses publiques**			Construction **Construction**		Machinery and equipment **Machinerie et équipement**	Total **Total**			
	Durables **Biens durables**	Semi-durables **Biens semi-durables**	Non-durables **Biens non durables**	Services **Services**	Total **Total**	Current expenditures **Dépenses courantes**	Gross fixed capital investment **Formation brute de capital fixe**	Total **Total**	Residential **Résidentielle**	Non-residential **Non résidentielle**					
	D20339	D20340	D20341	D20342	D20338	D20343	D20344		D20348	D20349	D20350		D20351	D20354	D20337
1969	53.8	49.8	36.7	40.4	42.3	33.1	37.4	33.8	35.6	35.5	58.9	40.7	35.4	42.3	38.8
1970	55.2	50.9	37.2	42.6	43.8	35.1	39.0	35.6	36.9	37.4	61.7	42.5	36.6	43.4	40.6
1971	55.7	51.8	37.8	44.4	44.9	37.2	41.1	37.8	39.3	39.7	63.3	44.1	36.7	44.4	41.9
1972	56.6	53.1	39.8	46.6	46.8	40.0	43.3	40.5	42.9	41.9	65.9	46.4	38.2	45.4	44.3
1973	57.8	56.0	43.8	49.4	49.7	42.9	48.0	43.7	50.5	46.5	67.6	49.8	43.3	48.8	48.2
1974	63.1	61.5	49.3	54.2	55.0	48.9	58.3	50.2	59.8	55.3	74.8	56.0	56.1	58.5	55.1
1975	68.4	65.2	55.4	60.5	60.8	55.6	64.8	56.9	64.7	61.6	83.8	62.3	62.0	67.0	60.6
1976	71.8	69.2	58.6	66.5	65.2	62.7	68.0	63.4	70.2	65.1	88.8	67.3	63.7	67.5	65.8
1977	75.1	73.2	63.6	71.9	70.0	68.0	72.3	68.6	73.0	68.5	94.2	72.1	67.6	75.1	69.9
1978	78.8	76.4	70.1	77.4	75.3	73.0	77.4	73.6	77.1	73.5	98.0	77.1	71.1	81.9	74.2
1979	85.4	83.8	77.5	83.0	81.7	80.1	83.9	80.6	83.3	80.1	104.0	83.6	83.1	89.7	81.6
1980	93.1	92.1	86.9	90.3	89.9	88.3	91.1	88.6	90.2	89.8	98.8	90.6	94.4	95.6	90.2
1981	100.0	100.0	100.0	100.0	100.0	100.0	100.0	100.0	100.0	100.0	100.0	100.0	100.0	100.0	100.0
1982	105.9	107.5	112.1	110.8	110.2	111.7	107.1	111.1	102.2	107.7	106.8	109.6	102.0	104.7	108.7
1983	109.2	113.0	119.3	119.2	117.2	118.4	109.7	117.4	105.9	107.0	106.0	115.1	102.6	104.4	114.1
1984	111.4	116.1	126.2	123.8	121.8	123.2	112.8	121.9	110.3	110.8	104.7	119.3	106.2	109.8	117.7
1985	113.4	120.0	131.7	129.1	126.3	128.1	114.9	126.3	113.5	114.1	104.0	123.1	107.3	112.7	120.7
1986	118.2	123.8	135.7	134.7	131.0	132.3	114.7	130.0	122.3	115.8	102.3	127.1	105.2	113.5	123.6
1987	121.0	129.2	141.5	140.8	136.3	137.9	113.6	134.8	133.7	120.1	96.7	131.4	103.7	109.1	129.0
1988	124.9	135.8	145.8	146.5	141.4	142.8	114.5	139.1	142.6	125.8	91.9	135.0	103.2	105.4	134.3
1983 III	109.6	113.6	120.7	119.7	117.9	119.1	110.5	118.1	106.8	107.2	105.5	115.7	102.5	104.1	114.7
IV	110.5	114.1	122.4	121.6	119.4	120.9	111.0	119.8	107.1	107.4	105.2	117.0	103.1	104.9	116.1
1984 I	110.9	114.8	124.9	122.4	120.6	121.7	111.3	120.4	109.2	109.4	104.9	118.1	105.5	107.2	117.1
II	111.2	115.8	125.2	123.2	121.2	122.7	112.1	121.4	110.0	110.1	105.0	118.8	106.7	109.6	117.4
III	111.5	116.3	126.4	124.1	122.0	123.5	113.1	122.2	110.2	111.0	104.8	119.5	106.8	110.9	117.8
IV	112.0	117.6	128.2	125.3	123.2	124.9	114.7	123.6	111.8	112.8	104.2	120.7	105.8	111.6	118.4
1985 I	113.2	118.6	129.7	127.0	124.7	126.5	114.9	125.1	112.3	113.4	103.8	121.9	105.6	111.5	119.0
II	113.1	119.5	131.2	128.4	125.7	127.7	114.7	126.0	112.9	113.9	104.1	122.7	107.8	112.6	120.6
III	113.7	120.3	132.1	129.7	126.7	128.4	114.2	126.5	113.4	114.5	104.0	123.4	108.0	112.5	121.5
IV	113.7	121.3	133.9	131.0	127.8	129.6	115.9	127.7	115.0	114.7	104.2	124.4	107.7	114.2	121.8
1986 I	115.2	122.1	136.1	132.6	129.5	130.5	115.3	128.6	117.0	114.3	104.4	125.6	106.7	115.0	122.4
II	118.0	122.9	134.2	133.8	130.1	130.7	114.8	128.7	120.6	115.4	102.8	126.1	105.6	113.6	122.9
III	119.3	124.3	135.2	135.3	131.4	133.2	114.9	130.9	124.0	116.7	102.8	127.7	104.4	113.1	123.9
IV	120.0	125.7	137.1	137.2	133.1	134.6	113.5	132.0	127.1	116.9	99.6	128.8	104.1	112.3	125.4
1987 I	120.4	127.1	139.1	138.5	134.4	135.2	114.4	132.6	130.6	118.8	99.3	130.0	103.4	110.0	127.1
II	120.2	128.5	141.1	140.4	135.8	138.1	113.9	135.0	132.8	119.4	96.9	131.2	103.6	109.5	128.4
III	121.1	129.9	142.3	141.7	137.0	138.4	113.8	135.1	134.5	120.2	96.0	131.8	103.7	108.8	129.6
IV	122.3	131.3	143.3	142.7	138.0	140.0	112.6	136.3	136.5	121.7	94.9	132.5	104.2	108.2	131.0
1988 I	123.2	133.2	144.0	143.9	139.1	141.7	112.7	137.9	139.0	123.3	92.4	133.3	102.8	106.9	132.3
II	124.2	135.0	145.5	145.8	140.8	141.9	114.0	138.3	141.1	125.2	90.9	134.2	102.4	105.4	133.2
III	125.4	136.6	146.8	147.0	142.0	142.8	115.4	139.2	143.4	126.5	92.3	135.5	103.2	104.9	135.1
IV	126.7	138.2	146.8	149.1	143.4	144.8	116.0	141.0	146.9	128.2	92.1	136.8	104.3	104.7	136.6
1989 I	128.0	139.9	147.8	150.9	144.9	146.8	117.9	143.0	150.5	130.4	90.5	138.1	106.4	104.2	139.0
II	129.6	140.8	151.3	153.1	147.2	149.4	120.1	145.4	150.2	132.7	92.1	140.0	106.1	104.5	140.5
III	130.5	142.4	153.5	154.7	148.9	149.9	120.9	145.9	151.5	133.9	88.3	140.8	104.3	102.8	141.2

Millions of 1981 dollars, seasonally adjusted at annual rates
En millions de dollars de 1981 — Données désaisonnalisées, chiffres annuels

Year and month Année ou mois	Total Total	Business sector Secteur des entreprises													Non-business sector Secteur non commercial	Goods producing industries Industries productrices de biens	Service producing industries Industries productrices de services
		Total Total	Agriculture, fishing and trapping Agriculture, pêche et piégeage	Logging and forestry Exploitation forestière	Mines, quarries and oil wells Mines, carrières et puits de pétrole	Manufacturing Industries manufacturières			Construction Construction	Transportation, storage and communications Transports, entreposage et communications	Other utilities Autres services d'utilité publique	Trade Commerce	Finance, insurance and real estate Finance, assurance et immobilier	Community, business and personal services Services aux collectivités, aux entreprises et aux ménages			
						Total Total	Non-durables Biens non durables	Durables Biens durables									
	132026	132027		132003	132004	132005	132036	132037	132006		132009		132012	132013	132030	132033	132034
1973	244,959	197,378	9,932	1,984	25,996	53,679	24,931	28,723	16,487	16,214	5,923	28,060	29,582	19,813	48,079	107,481	138,636
1974	253,980	204,358	8,702	1,994	23,776	55,294	25,313	29,935	17,003	17,283	6,455	28,893	31,271	21,491	50,184	108,694	146,173
1975	257,532	205,963	10,069	1,609	19,521	51,601	23,208	28,325	18,863	17,678	6,470	30,098	32,797	22,524	52,332	105,332	152,541
1976	272,996	219,979	10,974	1,744	19,586	55,382	25,465	29,876	21,250	18,130	7,057	31,897	34,535	24,263	53,570	113,828	159,777
1977	281,762	227,562	10,936	1,875	18,894	57,391	26,738	30,630	22,341	19,021	7,635	31,673	36,871	24,931	54,691	117,843	164,590
1978	290,560	235,297	10,531	2,082	17,879	60,006	28,300	31,702	21,222	20,265	7,903	32,299	38,903	26,644	55,671	119,437	171,575
1979	301,853	245,969	9,669	2,062	20,214	62,254	29,373	32,878	21,440	22,523	8,421	33,207	41,335	27,654	56,072	123,180	179,040
1980	307,389	250,940	10,229	2,094	19,660	59,461	28,559	30,927	22,527	22,695	8,782	33,967	43,050	30,428	56,569	121,732	185,608
1981	319,538	261,666	11,176	2,045	17,454	61,648	29,156	32,492	25,094	23,157	8,950	35,075	44,155	32,911	57,873	126,991	192,547
1982	307,864	249,014	11,887	1,709	16,959	53,702	26,425	27,278	25,109	22,337	8,667	33,108	43,087	32,449	58,850	118,682	189,181
1983	317,859	258,042	11,529	2,254	18,058	57,169	28,265	28,904	24,667	23,574	9,285	35,376	44,140	31,991	59,817	123,608	194,251
1984	336,941	275,963	11,123	2,534	20,555	64,542	30,032	34,510	23,111	25,731	9,758	37,768	46,977	33,862	60,978	132,268	204,673
1985	352,821	291,070	10,795	2,455	21,466	68,181	30,709	37,472	24,904	26,609	10,530	40,968	49,989	35,173	61,751	138,965	213,855
1986	364,266	301,746	12,506	2,486	20,338	68,968	31,258	37,711	25,722	27,555	10,789	43,114	52,836	37,433	62,520	141,445	222,822
1987	381,795	318,471	11,535	2,748	21,499	72,952	32,326	40,626	27,827	29,349	11,320	47,082	55,585	38,574	63,323	148,531	233,263
1988	400,143	335,858	9,432	2,763	23,382	77,380	33,089	44,291	30,140	31,705	11,556	50,489	58,205	40,806	64,285	155,326	244,817
1986 O	364,671	301,949	12,997	2,331	19,950	68,756	31,197	37,559	25,159	27,557	10,794	43,352	53,306	37,747	62,722	140,614	224,057
N	364,679	301,762	12,864	2,355	19,800	68,346	30,955	37,392	25,262	27,709	11,104	43,467	53,295	37,558	62,917	140,366	224,313
D	368,813	305,888	12,817	2,387	20,634	69,743	31,469	38,274	25,624	28,058	10,995	44,350	53,361	37,919	62,925	142,830	225,983
1987 J	369,497	306,379	12,798	2,453	20,578	69,854	31,472	38,382	25,949	28,338	10,916	43,754	53,982	37,757	63,118	143,184	226,313
F	374,077	310,938	12,455	2,914	20,366	71,038	31,670	39,368	26,118	28,665	11,160	45,639	54,602	37,982	63,140	144,705	229,373
M	375,274	312,096	12,434	3,033	20,485	71,443	32,016	39,427	26,521	28,668	11,173	45,328	55,005	38,007	63,178	145,736	229,538
A	378,152	315,005	12,464	2,625	20,811	71,660	32,221	39,439	27,389	28,765	11,349	46,542	55,202	38,200	63,147	146,939	231,213
M	377,948	314,761	12,183	2,465	20,627	71,608	32,006	39,602	27,638	29,018	11,369	46,284	55,112	38,457	63,188	146,518	231,430
J	379,919	316,589	11,754	2,614	21,012	72,140	32,307	39,833	27,885	29,145	11,476	47,233	54,874	38,456	63,331	147,528	232,391
J	382,574	319,186	11,198	2,678	21,466	72,845	32,532	40,313	28,391	29,258	11,608	47,255	55,715	38,774	63,388	148,837	233,737
A	384,699	321,275	10,927	2,722	22,420	73,241	32,367	40,873	28,543	29,174	11,497	47,648	56,147	38,956	63,424	150,004	234,695
S	387,823	324,320	10,650	2,908	22,419	74,382	32,623	41,758	28,583	30,246	11,317	48,553	56,219	39,043	63,503	150,913	236,911
O	389,730	326,268	10,730	2,908	22,450	75,155	32,633	42,522	28,855	30,196	11,426	48,688	56,913	38,947	63,462	152,186	237,544
N	390,943	327,477	10,528	2,797	22,729	75,814	33,002	42,812	29,017	30,464	11,303	49,082	56,481	39,262	63,466	152,845	238,098
D	391,289	327,753	10,305	2,860	22,626	76,243	33,067	43,176	29,035	30,251	11,252	48,979	56,768	39,435	63,536	152,979	238,310
1988 J	391,808	328,198	10,123	2,662	22,549	76,117	33,008	43,109	29,311	30,780	11,654	48,757	56,579	39,667	63,611	153,085	238,723
F	392,596	328,876	9,945	2,799	23,169	75,882	32,777	43,105	29,241	30,847	11,446	48,755	56,890	39,903	63,720	153,141	239,455
M	396,953	333,000	9,838	2,817	23,518	76,342	32,844	43,497	29,555	31,408	11,611	50,145	57,323	40,444	63,953	154,348	242,605
A	397,369	333,253	9,933	2,805	23,412	76,679	32,887	43,792	29,424	31,473	11,519	49,736	57,722	40,550	64,116	154,455	242,913
M	398,742	334,495	9,666	2,815	23,848	77,280	33,080	44,200	29,436	31,382	11,505	50,286	57,696	40,582	64,248	155,229	243,513
J	400,412	336,038	9,425	2,768	23,590	77,738	33,059	44,680	29,473	31,822	11,540	50,791	58,165	40,726	64,374	155,196	245,216
J	400,529	336,147	8,910	2,739	24,150	76,752	33,289	43,463	29,872	32,027	11,617	50,736	58,413	40,931	64,381	154,681	245,848
A	402,529	338,034	8,517	2,660	23,614	78,785	33,318	45,467	30,157	31,915	11,706	51,000	58,591	41,089	64,495	156,124	246,405
S	403,532	339,076	8,775	2,623	23,554	78,709	33,281	45,428	30,885	31,956	11,500	51,217	58,760	41,097	64,457	156,728	246,804
O	404,166	339,607	9,217	2,705	23,073	78,088	33,174	44,914	31,248	32,040	11,649	51,001	59,075	41,512	64,559	156,662	247,503
N	404,960	340,225	9,203	2,768	22,908	77,887	33,144	44,744	31,332	32,273	11,450	51,393	59,468	41,543	64,735	156,225	248,735
D	408,146	343,368	9,639	2,996	23,203	78,299	33,211	45,089	31,745	32,539	11,475	52,045	59,781	41,647	64,777	158,039	250,107
1989 J	407,898	342,933	9,736	2,897	22,500	78,684	33,185	45,499	31,452	32,478	11,498	51,830	60,066	41,793	64,964	157,461	250,437
F	409,095	344,108	9,683	2,790	23,233	78,381	33,392	44,989	32,021	32,743	11,716	51,447	60,098	41,996	64,987	158,443	250,652
M	408,409	343,342	9,783	2,752	23,368	78,062	33,169	44,892	32,018	32,732	11,605	51,305	59,659	42,057	65,068	158,207	250,202
A	409,559	344,500	9,711	2,770	23,365	78,883	33,464	45,418	32,412	32,668	11,575	51,522	59,598	41,997	65,059	159,340	250,219
M	409,944	344,742	9,552	2,760	23,199	79,290	33,716	45,574	32,165	33,089	11,483	51,553	59,788	41,863	65,202	159,134	250,810
J	409,985	344,627	9,738	2,807	23,178	79,048	33,284	45,764	31,754	33,018	11,327	51,605	59,996	42,155	65,358	158,549	251,435
J	410,425R	344,929R	10,009R	2,690	22,721R	78,708R	33,196R	45,513R	32,476R	33,248R	11,460R	51,299R	60,271R	42,047R	65,496R	158,765R	251,661R
A	412,234R	346,670R	10,283R	2,719R	22,922R	79,018R	33,428R	45,590R	32,689R	33,577R	11,338R	51,290R	60,834R	41,999R	65,564R	159,672R	252,563R
S	413,730R	348,421R	10,544R	2,758R	23,437R	78,709R	33,398R	45,310R	32,692R	33,821R	11,368R	51,585R	61,303R	42,206R	65,309R	160,191R	253,539R
O	412,363	346,676	10,280	2,704	22,864	78,096	33,425	44,672	32,888	33,809	11,178	50,914	61,550	42,393	65,687	158,699	253,664

H6 Capacity utilization rates*
Taux d'utilisation des capacités*

Quarter Trimestre	Total non-farm goods producing industries Ensemble des indnstries productrices de biens non agricoles	Industrial Secteur industriel: Total Total	Mining Industries extractives	Manufacturing Industries manufacturières: Total Total	Total non-durables Ensemble des biens non durables	Food and beverages Aliments et boissons	Tobacco products Produits du tabac	Rubber and plastic products Produits en caoutchouc et en plastique	Leather products Produits du cuir	Textiles Textiles	Clothing industries Habillement	Paper and allied industries Papier et produits connexes	Printing, publishing and allied industries Imprimerie, édition et activités connexes	Petroleum and coal products Produits du pétrole et du charbon
	B60000	B60001	B60002	B60003	B60026	B60004	B60005	B60006	B60007	B60008	B60010	B60013	B60014	B60021
1985 IV	87.5	87.1	77.0	89.8	91.6	96.3	74.7	98.6	94.6	87.5	93.4	90.1	95.3	86.1
1986 I	86.6	86.0	75.0	89.1	91.5	93.8	77.1	99.3	95.6	89.5	93.3	91.7	95.3	81.0
II	85.0	84.5	71.8	88.2	91.4	94.1	73.3	93.9	94.5	91.0	93.6	93.8	94.4	81.0
III	83.6	82.9	69.5	86.4	90.6	92.3	85.3	89.6	91.5	90.9	93.5	93.5	93.7	83.8
IV	83.5	83.1	70.5	86.2	90.5	92.2	79.8	90.1	92.6	91.1	91.3	93.2	92.3	81.4
1987 I	85.2	84.4	71.6	87.5	91.7	94.3	80.4	90.9	92.4	91.3	92.9	95.0	92.0	83.4
II	86.4	85.1	72.7	87.9	92.7	94.1	81.2	92.9	90.0	94.3	93.7	94.4	93.6	84.1
III	88.4	86.9	76.9	89.0	93.3	94.9	79.7	93.7	89.8	93.2	95.8	94.9	94.4	84.8
IV	89.6	88.2	78.0	90.8	94.0	94.7	82.1	94.3	86.0	97.1	92.7	96.5	95.6	85.3
1988 I	89.8	88.3	78.9	90.5	93.6	95.2	85.2	93.4	83.2	94.8	90.6	94.8	95.7	86.9
II	90.1	88.8	80.0	91.0	93.5	95.3	83.7	93.6	82.3	93.0	89.9	94.1	95.5	89.4
III	90.3	88.7	79.9	90.8	93.9	96.2	86.7	93.0	79.7	93.4	89.7	94.2	94.9	87.8
IV	90.0	87.6	77.2	90.2	92.9	95.0	85.2	91.9	79.6	92.7	90.4	92.8	93.3	88.6
1989 I	89.6	87.2	76.9	89.7	92.5	93.7	85.4	93.2	80.8	91.4	92.5	90.0	93.6	90.3
II	89.5	87.1	77.5	89.6	92.5	95.1	88.7	92.9	83.4	91.6	93.7	88.0	93.3	90.8
III	88.8	86.3	76.9	88.8	91.4	94.5	85.7	93.6	83.6	93.2	94.5	86.2	92.6	88.4

Quarter Trimestre	Industrial (continued) Secteur industriel (suite): Manufacturing (continued) Industries manufacturières (suite): Chemical products Produits chimiques	Total durables Ensemble des biens dnrables	Wood industries Bois	Furniture and fixtures Meubles et articles d'ameublement	Primary metal industries Première transformation des métaux	Fabricated metal products Produits en métal	Machinery and equipment Machinerie et équipement	Transportation equipment Matériel de transport	Electrical and electronic products Produits électriques et électroniques	Non-metallic mineral products Produits minéraux non métalliques	Other manufacturing Autres industries manufacturières	Electric power, gas and water utilities Énergie électrique, gaz et can	Construction Construction	Energy Énergie	Total goods producing excluding energy Ensemble des industries productrices de biens, énergie excluc
	B60022	B60027	B60011	B60012	B60015	B60016	B60017	B60018	B60019	B60020	B60023	B60025	B60024	B60028	B60029
1985 IV	83.4	88.4	95.9	98.4	83.3	89.8	73.2	95.4	86.8	80.0	91.0	94.2	88.0	80.2	89.0
1986 I	84.4	87.2	95.3	98.8	82.8	87.5	73.6	92.9	86.0	79.7	87.9	92.1	88.4	76.5	88.8
II	83.6	85.6	94.7	97.5	78.8	87.4	76.4	89.4	84.5	80.8	86.3	91.1	86.6	75.5	87.2
III	82.9	83.2	84.9	98.0	78.0	86.5	75.8	84.5	84.4	82.7	81.2	91.4	85.9	75.8	85.3
IV	85.3	82.9	82.8	95.8	81.0	84.9	74.8	81.4	87.0	85.2	78.7	92.6	84.9	75.8	85.2
1987 I	85.8	84.4	95.1	94.8	83.6	86.0	73.5	79.5	88.2	88.8	78.1	93.3	87.4	77.2	87.1
II	89.1	84.3	93.7	95.8	83.4	88.9	74.5	75.6	91.4	87.3	76.8	95.4	91.8	78.7	88.3
III	89.2	85.9	97.3	98.3	86.8	89.8	78.2	75.7	92.0	87.7	78.1	95.6	94.2	79.9	90.4
IV	91.2	88.4	95.9	100.0	90.6	91.9	84.3	77.4	96.2	90.3	78.8	93.9	95.0	79.4	92.0
1988 I	91.4	88.2	90.2	99.7	91.2	91.4	83.8	78.2	97.8	90.3	76.7	95.5	95.6	81.0	91.9
II	92.7	89.1	89.2	95.8	94.0	90.2	84.7	80.8	98.9	90.9	75.2	94.7	94.9	81.0	92.3
III	94.0	88.6	89.2	95.2	92.3	92.2	84.6	77.8	100.0	91.9	73.7	94.8	96.7	81.4	92.5
IV	93.6	88.3	87.3	93.7	92.0	92.2	83.9	79.2	99.2	91.8	71.5	93.6	99.1	80.6	92.4
1989 I	94.7	87.7	84.2	95.4	91.3	94.5	83.7	78.8	96.8	92.7	71.5	93.5	98.7	79.8	92.1
II	94.4	87.6	84.5	98.4	92.2	95.4	82.4	76.1	98.5	90.7	71.8	91.9	98.7	80.1	91.9
III	91.1	87.1	84.3	98.2	92.5	96.0	79.1	75.0	97.7	91.5	72.1	90.4	98.9	79.2	91.4

*Users of these measures of capacity utilization are advised to refer to the discussion of them in the May 1980 issue of this Review "Measuring Capacity Utilization: A Technical Note". Particular attention should be paid to the discussion of how the data are to be evaluated and interpreted.

Note: The revisions to the capacity utilization rates are due to revisions by Statistics Canada to constant-dollar GDP and net capital stocks by industry. The latter have been revised in line with the survey of private and public investment intentions for 1989.

*Les utilisateurs des données des taux d'utilisation des capacités sont invités à se référer à l'étude qui a été publiée sur ce sujet dans la Revue de mai 1980 sons le titre : «Les méthodes d'estimation des taux d'utilisation des capacités». Il convient d'accorder une attention particulière à l'analyse de la façon dont il faut évaluer et interpréter ces données.

Nota : Les corrections apportées aux taux d'utilisation des capacités découlent des révisions que Statistique Canada a apportées aux chiffres du PIB et du stock de capital par industrie en dollars constants. Les stocks de capital ont été remaniés afin de refléter les résultats du sondage des perspectives révisées d'investissement public et privé pour 1989.

H7 Labour force status of the population
Répartition de la population active

Thousands of persons, unless otherwise indicated **En milliers de personnes, sauf indication contraire**

Annual average and week ending **Moyenne annuelle ou données de la semaine se terminant à la date indiquée**	Not seasonally adjusted **Données non désaisonnalisées**							Seasonally adjusted **Données désaisonnalisées**									
	Armed forces **Forces armées**	Civilian non-institutional population (age 15 and over) **Population civile en dehors des «institutions» (15 ans ou plus)**	Labour force participation rate % **Taux d'activité**	Civilian labour force **Population active civile**	Employed **Personnes ayant un emploi**	Unemployed **Chômeurs**	Unemployment rate % **Taux de chômage**	Labour force participation rate % **Taux d'activité**	Civilian labour force **Population active civile**	Employed **Personnes ayant un emploi**: Agriculture **Secteur agricole**	Non-agriculture **Secteur non agricole**: Total **Total**	Non-agriculture: Paid workers **Ouvriers à salaire**	Total **Total**	Men **Hommes**: Age 25 and over **25 ans ou plus**	Men: Age 15-24 **15 à 24 ans**	Women **Femmes**: Age 25 and over **25 ans ou plus**	Women: Age 15-24 **15 à 24 ans**
		D767284	D767288	D767285	D767286	D767287	D767289	D767610	D767606	D772020	D772021	D772015	D767608	D767654	D767695	D767728	D767762
1976	80	16,701	61.1	10,203	9,477	726	7.1	61.1	10,203	472	9,006	8,400	9,477	4,666	1,298	2,420	1,093
1977	81	17,051	61.6	10,500	9,651	849	8.1	61.6	10,500	464	9,187	8,538	9,651	4,720	1,312	2,519	1,101
1978	81	17,377	62.7	10,895	9,987	908	8.3	62.7	10,895	474	9,513	8,816	9,987	4,816	1,340	2,689	1,141
1979	80	17,702	63.4	11,231	10,395	836	7.4	63.4	11,231	484	9,911	9,179	10,395	4,952	1,410	2,831	1,202
1980	80	18,053	64.1	11,573	10,708	865	7.5	64.1	11,573	479	10,229	9,495	10,708	5,041	1,418	3,011	1,239
1981	81	18,368	64.8	11,899	11,001	898	7.5	64.8	11,899	488	10,514	9,775	11,001	5,140	1,416	3,194	1,251
1982	83	18,608	64.1	11,926	10,618	1,308	11.0	64.1	11,926	465	10,153	9,402	10,618	5,010	1,226	3,222	1,160
1983	83	18,805	64.4	12,109	10,675	1,434	11.8	64.4	12,109	480	10,195	9,408	10,675	5,023	1,180	3,339	1,133
1984	83	18,996	64.8	12,316	10,932	1,384	11.2	64.8	12,316	480	10,452	9,626	10,932	5,100	1,207	3,490	1,134
1985	84	19,190	65.3	12,532	11,221	1,311	10.5	65.3	12,532	475	10,746	9,888	11,221	5,229	1,199	3,645	1,149
1986	85	19,397	65.7	12,746	11,531	1,215	9.5	65.7	12,746	460	11,065	10,219	11,531	5,349	1,218	3,815	1,148
1987	87	19,642	66.2	13,011	11,861	1,150	8.8	66.2	13,011	460	11,401	10,520	11,861	5,477	1,232	4,002	1,151
1988	87	19,890	66.7	13,275	12,244	1,031	7.8	66.7	13,275	442	11,802	10,893	12,244	5,635	1,241	4,221	1,147
1989		20,141	67.0	13,503	12,486	1,018	7.5	67.0	13,503	428	12,058	11,147	12,486	5,743	1,234	4,371	1,138
1986 D 13	86	19,499	64.7	12,607	11,448	1,159	9.2	65.7	12,818	455	11,159	10,327	11,613	5,392	1,214	3,878	1,129
1987 J 17	87	19,521	64.3	12,557	11,242	1,315	10.5	65.9	12,864	456	11,181	10,339	11,640	5,385	1,213	3,893	1,149
F 21	87	19,544	64.7	12,647	11,337	1,310	10.4	66.0	12,905	468	11,205	10,332	11,675	5,397	1,221	3,902	1,155
M 21	87	19,565	65.4	12,799	11,427	1,371	10.7	66.1	12,936	455	11,262	10,393	11,712	5,419	1,218	3,920	1,155
A 18	87	19,585	65.4	12,810	11,559	1,251	9.8	66.2	12,959	458	11,295	10,429	11,765	5,441	1,231	3,939	1,154
M 16	87	19,607	66.8	13,088	11,929	1,158	8.9	66.2	12,977	465	11,333	10,458	11,809	5,462	1,222	3,972	1,153
J 20	87	19,634	68.0	13,342	12,216	1,126	8.4	66.4	13,031	464	11,390	10,508	11,871	5,468	1,247	4,005	1,151
J 18	88	19,654	68.5	13,462	12,315	1,147	8.5	66.2	13,003	461	11,396	10,509	11,849	5,465	1,229	4,015	1,140
A 15	88	19,674	68.2	13,415	12,324	1,091	8.1	66.2	13,029	458	11,446	10,555	11,903	5,492	1,233	4,029	1,149
S 19	87	19,700	66.2	13,048	12,029	1,019	7.8	66.4	13,071	461	11,505	10,608	11,963	5,513	1,241	4,061	1,148
O 17	87	19,719	66.2	13,052	12,064	988	7.6	66.4	13,101	457	11,573	10,683	12,013	5,544	1,246	4,072	1,151
N 14	87	19,738	65.7	12,963	11,948	1,015	7.8	66.3	13,091	456	11,580	10,670	12,028	5,557	1,236	4,089	1,146
D 12	87	19,756	65.6	12,952	11,941	1,011	7.8	66.6	13,162	463	11,646	10,744	12,105	5,577	1,247	4,124	1,157
1988 J 16	87	19,777	65.1	12,870	11,731	1,139	8.9	66.6	13,180	460	11,673	10,760	12,132	5,595	1,258	4,129	1,150
F 20	87	19,797	65.5	12,960	11,853	1,107	8.5	66.8	13,217	460	11,724	10,842	12,188	5,607	1,259	4,172	1,150
M 19	88	19,816	66.0	13,072	11,909	1,163	8.9	66.7	13,216	467	11,732	10,828	12,193	5,615	1,258	4,177	1,143
A 16	87	19,835	65.8	13,053	11,985	1,068	8.2	66.6	13,201	446	11,742	10,837	12,188	5,609	1,243	4,187	1,149
M 21	87	19,861	67.5	13,401	12,383	1,019	7.6	66.9	13,284	444	11,799	10,885	12,254	5,627	1,262	4,197	1,168
J 18	87	19,881	68.1	13,538	12,579	960	7.1	66.5	13,224	429	11,785	10,878	12,229	5,627	1,236	4,217	1,149
J 16	87	19,901	69.1	13,752	12,714	1,037	7.5	66.8	13,293	439	11,816	10,889	12,253	5,633	1,239	4,226	1,155
A 20	87	19,926	68.7	13,697	12,671	1,026	7.5	66.8	13,317	430	11,826	10,905	12,261	5,647	1,231	4,249	1,134
S 17	87	19,944	66.6	13,279	12,334	946	7.1	66.7	13,303	432	11,843	10,917	12,269	5,643	1,225	4,253	1,148
O 15	88	19,962	66.5	13,274	12,323	950	7.2	66.7	13,322	433	11,858	10,942	12,272	5,651	1,205	4,275	1,141
N 12	88	19,979	66.3	13,239	12,254	985	7.4	66.9	13,370	440	11,903	11,003	12,336	5,676	1,235	4,283	1,142
D 10	88	19,996	65.8	13,162	12,191	971	7.4	66.9	13,368	434	11,921	11,021	12,352	5,689	1,239	4,289	1,135
1989 J 21	88	20,020	65.7	13,159	12,047	1,112	8.4	67.2	13,458	422	12,018	11,106	12,441	5,698	1,253	4,327	1,163
F 18	88	20,037	65.8	13,183	12,082	1,100	8.3	67.1	13,435	419	11,990	11,093	12,413	5,711	1,240	4,321	1,141
M 18	88	20,057	66.3	13,304	12,157	1,147	8.6	67.0	13,448	415	12,020	11,151	12,438	5,719	1,252	4,313	1,154
A 15	88	20,077	66.1	13,270	12,166	1,105	8.3	66.9	13,430	411	11,971	11,087	12,384	5,703	1,232	4,304	1,145
M 20	88	20,105	67.7	13,604	12,577	1,027	7.5	67.1	13,483	419	12,016	11,125	12,446	5,728	1,244	4,331	1,143
J 17	88	20,127	68.6	13,801	12,856	944	6.8	67.0	13,491	423	12,069	11,146	12,504	5,772	1,228	4,365	1,139
J 15	88	20,148	69.2	13,941	12,932	1,008	7.2	67.0	13,495	434	12,039	11,124	12,488	5,750	1,229	4,377	1,132
A 19	88	20,175	69.1	13,942	12,971	971	7.0	67.2	13,562	448	12,100	11,169	12,561	5,779	1,244	4,390	1,148
S 16	88	20,198	66.8	13,500	12,599	901	6.7	67.0	13,528	447	12,102	11,162	12,541	5,786	1,240	4,393	1,122
O 21	88	20,226	66.7	13,481	12,576	906	6.7	66.9	13,538	435	12,117	11,187	12,536	5,775	1,228	4,409	1,124
N 18	88	20,248	66.5	13,469	12,485	985	7.3	67.2	13,600	425	12,152	11,234	12,568	5,763	1,226	4,453	1,126
D 16		20,269	66.0	13,384	12,379	1,005	7.5	67.1	13,593	417	12,133	11,213	12,545	5,741	1,209	4,470	1,125

Unemployed as % of labour force **Chômeurs, en % de la population active**	Age group: 25 and over **Groupe d'âge : 25 ans ou plus**				Age group: 15–24 **Groupe d'âge : 15 à 24 ans**		Annual average and week ending **Moyenne annuelle ou données de la semaine se terminant à la date indiquée**
	Men **Hommes**		Women **Femmes**				
Total **Total**	Participation rate **Taux d'activité**	Unemployment rate **Taux de chômage**	Participation rate **Taux d'activité**	Unemployment rate **Taux de chômage**	Participation rate **Taux d'activité**	Unemployment rate **Taux de chômage**	
D767611	D767656	D767657	D767730	D767731	D767622	D767623	
7.1	81.1	4.2	41.1	6.6	62.4	12.7	1976
8.1	80.9	4.9	42.1	7.4	63.2	14.4	1977
8.3	81.1	5.2	44.1	7.7	64.4	14.5	1978
7.4	81.0	4.5	45.0	7.0	66.2	12.9	1979
7.5	80.7	4.8	46.4	6.5	67.2	13.2	1980
7.5	80.5	4.8	48.1	6.7	67.8	13.2	1981
11.0	79.5	8.2	48.5	8.8	65.8	18.7	1982
11.8	79.1	9.2	49.6	9.6	66.1	19.8	1983
11.2	78.6	9.0	50.8	9.7	66.8	17.8	1984
10.5	78.5	8.3	51.8	9.4	67.4	16.4	1985
9.5	78.2	7.6	52.7	8.6	68.4	15.1	1986
8.8	77.9	7.0	53.9	8.3	69.1	13.7	1987
7.8	77.7	6.0	55.2	7.5	69.6	12.0	1988
7.5	77.6	6.1	55.8	7.3	70.2	11.3	1989
9.4	78.1	7.6	53.0	8.5	68.0	14.6	1986 D 13
9.5	78.0	7.7	53.4	9.0	68.4	14.2	1987 J 17
9.5	77.9	7.6	53.3	8.9	69.2	14.6	F 21
9.5	78.0	7.4	53.5	8.9	69.2	14.6	M 21
9.2	78.1	7.3	53.6	8.9	69.0	13.7	A 18
9.0	78.0	7.1	53.8	8.5	68.9	13.9	M 16
8.9	77.9	7.0	54.0	8.4	69.6	13.7	J 20
8.9	77.6	6.9	54.1	8.4	68.9	13.8	J 18
8.6	77.7	6.7	54.0	8.1	69.2	13.6	A 15
8.5	77.9	6.8	54.4	8.1	68.8	12.6	S 19
8.3	77.9	6.5	54.2	7.8	69.5	13.0	O 17
8.1	77.8	6.2	54.2	7.5	69.4	13.2	N 14
8.0	77.9	6.2	54.7	7.7	69.5	12.5	D 12
8.0	77.8	6.0	54.7	7.8	69.8	12.5	1988 J 16
7.8	78.0	6.1	55.0	7.5	69.5	11.9	F 20
7.7	77.9	6.0	54.9	7.5	69.5	12.0	M 19
7.7	77.6	5.9	54.9	7.3	69.4	12.1	A 16
7.8	77.7	6.0	54.9	7.4	70.8	12.1	M 21
7.5	77.6	6.0	55.1	7.5	68.7	11.0	J 18
7.8	77.7	6.1	55.2	7.6	69.8	12.0	J 16
7.9	77.5	5.9	55.7	8.0	69.4	12.2	A 20
7.8	77.4	6.1	55.3	7.5	69.6	12.1	S 17
7.9	77.6	6.3	55.4	7.3	69.3	12.5	O 15
7.7	77.6	6.0	55.6	7.6	69.9	11.9	N 12
7.6	77.6	5.9	55.4	7.3	69.9	11.9	D 10
7.6	77.6	6.0	55.7	7.2	71.0	11.5	1989 J 21
7.6	77.7	6.0	55.7	7.4	70.2	11.6	F 18
7.5	77.8	6.1	55.6	7.5	70.3	10.6	M 18
7.8	77.6	6.3	55.4	7.6	70.2	11.5	A 15
7.7	77.7	6.2	55.6	7.5	70.7	11.5	M 20
7.3	78.0	6.0	55.5	6.8	69.9	11.1	J 17
7.5	77.6	6.1	55.7	7.1	69.9	11.2	J 15
7.4	77.7	5.9	55.8	7.2	70.8	11.0	A 19
7.3	77.6	5.9	55.8	7.1	69.9	10.9	S 16
7.4	77.3	5.9	55.9	7.2	70.1	11.3	O 21
7.6	77.3	6.3	56.3	7.1	70.4	11.6	N 18
7.7	77.0	6.4	56.5	7.3	69.9	11.6	D 16

H8 Labour force status of the population by region
Répartition de la population active par région

Thousands of persons, unless otherwise indicated, seasonally adjusted En milliers de personnes, sauf indication contraire, données désaisonnalisées

Annual average and week ending Moyenne annuelle ou données de la semaine se terminant à la date indiquée	Atlantic provinces Provinces atlantiques			Quebec Québec			Ontario Ontario			Prairie provinces Provinces des Prairies			British Columbia Colombie-Britannique		
	Labour force Population active	Employment Emploi	Unemployment rate (%) Taux de chômage	Labour force Population active	Employment Emploi	Unemployment rate (%) Taux de chômage	Labour force Population active	Employment Emploi	Unemployment rate (%) Taux de chômage	Labour force Population active	Employment Emploi	Unemployment rate (%) Taux de chômage	Labour force Population active	Employment Emploi	Unemployment rate (%) Taux de chômage
				D768475	D768476	D768478	D768645	D768646	D768648				D769230	D769231	D769233
1976	803	717	10.7	2,689	2,456	8.7	3,882	3,643	6.2	1,712	1,641	4.1	1,117	1,021	8.6
1977	821	718	12.5	2,760	2,476	10.3	3,986	3,708	7.0	1,785	1,698	4.9	1,148	1,050	8.5
1978	850	744	12.5	2,839	2,530	10.9	4,133	3,835	7.2	1,871	1,774	5.2	1,202	1,103	8.3
1979	871	770	11.6	2,897	2,619	9.6	4,271	3,993	6.5	1,952	1,868	4.3	1,239	1,144	7.6
1980	894	795	11.1	2,988	2,694	9.8	4,350	4,053	6.8	2,041	1,953	4.3	1,301	1,213	6.8
1981	906	801	11.6	3,037	2,723	10.3	4,463	4,171	6.6	2,133	2,037	4.5	1,361	1,270	6.7
1982	901	773	14.2	2,985	2,574	13.8	4,502	4,063	9.7	2,170	2,007	7.5	1,367	1,202	12.1
1983	923	784	15.1	3,038	2,616	13.9	4,561	4,089	10.3	2,208	1,995	9.6	1,380	1,190	13.8
1984	949	805	15.2	3,088	2,692	12.8	4,655	4,235	9.0	2,228	2,010	9.8	1,396	1,191	14.7
1985	963	812	15.7	3,140	2,768	11.8	4,758	4,377	8.0	2,252	2,045	9.2	1,420	1,220	14.1
1986	978	833	14.8	3,174	2,825	11.0	4,862	4,524	7.0	2,281	2,080	8.8	1,451	1,270	12.5
1987	994	857	13.8	3,253	2,918	10.3	4,992	4,689	6.1	2,289	2,091	8.7	1,482	1,306	11.9
1988	1,019	893	12.4	3,311	3,001	9.4	5,118	4,862	5.0	2,312	2,131	7.8	1,514	1,358	10.3
1989	1,040	913	12.3	3,342	3,031	9.3	5,214	4,949	5.1	2,328	2,158	7.3	1,578	1,435	9.1
1986 D 13	976	834	14.5	3,191	2,855	10.5	4,910	4,580	6.7	2,290	2,082	9.1	1,464	1,267	13.5
1987 J 17	979	835	14.7	3,209	2,859	10.9	4,920	4,609	6.3	2,296	2,084	9.2	1,458	1,257	13.8
F 21	978	835	14.6	3,234	2,878	11.0	4,937	4,608	6.7	2,282	2,072	9.2	1,467	1,277	13.0
M 21	984	838	14.8	3,243	2,901	10.5	4,946	4,615	6.7	2,286	2,082	8.9	1,479	1,280	13.5
A 18	987	839	15.0	3,251	2,911	10.5	4,948	4,631	6.4	2,288	2,085	8.9	1,484	1,300	12.4
M 16	992	848	14.5	3,245	2,907	10.4	4,968	4,655	6.3	2,283	2,088	8.5	1,483	1,308	11.8
J 20	994	855	14.0	3,260	2,920	10.4	4,995	4,688	6.1	2,279	2,078	8.8	1,488	1,320	11.3
J 18	993	860	13.4	3,270	2,926	10.5	4,978	4,680	6.0	2,284	2,083	8.8	1,477	1,297	12.2
A 15	995	865	13.1	3,273	2,941	10.1	4,986	4,694	5.9	2,297	2,097	8.7	1,464	1,298	11.3
S 19	1,000	870	13.0	3,262	2,933	10.1	5,026	4,734	5.8	2,297	2,105	8.4	1,484	1,318	11.2
O 17	1,005	874	13.0	3,270	2,956	9.6	5,048	4,762	5.7	2,291	2,105	8.1	1,503	1,331	11.4
N 14	1,009	879	12.9	3,233	2,926	9.5	5,071	4,778	5.8	2,292	2,113	7.8	1,488	1,332	10.5
D 12	1,010	878	13.1	3,283	2,960	9.8	5,082	4,814	5.3	2,294	2,109	8.1	1,503	1,347	10.4
1988 J 16	1,012	876	13.4	3,275	2,974	9.2	5,096	4,821	5.4	2,296	2,111	8.1	1,507	1,354	10.2
F 20	1,014	885	12.7	3,280	2,980	9.1	5,101	4,845	5.0	2,304	2,122	7.9	1,518	1,356	10.7
M 19	1,017	886	12.9	3,291	2,981	9.4	5,103	4,854	4.9	2,305	2,125	7.8	1,512	1,358	10.2
A 16	1,008	884	12.3	3,269	2,957	9.5	5,108	4,861	4.8	2,303	2,128	7.6	1,521	1,364	10.3
M 21	1,018	894	12.2	3,315	2,998	9.6	5,121	4,869	4.9	2,308	2,135	7.5	1,511	1,354	10.4
J 18	1,016	892	12.2	3,283	2,995	8.8	5,092	4,847	4.8	2,312	2,138	7.5	1,505	1,344	10.7
J 16	1,024	899	12.2	3,316	2,995	9.7	5,120	4,864	5.0	2,318	2,133	8.0	1,511	1,354	10.4
A 20	1,019	892	12.5	3,328	3,003	9.8	5,119	4,858	5.1	2,312	2,130	7.9	1,515	1,358	10.4
S 17	1,018	888	12.8	3,335	3,028	9.2	5,128	4,873	5.0	2,317	2,135	7.9	1,509	1,350	10.5
O 15	1,021	897	12.1	3,354	3,023	9.9	5,130	4,877	4.9	2,325	2,135	8.2	1,509	1,359	9.9
N 12	1,025	904	11.8	3,353	3,039	9.4	5,144	4,883	5.1	2,321	2,137	7.9	1,525	1,369	10.2
D 10	1,028	914	11.1	3,341	3,034	9.2	5,160	4,900	5.0	2,321	2,138	7.9	1,529	1,372	10.3
1989 J 21	1,031	912	11.5	3,356	3,039	9.4	5,201	4,947	4.9	2,324	2,151	7.4	1,552	1,393	10.2
F 18	1,029	910	11.6	3,348	3,044	9.1	5,179	4,911	5.2	2,313	2,138	7.6	1,571	1,416	9.9
M 18	1,028	908	11.7	3,347	3,035	9.3	5,201	4,947	4.9	2,312	2,140	7.4	1,568	1,415	9.8
A 15	1,033	908	12.1	3,333	3,013	9.6	5,179	4,905	5.3	2,317	2,139	7.7	1,565	1,418	9.4
M 20	1,035	915	11.6	3,341	3,015	9.8	5,195	4,929	5.1	2,332	2,161	7.3	1,573	1,420	9.7
J 17	1,042	918	11.9	3,348	3,035	9.3	5,179	4,937	4.7	2,332	2,163	7.2	1,574	1,435	8.8
J 15	1,043	914	12.4	3,323	3,015	9.3	5,196	4,939	4.9	2,336	2,167	7.2	1,582	1,436	9.2
A 19	1,045	915	12.4	3,339	3,044	8.8	5,225	4,960	5.1	2,346	2,181	7.0	1,575	1,436	8.8
S 16	1,045	912	12.7	3,349	3,043	9.1	5,216	4,968	4.8	2,335	2,169	7.1	1,585	1,453	8.3
O 21	1,045	913	12.6	3,341	3,034	9.2	5,238	4,982	4.9	2,328	2,158	7.3	1,593	1,459	8.4
N 18	1,051	916	12.8	3,353	3,045	9.2	5,267	4,987	5.3	2,335	2,162	7.4	1,599	1,465	8.4
D 16	1,054	917	13.0	3,347	3,027	9.6	5,273	4,983	5.5	2,325	2,159	7.1	1,593	1,459	8.4

H9 Employment in non-agricultural establishments*
Emploi dans les entreprises non agricoles*

Thousands of persons En milliers de personnes

Year and month Année ou mois	Total Total	Goods producing industries Industries productrices de biens					Service producing industries Services						Commercial industries Entreprises commerciales	Non-commercial industries Entreprises non commerciales
		Total Total	Forestry Exploitation forestière	Mining, including milling Industries extractives, broyage compris	Manufacturing Industries manufacturières	Construction Construction	Total Total	Transportation, communication and other utilities Transports, communications et autres services d'utilité publique	Trade Commerce	Finance, insurance and real estate Finance, assurance et immobilier	Community, business and personal services Services aux collectivités, aux entreprises et aux ménages	Public administration Administration publique		
	L1	L2	L3	L6	L27	L159	L166	L167	L196	L238	L251	L307		
1985 O	9,168	2,379	61	162	1,716	440	6,789	817	1,622	562	3,131	658	7,004	2,165
N	9,116	2,346	55	160	1,721	411	6,770	806	1,631	560	3,120	653	6,944	2,172
D	8,886	2,233	45	151	1,683	354	6,653	793	1,618	556	3,037	649	6,771	2,115
1986 J	8,903	2,231	47	154	1,698	332	6,672	791	1,600	560	3,073	647	6,755	2,149
F	8,890	2,236	46	155	1,704	331	6,654	788	1,582	560	3,073	651	6,711	2,179
M	8,925	2,235	43	154	1,706	333	6,690	799	1,576	563	3,103	650	6,735	2,189
A	9,057	2,273	39	143	1,731	359	6,784	797	1,617	572	3,144	654	6,870	2,187
M	9,253	2,355	50	145	1,771	390	6,898	805	1,645	575	3,172	700	7,028	2,225
J	9,368	2,433	60	147	1,806	421	6,935	822	1,653	583	3,186	692	7,198	2,171
J	9,218	2,425	59	148	1,772	444	6,793	809	1,649	587	3,058	689	7,176	2,042
A	9,202	2,414	58	145	1,758	453	6,788	802	1,662	585	3,050	689	7,172	2,030
S	9,339	2,394	53	142	1,745	453	6,945	802	1,691	584	3,198	670	7,177	2,162
O	9,410	2,382	49	139	1,746	448	7,028	799	1,738	590	3,243	658	7,206	2,204
N	9,374	2,328	48	140	1,722	418	7,046	793	1,767	590	3,248	648	7,162	2,212
D	9,196	2,264	47	140	1,711	366	6,932	782	1,764	586	3,153	647	7,052	2,144
1987 J	9,676	2,416	53	150	1,820	393	7,260	798	1,799	600	3,420	642	7,475	2,202
F	9,618	2,396	54	148	1,817	378	7,222	791	1,760	590	3,431	649	7,365	2,253
M	9,699	2,420	47	148	1,836	388	7,279	792	1,748	599	3,484	656	7,432	2,267
A	9,796	2,460	42	145	1,855	417	7,336	796	1,759	606	3,516	659	7,538	2,258
M	10,017	2,573	53	151	1,893	477	7,444	816	1,789	618	3,547	673	7,758	2,259
J	10,217	2,686	68	158	1,954	506	7,531	831	1,811	630	3,569	691	7,986	2,232
J	10,042	2,686	67	158	1,936	526	7,355	824	1,785	625	3,427	694	7,946	2,096
A	10,026	2,714	69	158	1,958	529	7,312	826	1,790	620	3,388	687	7,952	2,074
S	10,143	2,720	71	159	1,955	536	7,422	837	1,805	612	3,496	672	7,950	2,193
O	10,172	2,700	66	159	1,945	530	7,472	834	1,811	614	3,546	667	7,902	2,270
N	10,088	2,641	60	157	1,931	494	7,446	819	1,832	611	3,522	662	7,803	2,285
D	9,854	2,531	52	154	1,903	422	7,323	811	1,832	614	3,406	660	7,632	2,222
1988 J	9,795	2,467	50	154	1,877	386	7,329	811	1,790	620	3,447	660	7,537	2,259
F	9,793	2,446	49	153	1,866	377	7,347	811	1,771	626	3,481	657	7,497	2,296
M	9,859	2,469	46	156	1,876	390	7,390	812	1,792	635	3,486	665	7,551	2,308
A	9,993	2,546	43	151	1,896	455	7,447	814	1,819	639	3,512	664	7,681	2,312
M	10,202	2,662	58	157	1,947	500	7,540	831	1,856	647	3,527	679	7,900	2,303
J	10,348	2,755	68	160	1,978	549	7,593	844	1,865	657	3,528	699	8,076	2,272
J	10,187	2,745	72	162	1,953	558	7,442	813	1,840	652	3,435	702	8,053	2,134
A	10,187	2,752	72	162	1,958	561	7,436	814	1,852	656	3,412	701	8,060	2,127
S	10,293	2,722	71	161	1,940	551	7,571	823	1,862	649	3,552	684	8,017	2,276
O	10,297	2,704	66	158	1,935	544	7,593	840	1,862	650	3,571	670	7,996	2,301
N	10,260	2,638	63	156	1,919	500	7,621	834	1,882	646	3,591	668	7,936	2,324
D	10,068	2,554	59	153	1,894	449	7,514	822	1,884	643	3,502	663	7,797	2,271
1989 J	10,041	2,513	55	148	1,901	409	7,528	820	1,841	637	3,558	672	7,712	2,329
F	10,090	2,525	53	150	1,909	413	7,566	819	1,824	638	3,606	679	7,733	2,358
M	10,164	2,540	50	148	1,915	426	7,624	827	1,826	639	3,645	688	7,788	2,376
A	10,261	2,601	45	151	1,930	475	7,660	833	1,845	637	3,661	684	7,898	2,363
M	10,479	2,735	57	154	1,974	550	7,744	855	1,856	647	3,693	694	8,116	2,364
J	10,595	2,812	69	159	2,000	585	7,783	872	1,881	652	3,665	713	8,286	2,309
J	10,454	2,790	70	159	1,978	583	7,664	861	1,871	660	3,552	720	8,258	2,196
A	10,423	2,809	70	155	1,982	602	7,614	858	1,879	651	3,507	718	8,255	2,168
S	10,483R	2,766R	70R	152R	1,952R	592R	7,718R	874	1,859R	643R	3,642R	700R	8,170R	2,314R
O	10,504	2,739	67	151	1,937	584	7,764	874	1,877	647	3,667	699	8,137	2,367

*Starting in January 1987, data taken from the Survey of Employment, Payroll and Hours are not strictly comparable with those for earlier months because of improvements in sampling methodology. Adjustment factors to calculate growth rates across this statistical break are available from Statistics Canada.

*Les données extraites de l'Enquête sur l'emploi, la rémunération et les heures de travail ne sont plus, depuis janvier 1987, tout à fait comparables à celles des mois précédents, en raison d'améliorations apportées à la méthode d'échantillonnage. Il est possible de se procurer, auprès de Statistique Canada, les facteurs de correction permettant d'obtenir des taux de croissance comparables pour les séries antérieures et postérieures à janvier 1987.

H10 Residential construction
Construction de logements

Thousands of units **En milliers d'unités**

Year and month **Année ou mois**	Not seasonally adjusted **Données non désaisonnalisées**									Seasonally adjusted, annual rates **Données désaisonnalisées, chiffres annuels**							
	Starts **Mises en chantier**					Completions **Logements terminés**	Under construction **Logements en construction**	Vacancies at end of period **Logements inoccupés en fin de période**		Starts **Mises en chantier**				Completions **Logements terminés**	Mortgage loan approvals by private lending institutions **Prêts hypothécaires approuvés par les établissements du secteur privé**		
	Urban centres **Centres urbains**			Other areas **Reste du pays**	Total **Total**					Urban centres **Centres urbains**			Total **Total**				
	Single detached dwellings **Maisons unifamiliales**	Multiple dwellings **Habitations multi-familiales**	Total **Total**					Single-family and duplex **Maisons unifamiliales et duplex**	Apartment and row **Apartements et maisons en rangées**	Single detached dwellings **Maisons unifamiliales**	Multiple dwellings **Habitations multi-familiales**	Total **Total**			NHA **LNH**	Conventional **Ordinaires**	Total **Total**
	D849796		D2783		D2717	D2739	D2761	H700	H757	D4932	D4933	D4900	H73	D4946			
1975	83.8	98.0	181.8	49.6	231.5	217.0	176.6	5.2	9.8	83.8	98.0	181.8	231.5	217.0	77.8	73.3	151.1
1976	85.3	124.5	209.8	63.4	273.2	236.2	204.3	8.2	9.8	85.3	124.5	209.8	273.2	236.2	97.7	71.8	169.5
1977	74.6	125.6	200.2	45.5	245.7	251.8	185.6	10.5	15.7	74.6	125.6	200.2	245.7	251.8	118.7	72.6	191.3
1978	72.9	105.7	178.7	49.0	227.7	246.5	164.7	9.7	13.9	72.9	105.7	178.7	227.7	246.5	58.8	76.7	135.5
1979	72.9	78.8	151.7	45.3	197.0	226.5	128.6	9.4	11.8	72.9	78.8	151.7	197.0	226.5	43.1	80.9	124.0
1980	60.7	64.3	125.0	33.6	158.6	176.2	105.8	7.5	6.7	60.7	64.3	125.0	158.6	176.2	27.0	55.9	82.9
1981	63.4	79.1	142.4	35.5	178.0	175.0	102.8	8.8	7.4	63.4	79.1	142.4	178.0	175.0	34.0	42.6	76.6
1982	39.1	65.7	104.8	21.1	125.9	133.9	89.1	5.4	13.0	39.1	65.7	104.8	125.9	133.9	34.9	28.9	63.8
1983	77.6	56.6	134.2	28.4	162.6	163.0	84.9	4.1	9.1	77.6	56.6	134.2	162.6	163.0	54.3	40.8	95.2
1984	64.7	46.2	110.9	24.0	134.9	153.0	63.9	4.4	8.1	64.7	46.2	110.9	134.9	153.0	43.3	36.1	79.4
1985	78.4	61.0	139.4	26.4	165.8	139.1	86.4	3.2	5.5	78.4	61.0	139.4	165.8	139.1	40.0	56.8	96.8
1986	97.3	73.5	170.9	28.9	199.8	184.6	101.4	3.8	7.9	97.3	73.5	170.9	199.8	184.6	23.8	76.2	100.0
1987	115.2	100.2	215.3	30.6	246.0	218.0	127.7	5.8	9.0	115.2	100.2	215.3	246.0	218.0	32.2	82.4	114.6
1988	102.4	87.3	189.6	32.9	222.6	216.5	131.5	6.6	12.4	102.4	87.3	189.6	222.6	216.5	29.0	78.0	107.0
1986 J	9.4	6.3	15.6					3.5	6.6	94.0	75.0	169.0	201.0		21.7	82.8	104.5
A	8.9	5.6	14.5	9.1	56.4	55.2		3.3	6.1	96.0	73.0	169.0	201.0	181.0	24.9	76.4	101.3
S	9.4	7.7	17.1				102.9	3.4	6.3	110.0	84.0	194.0	226.0		19.8	88.5	108.3
O	9.1	6.7	15.9					3.7	6.8	105.0	81.0	186.0	216.0		29.1	81.7	110.8
N	8.0	7.5	15.5	7.2	52.8	54.3		3.9	7.4	96.0	83.0	179.0	209.0	195.0	25.0	82.3	107.3
D	7.1	7.1	14.2				101.4	3.8	7.9	105.0	80.0	185.0	215.0		40.6	81.5	122.1
1987 J	6.5	7.7	14.2					4.2	8.1	117.0	99.0	216.0	237.0		25.9	59.5	85.4
F	4.8	5.0	9.8	3.5	41.7	39.5		4.5	7.8	109.0	87.0	196.0	217.0	205.0	15.7	78.9	94.6
M	6.7	7.5	14.2				102.2	4.5	7.3	122.0	117.0	239.0	260.0		36.0	74.0	110.0
A	10.4	8.9	19.4					4.5	7.1	114.0	96.0	210.0	242.0		44.2	94.2	138.4
M	15.1	9.8	24.8	9.9	77.5	48.8		4.5	7.8	126.0	96.0	222.0	254.0	213.0	37.1	89.3	126.4
J	13.3	10.2	23.4				130.9	4.3	8.2	116.0	113.0	229.0	261.0		38.2	94.5	132.7
J	12.5	9.0	21.5					4.2	8.5	125.0	110.0	235.0	267.0		19.4	86.2	105.6
A	10.8	10.3	21.1	8.9	69.3	68.6		4.2	7.4	114.0	116.0	230.0	262.0	227.0	22.1	96.1	118.2
S	9.7	8.2	17.9				131.4	4.5	7.5	110.0	94.0	204.0	236.0		31.8	84.0	115.8
O	9.2	7.7	16.9					5.3	7.2	106.0	93.0	199.0	234.0		29.4	84.0	113.4
N	9.4	8.7	18.0	8.4	57.4	61.0		5.6	8.1	111.0	93.0	204.0	239.0	221.0	30.3	69.7	100.0
D	6.9	7.2	14.1				127.7	5.8	9.0	103.0	89.0	192.0	227.0		42.9	75.0	117.9
1988 J	5.2	6.5	11.7					6.1	9.2	93.0	85.0	178.0	199.0		32.6	60.7	93.3
F	3.7	5.5	9.2	3.4	35.9	43.9		6.3	9.7	85.0	97.0	182.0	203.0	228.0	19.1	80.8	99.9
M	5.7	5.9	11.6				119.5	6.4	10.4	103.0	92.0	195.0	216.0		34.1	67.7	101.8
A	8.9	8.9	17.8					6.3	11.0	98.0	94.0	192.0	225.0		26.0	70.4	96.4
M	11.6	10.3	22.0	10.3	69.2	53.3		6.8	12.4	97.0	100.0	197.0	230.0	230.0	35.1	78.5	113.6
J	11.8	7.2	19.0				135.2	6.4	12.3	105.0	80.0	185.0	218.0		36.6	94.8	131.4
J	10.4	6.4	16.8					6.4	12.3	104.0	77.0	181.0	215.0		25.2	84.4	109.6
A	10.2	8.4	18.7	9.6	61.1	60.5		6.4	12.1	109.0	94.0	203.0	237.0	201.0	30.6	86.2	116.8
S	9.6	6.4	16.0				134.8	6.3	11.5	108.0	74.0	182.0	216.0		26.5	74.3	100.8
O	9.0	7.1	16.1					6.3	12.5	104.0	86.0	190.0	230.0		30.5	77.2	107.7
N	8.7	8.6	17.3	9.5	56.4	58.8		6.3	12.5	104.0	91.0	195.0	235.0	214.0	28.3	80.3	108.6
D	7.3	6.2	13.5				131.5	6.6	12.4	109.0	78.0	187.0	227.0		25.5	78.5	104.0
1989 J	5.9	7.8	13.7					6.3	14.5	105.0	104.0	209.0	230.0		28.0	76.7	104.7
F	5.0	4.8	9.8	3.4	39.0	46.9		6.0	13.5	114.0	86.0	200.0	221.0	246.0	25.2	92.5	117.7
M	6.3	5.8	12.1				122.9	5.7	12.4	115.0	90.0	205.0	226.0		32.3	92.5	124.8
A	9.4	8.0	17.4					5.5	12.1	103.0	84.0	187.0	219.0		28.8	68.8	97.6
M	11.7	7.5	19.1	10.1	64.3	53.5		5.8	13.3	98.0	72.0	170.0	202.0	229.0	28.4	73.8	102.2
J	10.4	7.3	17.7				133.2	5.9	13.4	92.0	82.0	174.0	206.0		33.0	66.8	99.8
J	9.7	6.8	16.4					5.8	14.0	96.0	82.0	178.0	216.0		29.2	100.5	129.7
A	10.0	5.5	15.5	10.7	59.0	60.8		6.1	14.4	106.0	61.0	167.0	205.0	203.0	48.0	71.2	119.2
S	8.8	7.6	16.3				131.0	6.2	15.0	99.0	89.0	188.0	226.0				
O	8.6	7.2	15.8					6.9	14.5	99.0	87.0	186.0	221.0				
N	8.0	7.6	15.6					7.1	13.3	95.0	80.0	175.0	210.0				

H11 Consumer price index
Indice des prix à la consommation

1981 = 100 **1981 = 100**

Year and month **Année ou mois**	Not seasonally adjusted **Données non désaisonnalisées**										Seasonally adjusted **Données désaisonnalisées**		
	All items **Indice global**	Food **Alimentation**	Total excluding food **Indice global, alimentation exclue**	Total excluding food & energy **Indice global, alimentation et énergie exclues**	Total goods **Biens**				Services **Services**	Shelter **Logement**	All items **Indice global**	Food **Alimentation**	Total excluding food **Indice global, alimentation exclue**
					Total **Indice global**	Non-durables **Biens non durables**	Semi-durables **Biens semi-durables**	Durables **Biens durables**	Total **Indice global**	Total **Indice global**			
	D484000	D484001	D484495	D484496	D484487	D484490	D484489	D484488	D484491	D484165	D484549	D484551	D484550
1975	58.5	55.8	59.5	61.9	57.8	54.3	67.0	64.1	59.3				
1976	62.9	57.3	65.1	67.3	60.6	56.9	70.2	67.6	66.5				
1977	67.9	62.0	70.2	72.2	65.1	61.5	74.7	71.0	72.5				
1978	73.9	71.6	74.7	76.6	71.7	69.1	77.6	75.2	77.4				
1979	80.7	81.0	80.6	82.5	79.3	76.9	84.4	82.4	82.9	81.8	80.7	81.0	80.6
1980	88.9	89.8	88.7	90.2	88.4	86.2	92.6	91.4	89.7	88.2	88.9	89.8	88.7
1981	100.0	100.0	100.0	100.0	100.0	100.0	100.0	100.0	100.0	100.0	100.0	100.0	100.0
1982	110.8	107.2	111.8	110.8	109.4	111.6	106.6	105.6	112.9	113.5	110.8	107.2	111.8
1983	117.2	111.2	119.0	117.7	115.3	118.6	111.4	109.8	120.2	121.8	117.2	111.2	119.0
1984	122.3	117.4	123.8	122.2	120.7	125.6	114.0	113.4	124.8	126.7	122.3	117.4	123.8
1985	127.2	120.8	129.0	127.0	125.4	131.3	117.0	116.8	129.7	131.4	127.2	120.8	129.0
1986	132.4	126.8	134.1	133.7	129.6	135.2	120.2	122.8	136.3	135.4	132.4	126.8	134.1
1987	138.2	132.4	139.9	139.8	134.9	141.2	125.0	126.6	142.8	141.4	138.2	132.4	139.9
1988	143.8	135.9	146.1	146.5	139.7	145.6	131.3	131.4	149.4	147.9	143.8	135.9	146.1
1986 N	134.7	130.1	136.0	136.5	131.5	136.5	122.0	126.4	139.0	137.2	134.6	131.0	135.7
D	134.9	129.9	136.4	136.8	131.6	136.5	122.0	126.8	139.4	137.6	135.1	131.1	136.4
1987 J	135.2	131.3	136.4	136.6	132.3	137.8	121.4	126.9	139.2	138.1	135.4	131.4	136.6
F	135.8	131.3	137.1	137.2	132.9	138.6	123.5	125.5	139.9	138.8	135.8	131.5	137.1
M	136.4	131.2	137.9	137.8	133.4	139.3	124.1	125.4	140.6	139.3	136.4	131.9	137.8
A	137.0	131.2	138.6	138.5	133.9	140.3	124.3	125.1	141.3	140.1	137.0	131.6	138.5
M	137.8	132.4	139.3	139.2	134.8	141.2	124.8	126.0	141.9	140.4	137.4	132.5	138.9
J	138.2	133.9	139.5	139.3	135.4	142.7	124.6	125.2	142.2	140.8	138.0	133.4	139.4
J	139.2	134.2	140.7	140.5	135.9	143.1	124.3	126.7	143.8	141.6	138.9	133.3	140.6
A	139.3	132.8	141.1	140.9	135.6	142.4	125.7	126.0	144.3	142.2	139.1	132.6	141.0
S	139.3	132.1	141.4	141.1	135.5	142.1	126.2	126.0	144.5	142.6	139.3	132.6	141.3
O	139.8	132.4	141.9	141.7	136.1	142.2	126.4	128.2	144.9	144.0	139.6	132.9	141.5
N	140.4	133.0	142.5	142.4	136.9	142.7	127.3	129.8	145.2	144.4	140.3	133.7	142.3
D	140.5	132.7	142.6	142.5	136.6	142.5	127.0	128.9	145.7	144.5	140.7	133.9	142.7
1988 J	140.8	134.1	142.7	142.5	137.4	143.9	126.9	129.0	145.4	145.1	141.0	134.1	143.0
F	141.3	133.9	143.4	143.5	137.7	143.6	129.3	129.2	146.3	145.2	141.3	134.1	143.4
M	142.0	133.5	144.4	144.7	137.8	143.2	130.0	130.0	147.7	145.8	142.1	134.3	144.3
A	142.5	134.2	144.9	145.1	138.5	144.3	131.0	129.7	148.0	146.2	142.5	134.8	144.7
M	143.4	135.0	145.7	145.9	139.7	145.8	131.4	130.6	148.5	146.7	143.0	135.2	145.3
J	143.6	136.2	145.7	146.0	140.1	146.5	131.4	130.6	148.5	147.0	143.4	135.8	145.6
J	144.5	137.4	146.5	146.8	140.6	147.3	131.0	131.2	149.7	147.9	144.2	136.4	146.4
A	144.9	137.8	146.9	147.5	140.8	147.0	132.2	131.5	150.4	148.7	144.7	137.5	146.7
S	145.0	137.5	147.1	147.7	140.7	146.9	132.3	131.4	150.8	149.3	145.0	137.9	147.0
O	145.7	137.5	147.9	148.7	140.9	146.7	133.2	132.3	152.0	150.7	145.4	138.0	147.5
N	146.1	136.9	148.7	149.6	141.4	146.2	133.1	135.6	152.5	151.1	146.0	137.5	148.4
D	146.1	136.5	148.8	149.8	141.2	145.8	133.3	135.7	152.7	151.4	146.4	137.6	148.9
1989 J	146.8	138.1	149.3	150.2	141.9	147.4	133.4	135.6	153.3	152.3	147.0	138.0	149.6
F	147.8	139.2	150.3	151.2	143.1	148.4	136.3	135.8	154.1	153.0	147.8	139.3	150.2
M	148.5	139.3	151.1	152.1	143.5	148.7	137.0	136.0	155.2	153.9	148.5	140.0	150.9
A	149.0	139.8	151.6	152.5	143.8	149.3	136.5	136.3	156.0	154.9	149.0	140.3	151.5
M	150.5	140.7	153.3	153.8	146.0	153.3	137.2	136.6	156.6	155.6	150.1	140.7	152.8
J	151.3	141.7	154.0	154.5	146.6	154.2	136.3	137.7	157.6	156.3	151.0	140.9	153.8
J	152.3	143.0	154.9	155.5	147.4	155.3	137.2	137.8	158.9	157.1	152.0	141.6	154.8
A	152.4	142.1	155.3	155.9	147.1	154.6	138.2	137.4	159.5	157.8	152.2	141.4	155.1
S	152.6	141.5	155.6	156.3	147.0	154.2	138.7	137.4	160.0	158.1	152.5	141.7	155.5
O	153.2	142.0	156.3	157.0	147.4	154.6	139.0	137.7	161.0	159.5	152.9	142.4	155.8
N	153.7	141.9	157.0	157.7	148.0	154.9	138.5	139.6	161.4	160.0	153.7	142.6	156.8

H12 Other prices and costs*
Autres prix et coûts*

Year and month Année ou mois	Not seasonally adjusted Données non désaisonnalisées: Raw materials price index, 1981 = 100 Indice des prix des matières premières, 1981 = 100: Total excluding coal, crude oil, natural gas Total, charbon, pétrole brut, gaz naturel exclus	Coal, crude oil, natural gas Charbon, pétrole brut, gaz naturel	Industrial product price index 1981 = 100 Indice des prix des produits industriels 1981 = 100	Wage settlements, excl. COLA compound average annual increase in base rates (%) Accords salariaux : Hausse annuelle moyenne (sans IVC) composée des taux de base, en %: Total Ensemble des industries	Manufacturing Industries manufacturières	Average hourly earnings, hourly rated employees, in dollars Gains horaires moyens des employés payés à l'heure (en dollars): Manufacturing Industries manufacturières	Construction Construction	Average weekly earnings, all employees, in dollars Gains hebdomadaires moyens de l'ensemble des employés (en dollars): Industrial Ensemble des industries	Manufacturing Industries manufacturières	Seasonally adjusted Données désaisonnalisées: Non-farm sector Secteur non agricole: Labour income per unit of output Revenu du travail par unité produite	Wages and salaries per unit of output Salaires et traitements par unité produite: Commercial Entreprises commerciales	Manufacturing Industries manufacturières	Profits per unit of output in commercial industries Bénéfices par unité produite dans les entreprises commerciales
	D614316	D614315	D614001	D747018	D747020	L5607	L5739	L1241	L1267		B20064	B20063	B20065
1978				7.1	7.8					.4142	.4028	.4576	.1194
1979				8.8	9.9					.4484	.4349	.4998	.1520
1980				11.1	12.3					.4992	.4868	.5775	.1650
1981	100.0	100.0	100.0	13.4	12.5					.5559	.5373	.6299	.1500
1982	97.0	120.3	106.7	10.1	10.7					.6142	.5908	.7252	.1129
1983	98.5	128.8	110.4	5.6	5.3					.6240	.5868	.7147	.1500
1984	103.1	130.7	115.4	3.5	3.6					.6321	.5911	.6894	.1728
1985	100.4	136.8	118.6	3.7	3.9					.6505	.6051	.7036	.1762
1986	103.9	86.8	119.6	3.4	3.4					.6732	.6278	.7368	.1559
1987	109.3	93.7	122.8	3.9	3.6					.7015	.6487	.7581	.1830
1988	114.7	75.6	128.1	4.4	4.5					.7280	.6715	.7806	.1904
1986 N	105.8	80.6	119.9	3.3	2.5	12.19	14.28	433.58	516.27	.6867	.6410	.7503	.1642
D	105.0	82.8	119.7			12.28	14.33	435.35	509.33				
1987 J	105.0	87.1	120.4			12.17	14.82	435.36	514.56				
F	104.6	90.9	120.3	3.7	3.2	12.19	15.02	436.49	520.09	.6944	.6458	.7555	.1711
M	104.1	89.4	120.4			12.19	14.87	436.65	520.33				
A	105.8	90.9	121.2			12.20	14.78	437.90	519.31				
M	110.0	93.0	122.1	4.0	4.1	12.21	14.54	439.86	516.51	.7012	.6486	.7608	.1827
J	111.0	95.4	122.5			11.93	14.16	441.81	513.59				
J	110.5	98.3	123.2			12.12	14.08	442.17	510.35				
A	111.4	100.1	123.8	3.8	3.6	12.17	14.22	440.00	514.00	.7031	.6490	.7608	.1865
S	111.7	97.6	124.1			12.35	14.58	447.40	522.92				
O	111.9	95.3	124.5			12.42	14.73	451.80	530.73				
N	112.1	95.5	125.1	3.9	3.7	12.48	14.87	451.05	530.62	.7071	.6509	.7552	.1908
D	114.1	91.0	125.5			12.48	14.98	451.46	521.20				
1988 J	114.2	85.8	126.7			12.64	15.20	454.50	538.35				
F	112.4	83.0	126.1	4.0	4.3	12.66	15.33	456.19	539.01	.7190	.6633	.7698	.1888
M	113.2	79.4	126.4			12.73	15.40	458.74	542.46				
A	113.7	78.7	127.0			12.75	15.04	461.50	544.27				
M	115.2	80.0	127.6	4.6	4.0	12.74	14.62	462.11	539.12	.7224	.6677	.7758	.1918
J	116.2	78.2	128.1			12.82	14.45	464.99	540.48				
J	116.0	74.7	128.7			12.76	14.47	463.86	535.55				
A	114.1	73.1	128.8	4.3	4.8	12.80	14.65	465.64	539.83	.7311	.6739	.7801	.1940
S	114.6	71.2	129.0			13.03	15.09	468.20	553.38				
O	115.2	68.2	129.1			13.11	15.35	468.82	557.37				
N	115.6	66.4	129.8	4.6	4.3	13.08	15.40	469.91	558.20	.7393	.6806	.7963	.1869
D	116.1	68.3	129.9			13.04	15.56	470.23	549.04				
1989 J	117.1	73.6	130.8			13.30	16.08	474.23	564.18				
F	116.2	76.8	130.8	4.5	6.0	13.30	16.22	474.77	566.49	.7519	.6956	.8109	.1923
M	118.1	80.9	131.3			13.37	16.29	477.93	565.99				
A	116.8	84.9	131.3			13.40	15.99	480.85	569.83				
M	115.7	88.2	131.4	5.1	5.7	13.38	15.83	482.19	565.78	.7659	.7069	.8136	.1822
J	115.1	87.4	131.5R			13.41	15.59	489.02	567.69				
J	114.4	87.9	131.4R			13.42	15.64	487.99	562.13				
A	115.2R	84.3R	131.3R	5.9	4.6	13.56	15.80	489.56	569.93	.7735	.7172	.8310R	.1790R
S	113.5R	82.8R	130.9			13.71R	16.21R	495.31R	582.71R				
O	113.3R	84.4	130.6R			13.78	16.34	497.90	587.19				
N	111.6	86.0	130.4										

*Starting in January 1987, data taken from the Survey of Employment, Payroll and Hours are not strictly comparable with those for earlier months because of improvements in sampling methodology. Adjustment factors to calculate growth rates across this statistical break are available from Statistics Canada.

*Les données extraites de l'Enquête sur l'emploi, la rémunération et les heures de travail ne sont plus, depuis janvier 1987, tout à fait comparables à celles des mois précédents, en raison d'améliorations apportées à la méthode d'échantillonnage. Il est possible de se procurer, auprès de Statistique Canada, les facteurs de correction permettant d'obtenir des taux de croissance comparables pour les séries antérieures et postérieures à janvier 1987.

Seasonally adjusted, unless otherwise indicated Données désaisonnalisées, sauf indication contraire

Year and month Année ou mois	Manufacturers' inventories, shipments and orders, millions of dollars (monthly rates or end of period) Stocks, expéditions et carnets de commandes des fabricants, en millions de dollars (Chiffres mensuels ou de fin de période)						Industrial production millions of 1981 dollars Production industrielle en millions de dollars de 1981	Average weekly hours, hourly rated employees, manufacturing (unadjusted) Moyenne hebdomadaire des heures de travail des employés payés à l'heure – Industries manufacturières (données non désaisonnalisées)	Thousands of person-days lost through labour disputes (unadjusted) Milliers de journées-personnes perdues par suite de conflits du travail (données non désaisonnalisées)	Farm cash income, millions of dollars (unadjusted) Revenu en espèces des agriculteurs, en millions de dollars (données non désaisonnalisées)	Annual rates Chiffres annuels				
	Unfilled orders at end of period, durable consumer goods industries Commandes en carnet en fin de période, industries de biens de consommation durables	New orders Nouvelles commandes		Owned inventories at end of period Stocks des fabricants en fin de période	Total shipments Ensemble des expéditions	Ratio inventories/shipments Ratio : Stocks/Expéditions					Total labour income, millions of dollars Revenu total du travail, en millions de dollars	Retail trade (excluding all cars), millions of dollars Commerce de détail (véhicules automobiles exclus), en millions de dollars	New passenger car sales, thousands of units Ventes de voitures particulières, neuves en milliers d'unités		Building permits: industrial and commercial, millions of dollars Permis de construire : immeubles à usage industriel ou commercial, en millions de dollars
		Total Total	Machinery and equipment Machinerie et équipement										Total Total	North American models Voitures nord-américaines	
	D316410	D316029	D316056	D318159	D315674	D318284	I32035	L4677	D1601	D209682†	D5272		D4975	D4971	
1980							86,880		8,976	15,953	169,736	67,890	932	741	6,233
1981	365.4	15,900.8	1,572.7	33,981.4	15,904.3	2.14	88,675		8,879	18,525	196,002	77,251	904	647	6,961
1982	449.2	15,478.4	1,402.3	30,769.9	15,617.4	1.97	79,978		5,795	18,871	209,401	82,764	713	489	4,582
1983	406.7	17,324.2	1,695.0	30,548.3	16,918.2	1.81	85,158		4,444	18,832	219,385	88,544	843	625	3,700
1984	364.2	19,234.8	1,670.6	33,902.9	19,154.0	1.77	95,499		3,872	20,408	236,257	94,674	971	725	5,083
1985	496.5	20,716.0	1,920.6	33,846.1	20,722.7	1.63	100,811		3,181	19,690	254,776	102,765	1,137	795	6,525
1986	465.7	21,228.8	2,084.4	33,690.9	21,111.9	1.60	100,732		7,134	20,445	271,809	110,522	1,095	761	8,051
1987	495.6	22,507.3	2,331.8	35,094.6	22,378.0	1.57	106,421		3,984	21,100	296,002	120,452	1,065	701	9,845
1988	650.1	24,564.6	2,965.5	37,240.7	24,045.7	1.55	112,991		5,046	22,061	322,717	128,083	1,056	725	11,690
1986 D	468.5	21,711.4	1,949.3	34,175.0	21,528.0	1.59	102,003	37.9	391	5,403	280,603	113,665	1,085	689	8,782
1987 J	449.3	21,478.5	2,477.5	34,280.5	21,210.8	1.62	101,984	38.6	256		283,546	113,821	992	662	9,990
F	440.7	21,966.8	2,214.3	34,527.0	21,737.6	1.59	103,217	39.0	154		286,277	116,333	1,051	715	10,004
M	443.5	21,253.0	1,904.5	34,494.6	21,566.4	1.60	103,748	39.0	170	4,801	288,482	116,075	1,088	726	9,023
A	451.8	21,843.8	2,148.5	34,489.2	21,763.9	1.58	104,461	38.9	286		290,289	118,814	1,126	733	12,749
M	447.8	22,050.2	2,312.4	34,595.6	21,866.9	1.58	104,233	38.8	289		293,642	119,369	1,004	644	9,403
J	457.2	21,893.9	2,153.2	34,369.9	22,053.0	1.56	105,274	39.2	655	6,008	296,315	121,198	1,116	760	8,622
J	434.5	22,639.2	2,217.6	34,406.4	22,303.3	1.54	106,570	38.2	417		297,408	120,866	1,027	662	9,134
A	492.1	22,809.0	2,417.3	34,711.8	22,662.7	1.53	107,812	38.5	516		298,765	121,449	1,071	712	9,233
S	557.7	23,103.7	2,500.2	34,780.1	22,876.0	1.52	108,772	38.9	345	4,660	301,374	122,838	1,050	665	9,785
O	520.3	23,233.6	2,428.9	34,978.0	23,313.3	1.50	109,692	39.2	431		304,159	123,250	1,077	697	9,438
N	503.5	24,183.2	2,980.8	35,316.9	23,642.3	1.49	110,504	39.0	216		305,496	124,014	1,090	708	10,726
D	494.7	23,655.1	2,231.6	35,583.1	23,557.6	1.51	110,779	37.8	251	5,631	306,271	124,496	1,042	690	10,033
1988 J	519.6	23,819.7	2,492.6	35,749.4	23,612.9	1.51	110,989	38.9	213		310,525	123,461	1,075	707	11,315
F	515.6	23,600.4	2,647.4	35,973.6	23,395.0	1.54	111,156	38.8	291		313,213	123,254	1,037	700	16,309
M	524.5	26,468.1	5,058.3	36,085.3	23,751.8	1.52	112,138	38.9	270	5,334	316,830	125,554	1,086	751	10,972
A	514.6	23,755.8	2,298.0	36,461.1	23,727.6	1.54	112,294	39.1	172		318,424	124,054	1,041	685	10,156
M	469.5	24,670.0	3,491.5	36,788.9	23,920.0	1.54	113,314	38.7	520		318,723	125,968	1,086	740	14,449
J	477.1	24,334.7	2,712.7	36,703.5	24,208.7	1.52	113,530	38.6	622	5,713	321,193	127,514	997	664	10,501
J	472.2	24,031.1	3,034.7	37,280.5	23,334.8	1.60	113,161	38.2	619		323,528	127,726	1,041	723	10,894
A	561.8	24,571.7	2,970.8	37,463.9	24,292.2	1.54	114,790	38.6	753		326,249	127,948	1,050	714	10,944
S	589.8	24,750.4	2,559.6	37,509.1	24,593.7	1.53	114,445	39.1	800	5,381	328,046	128,860	1,085	732	11,521
O	621.9	24,355.2	2,533.2	37,666.4	24,414.2	1.54	113,492	39.3	501		329,763	130,367	1,032	745	12,510
N	633.6	24,852.5	3,182.5	37,780.4	24,126.6	1.57	112,922	39.2	178		332,736	129,497	1,021	729	10,999
D	647.5	25,027.1	2,534.0	37,758.3	24,582.4	1.54	113,660	38.1	105	5,634	333,374	131,287	1,134	823	11,056
1989 J	620.7	24,705.7	2,783.8	38,041.8	24,481.7	1.55	113,377	38.8	150		336,543	132,003	979	665	18,019
F	685.6	24,763.4	2,737.5	38,168.5	24,695.4	1.55	113,950	39.0	241		340,471	131,727	996	657	17,724
M	697.6	24,929.0	2,934.2	38,482.8	24,543.9	1.57	113,654	38.6	327	5,947	342,776	131,848	977	649	19,686
A	609.0	23,826.1	2,547.1	38,308.5	24,789.7	1.55	114,447	38.8	240		344,075	133,624	1,085	748	13,487
M	544.4	24,562.9	2,530.4	38,453.7	25,028.7	1.54	114,657	38.5	223		345,768	135,308	1,051	725	12,110
J	490.1	24,317.5	2,673.6	38,475.9	24,873.0	1.55	114,250	38.6	308	4,882	352,265	136,071	968	650	15,017
J	430.7	25,153.2R	3,222.2R	38,679.1R	24,646.1R	1.57	113,590R	38.0			350,293	136,163R	947	643	14,034
A	475.7R	24,638.7R	2,765.9R	38,574.0R	24,850.0R	1.55	113,980R	38.4			353,636R	135,823R	975R	648R	19,344R
S	531.2R	24,652.4R	2,414.1R	38,543.5R	25,055.2R	1.54	114,198R	39.0R		5,689	354,000R	136,356R	1,073R	758R	16,006
O	707.3	25,495.9	3,152.4	38,580.8	24,664.2	1.56	112,827	39.1			357,122	136,344	934R	614R	
N													944	633	

*Starting in January 1987, data taken from the Survey of Employment, Payroll and Hours are not strictly comparable with those for earlier months because of improvements in sampling methodology. Adjustment factors to calculate growth rates across this statistical break are available from Statistics Canada.
†New series.

*Les données extraites de l'Enquête sur l'emploi, la rémunération et les heures de travail ne sont plus, depuis janvier 1987, tout à fait comparables à celles des mois précédents, en raison d'améliorations apportées à la méthode d'échantillonnage. Il est possible de se procurer, auprès de Statistique Canada, les facteurs de correction permettant d'obtenir des taux de croissance comparables pour les séries antérieures et postérieures à janvier 1987.

Year, month, week ending / Année, mois ou semaine se terminant à la date indiquée	U.S. dollar / Dollar É.-U. — Canadian dollars per unit / En dollars canadiens par unité — Spot rates / Cours du comptant — High / Haut	Low / Bas	Closing / Clôture	Average noon / Moyenne à midi	Canadian cents per unit / En cents canadiens par unité — 3-month forward spread / Report ou déport (–) à 3 mois — Closing / Clôture	Average noon / Moyenne à midi	Canadian dollar in U.S. funds / Dollar canadien exprimé en dollar É.-U. — Spot rates / Cours du comptant — Closing / Clôture	Average noon / Moyenne à midi	Other currencies, averages of noon spot rates / Autres monnaies, moyenne des cours du comptant à midi — Canadian dollars per unit / En dollars canadiens par unité — British pound / Livre sterling	French franc / Franc français	German mark / Mark allemand	Swiss franc / Franc suisse	Japanese yen / Yen japonais	SDR / DTS — Average of daily rate / Moyenne des cours journaliers — Canadian dollars per unit / En dollars canadiens par unité	Canadian dollar index against G-10 currencies 1981 = 100 / Indice des cours du dollar canadien vis-à-vis des devises du G-10 1981 = 100
	B3415	B3416	B3414	B3400					B3412	B3404	B3405	B3411	B3407		B3418
1978	1.1958	1.0905	1.1858	1.1402	−0.27	0.00	0.8433	0.8770	2.1890	0.2535	0.5691	0.6432	0.005480	1.4182	103.88
1979	1.2019	1.1392	1.1666	1.1715	−0.17	−0.02	0.8572	0.8536	2.4855	0.2754	0.6394	0.7046	0.005375	1.5134	100.52
1980	1.2122	1.1406	1.1938	1.1690	−0.22	−0.27	0.8377	0.8554	2.7196	0.2771	0.6444	0.6986	0.005183	1.5219	100.64
1981	1.2451	1.1756	1.1855	1.1990	0.45	0.46	0.8435	0.8340	2.4287	0.2307	0.5318	0.6122	0.005450	1.4142	100.00
1982	1.3020	1.1840	1.2288	1.2341	0.26	0.45	0.8138	0.8103	2.1579	0.1885	0.5086	0.6091	0.004966	1.3620	99.33
1983	1.2515	1.2183	1.2444	1.2324	−0.07	−0.03	0.8036	0.8114	1.8683	0.1624	0.4834	0.5873	0.005190	1.3173	100.27
1984	1.3358	1.2441	1.3217	1.2948	0.44	0.14	0.7566	0.7723	1.7300	0.1487	0.4564	0.5527	0.005457	1.3275	96.66
1985	1.4070	1.3180	1.3983	1.3652	0.44	0.42	0.7152	0.7325	1.7701	0.1533	0.4677	0.5615	0.005767	1.3875	92.05
1986	1.4465	1.3639	1.3805	1.3894	0.73	0.85	0.7244	0.7197	2.0388	0.2010	0.6425	0.7769	0.008296	1.6304	86.30
1987	1.3797	1.2951	1.2993	1.3260	0.39	0.44	0.7696	0.7541	2.1725	0.2208	0.7384	0.8905	0.009188	1.7142	88.19
1988	1.3008	1.1843	1.1925	1.2309	0.47	0.51	0.8386	0.8124	2.1929	0.2072	0.7028	0.8443	0.009614	1.6551	93.93
1989	1.2115	1.1558	1.1585	1.1842	1.06	0.83	0.8632	0.8445	1.9415	0.1858	0.6304	0.7246	0.008606	1.5118	98.81
1987 D	1.3142	1.2990	1.2993	1.3074	0.39	0.32	0.7696	0.7649	2.3896	0.2360	0.7998	0.9823	0.010185	1.80685	87.87
1988 J	1.3008	1.2746	1.2748	1.2853	0.57	0.48	0.7844	0.7780	2.3136	0.2302	0.7770	0.9540	0.010060	1.77029	89.47
F	1.2775	1.2580	1.2585	1.2679	0.56	0.55	0.7946	0.7887	2.2291	0.2212	0.7473	0.9110	0.009815	1.71873	90.99
M	1.2588	1.2332	1.2349	1.2491	0.55	0.55	0.8098	0.8006	2.2900	0.2196	0.7450	0.9012	0.009829	1.71296	92.07
A	1.2495	1.2275	1.2300	1.2351	0.52	0.53	0.8130	0.8097	2.3199	0.2178	0.7391	0.8935	0.009889	1.70637	92.91
M	1.2470	1.2287	1.2330	1.2369	0.46	0.50	0.8110	0.8085	2.3112	0.2157	0.7300	0.8761	0.009913	1.70202	92.87
J	1.2352	1.2017	1.2135	1.2174	0.45	0.49	0.8241	0.8214	2.1635	0.2055	0.6929	0.8328	0.009556	1.63953	94.89
J	1.2220	1.1943	1.2112	1.2073	0.38	0.41	0.8256	0.8283	2.0578	0.1940	0.6538	0.7868	0.009074	1.57652	96.41
A	1.2406	1.2007	1.2393	1.2243	0.52	0.42	0.8069	0.8168	2.0770	0.1915	0.6485	0.7728	0.009152	1.58155	95.29
S	1.2405	1.2145	1.2168	1.2265	0.55	0.60	0.8218	0.8153	2.0658	0.1932	0.6572	0.7783	0.009133	1.58675	95.10
O	1.2259	1.1960	1.2258	1.2053	0.63	0.54	0.8158	0.8297	2.0958	0.1946	0.6639	0.7845	0.009373	1.59144	96.21
N	1.2379	1.1859	1.1859	1.2174	0.44	0.56	0.8432	0.8214	2.2033	0.2040	0.6969	0.8306	0.009893	1.65113	94.61
D	1.2080	1.1843	1.1925	1.1960	0.47	0.47	0.8386	0.8361	2.1852	0.1995	0.6815	0.8090	0.009685	1.62233	96.30
1989 J	1.2037	1.1806	1.1835	1.1914	0.55	0.53	0.8450	0.8393	2.1130	0.1905	0.6489	0.7626	0.009355	1.57959	97.26
F	1.2035	1.1785	1.1985	1.1890	0.54	0.56	0.8344	0.8410	2.0857	0.1888	0.6428	0.7558	0.009317	1.56496	97.56
M	1.2019	1.1870	1.1925	1.1953	0.59	0.56	0.8386	0.8366	2.0477	0.1889	0.6399	0.7427	0.009162	1.55988	97.33
A	1.1980	1.1820	1.1848	1.1886	0.74	0.65	0.8440	0.8413	2.0218	0.1880	0.6359	0.7219	0.009004	1.54486	97.98
M	1.2115	1.1803	1.2071	1.1927	0.85	0.76	0.8284	0.8384	1.9444	0.1813	0.6133	0.6909	0.008656	1.51094	98.33
J	1.2080	1.1890	1.1969	1.1984	0.84	0.87	0.8355	0.8344	1.8615	0.1785	0.6058	0.7020	0.008328	1.48674	98.40
J	1.1938	1.1802	1.1808	1.1888	1.04	0.95	0.8469	0.8412	1.9349	0.1855	0.6291	0.7305	0.008468	1.51328	98.56
A	1.1831	1.1698	1.1787	1.1754	0.95	0.98	0.8484	0.8508	1.8738	0.1806	0.6099	0.7077	0.008315	1.48326	99.93
S	1.1900	1.1720	1.1771	1.1827	0.90	0.96	0.8495	0.8455	1.8589	0.1797	0.6068	0.7016	0.008156	1.47538	99.60
O	1.1786	1.1699	1.1735	1.1748	1.02	0.99	0.8522	0.8512	1.8651	0.1855	0.6297	0.7204	0.008263	1.49493	99.84
N	1.1760	1.1632	1.1642	1.1696	1.09	1.08	0.8590	0.8550	1.8386	0.1882	0.6401	0.7233	0.008149	1.49426	100.25
D	1.1675	1.1558	1.1585	1.1612	1.06	1.05	0.8632	0.8612	1.8525	0.1954	0.6677	0.7402	0.008079	1.51079	100.63
1989 O 4	1.1810	1.1738	1.1753	1.1774	0.90	0.91	0.8508	0.8493	1.8959	0.1848	0.6268	0.7231	0.008389	1.50129	99.52
11	1.1786	1.1720	1.1748	1.1751	0.98	0.95	0.8512	0.8510	1.8553	0.1828	0.6193	0.7106	0.008193	1.48494	100.00
18	1.1773	1.1729	1.1734	1.1751	1.03	1.03	0.8522	0.8510	1.8474	0.1847	0.6271	0.7150	0.008249	1.49005	99.90
25	1.1763	1.1699	1.1754	1.1734	1.03	1.02	0.8508	0.8522	1.8757	0.1869	0.6349	0.7245	0.008266	1.50018	99.86
N 1	1.1772	1.1732	1.1739	1.1746	1.03	1.04	0.8519	0.8514	1.8618	0.1884	0.6396	0.7301	0.008255	1.50035	99.76
8	1.1743	1.1692	1.1697	1.1712	1.08	1.05	0.8549	0.8538	1.8468	0.1870	0.6341	0.7228	0.008168	1.49244	100.16
15	1.1740	1.1665	1.1708	1.1701	1.10	1.09	0.8541	0.8546	1.8509	0.1865	0.6327	0.7187	0.008161	1.49148	100.25
22	1.1715	1.1683	1.1686	1.1701	1.12	1.10	0.8557	0.8546	1.8342	0.1880	0.6400	0.7206	0.008125	1.49274	100.25
29	1.1690	1.1651	1.1654	1.1672	1.08	1.12	0.8581	0.8568	1.8239	0.1905	0.6498	0.7277	0.008134	1.49849	100.37
D 6	1.1675	1.1602	1.1610	1.1634	1.07	1.07	0.8613	0.8595	1.8255	0.1917	0.6546	0.7307	0.008111	1.49875	100.61
13	1.1652	1.1587	1.1598	1.1619	1.03	1.04	0.8622	0.8607	1.8457	0.1935	0.6616	0.7320	0.008058	1.50531	100.66
20	1.1637	1.1596	1.1609	1.1612	1.06	1.04	0.8614	0.8612	1.8598	0.1962	0.6703	0.7460	0.008063	1.51293	100.61
27	1.1606	1.1573	1.1573	1.1595	1.03	1.05	0.8641	0.8624	1.8781	0.1987	0.6791	0.7494	0.008114	1.52202	100.58

End of period / En fin de période	Millions of U.S. dollars, unless otherwise specified / En millions de dollars É.-U., sauf indication contraire: Convertible foreign currencies / Monnaies étrangères convertibles: U.S. dollars / Dollars É.-U.	Other / Autres monnaies	Gold / Or	Special Drawing Rights / Droits de tirage spéciaux	Reserve position in the IMF / Position de réserve au FMI	Total / Total	Total in millions of SDRs / Total, en millions de DTS	Millions of SDRs / En millions de DTS: Canada's position in the International Monetary Fund / Position du Canada au Fonds monétaire international: in the Special Drawing Account / au compte de tirage spécial: Cumulative allocation of SDRs / Allocations de DTS (chiffres cumulatifs)	Transactions in SDRs / Opérations sur DTS	Total holdings of SDRs / Avoirs en DTS	in the General Account / au compte général: Canada's quota / Quote-part du Canada	IMF holdings of Canadian dollars / Avoirs du FMI en dollars canadiens	Notes held on outstanding loans to the IMF / Encours des billets représentatifs de créances sur le FMI	Reserve position in the IMF / Position de réserve au FMI
	B3801	B3802	B3803	B3804	B3805	B3800								
1978	2,459.5	18.4	1,009.1	522.4	556.8	4,566.2	3,504.9	358.6	42.4	401.0	1,357.0	1,058.5	128.9	427.4
1979	1,863.9	23.9	1,022.6	585.9	390.6	3,886.9	2,950.6	499.7	−54.9	444.8	1,357.0	1,086.2	25.7	296.5
1980	2,037.6	23.1	936.6	453.2	579.0	4,029.6	3,159.5	640.9	−285.5	355.4	2,035.5	1,594.2	12.7	454.0
1981	2,865.3	95.8	833.7	174.0	402.4	4,371.1	3,755.4	779.3	−629.8	149.5	2,035.5	1,702.5	12.7	345.6
1982	2,454.9	120.1	782.3	70.8	365.0	3,793.2	3,438.6	779.3	−715.1	64.2	2,035.5	1,717.3	12.7	330.9
1983	2,373.8	368.2	739.1	21.0	703.3	4,205.4	4,016.8	779.3	−759.2	20.1	2,941.0	2,392.9	123.6	671.8
1984	1,692.1	48.6	690.8	72.2	678.4	3,182.1	3,246.4	779.3	−705.6	73.7	2,941.0	2,413.1	164.2	692.1
1985	1,523.9	50.1	773.0	217.9	710.8	3,275.6	2,982.1	779.3	−580.9	198.4	2,941.0	2,454.8	160.9	647.1
1986	2,274.1	43.4	844.5	247.4	686.3	4,095.6	3,348.3	779.3	−577.1	202.2	2,941.0	2,534.6	154.7	561.1
1987	6,163.3	54.5	919.5	405.2	660.6	8,203.2	5,782.4	779.3	−493.7	285.6	2,941.0	2,595.7	120.4	465.7
1988	12,608.3	908.3	807.2	1,369.2	504.7	16,197.6	12,036.5	779.3	238.1	1,017.4	2,941.0	2,595.6	29.7	375.0
1989	11,489.3	2,660.9	740.6	1,377.4	527.7	16,795.8	12,780.7	779.3	268.8	1,048.1	2,941.0	2,539.4		401.6
1986 D	2,274.1	43.4	844.5	247.4	686.3	4,095.6	3,348.3	779.3	−577.1	202.2	2,941.0	2,534.6	154.7	561.1
1987 J	4,194.8	80.6	868.9	215.3	711.2	6,070.8	4,789.3	779.3	−506.4	272.9	2,941.0	2,534.6	154.7	561.1
F	4,466.9	319.9	864.1	188.6	705.7	6,545.2	5,177.4	779.3	−630.1	149.2	2,941.0	2,532.6	149.9	558.3
M	5,979.2	37.1	874.0	191.8	689.7	7,771.9	6,045.2	779.3	−630.1	149.2	2,941.0	2,554.4	149.9	536.5
A	4,344.4	51.7	876.3	202.2	696.7	6,171.3	4,724.4	779.3	−624.5	154.8	2,941.0	2,554.4	146.7	533.4
M	3,729.2	43.1	853.0	404.5	689.0	5,718.7	4,444.9	779.3	−464.9	314.4	2,941.0	2,546.0	140.5	535.5
J	4,353.7	46.7	843.9	444.8	647.1	6,336.2	4,957.8	779.3	−431.3	348.0	2,941.0	2,575.2	140.5	506.3
J	4,354.0	48.0	835.9	542.4	634.1	6,414.4	5,061.8	779.3	−351.3	428.0	2,941.0	2,575.2	134.6	500.4
A	5,078.3	116.0	848.4	546.8	646.4	7,235.9	5,595.7	779.3	−365.5	422.8	2,941.0	2,570.9	129.7	499.9
S	5,478.9	94.3	837.3	521.4	605.3	7,537.2	5,890.1	779.3	−371.8	407.5	2,941.0	2,597.7	129.8	473.0
O	5,729.9	186.2	861.2	538.3	620.8	7,936.4	6,007.5	779.3	−371.8	407.5	2,941.0	2,597.7	126.6	469.9
N	5,799.3	45.5	893.2	528.9	639.7	7,906.6	5,755.3	779.3	−394.3	385.0	2,941.0	2,595.7	120.4	465.7
D	6,163.3	54.5	919.5	405.2	660.6	8,203.2	5,782.4	779.3	−493.7	285.6	2,941.0	2,595.7	120.4	465.7
1988 J	7,200.5	241.6	884.1	578.8	628.2	9,533.2	6,976.8	779.3	−355.7	423.6	2,941.0	2,595.7	114.4	459.7
F	7,861.2	469.9	880.3	675.9	580.0	10,467.3	7,690.8	779.3	−282.7	496.6	2,941.0	2,624.5	109.6	426.1
M	9,839.6	491.8	893.3	766.7	591.2	12,582.6	9,069.9	779.3	−226.6	552.7	2,941.0	2,624.5	109.6	426.1
A	10,776.1	598.0	885.3	790.9	596.6	13,646.9	9,859.2	779.3	−207.9	571.4	2,941.0	2,616.5	106.5	431.0
M	10,541.5	613.0	866.3	835.4	545.6	13,401.8	9,819.4	779.3	−167.2	612.1	2,941.0	2,616.5	75.3	399.8
J	13,410.5	662.5	828.5	802.2	540.4	16,244.2	12,394.4	779.3	−167.2	612.1	2,941.0	2,603.9	75.3	412.4
J	12,663.9	581.0	819.6	801.3	526.9	15,392.8	11,872.7	779.3	−161.3	618.0	2,941.0	2,603.9	69.3	406.4
A	11,037.5	724.0	813.8	818.5	492.1	13,885.9	10,779.5	779.3	−143.5	635.8	2,941.0	2,604.3	45.3	382.0
S	11,858.4	744.3	815.2	819.9	492.2	14,729.9	11,415.1	779.3	−143.9	635.4	2,941.0	2,604.9	45.3	381.4
O	13,296.6	733.4	836.7	859.4	492.3	16,218.4	12,050.1	779.3	−140.8	638.5	2,941.0	2,604.9	29.7	365.8
N	12,948.0	404.2	831.3	1,390.2	512.4	16,086.1	11,772.9	779.3	238.1	1,017.4	2,941.0	2,595.6	29.7	375.0
D	12,608.3	908.3	807.2	1,369.2	504.7	16,197.6	12,036.5	779.3	238.1	1,017.4	2,941.0	2,595.6	29.7	375.0
1989 J	12,450.7	1,578.2	780.9	1,341.6	452.7	16,604.1	12,665.9	779.3	244.1	1,023.4	2,941.0	2,595.6		345.4
F	11,785.3	1,779.0	786.4	1,358.1	462.7	16,171.5	12,237.2	779.3	248.4	1,027.7	2,941.0	2,590.9		350.1
M	11,902.6	1,740.3	770.0	1,328.5	452.6	16,194.0	12,527.1	779.3	248.4	1,027.7	2,941.0	2,590.9		350.1
A	11,864.2	1,717.2	770.8	1,331.5	453.8	16,137.6	12,455.1	779.3	248.4	1,027.7	2,941.0	2,590.7		350.3
M	10,882.3	2,166.6	739.4	1,283.9	435.6	15,507.8	12,469.9	779.3	253.1	1,032.4	2,941.0	2,590.7		350.3
J	10,769.2	2,623.9	733.6	1,286.8	462.2	15,875.7	12,737.4	779.3	253.1	1,032.4	2,941.0	2,570.2		370.8
J	10,837.3	2,773.0	753.2	1,331.1	477.5	16,172.2	12,561.0	779.3	254.6	1,033.9	2,941.0	2,570.2		370.8
A	11,521.0	2,666.7	729.2	1,297.4	462.3	16,676.6	13,378.5	779.3	261.5	1,040.8	2,941.0	2,570.2		370.8
S	10,826.6	3,063.7	748.7	1,332.0	471.2	16,442.3	12,847.5	779.3	261.5	1,040.8	2,941.0	2,572.8		368.2
O	10,753.9	3,112.5	741.5	1,330.0	470.5	16,408.3	12,840.9	779.3	261.5	1,040.8	2,941.0	2,572.8		368.2
N	11,068.1	2,607.1	736.2	1,349.6	513.4	16,274.5	12,638.3	779.3	268.8	1,048.1	2,941.0	2,542.3		398.7
D	11,489.3	2,660.9	740.6	1,377.4	527.7	16,795.8	12,780.7	779.3	268.8	1,048.1	2,941.0	2,539.4		401.6

Millions of dollars En millions de dollars

Year and quarter Année ou trimestre	Current account Balance courante: Merchandise trade Biens	Services Services	Investment income Revenus de placements	Transfers Transferts	Current account balance Solde de la balance courante	Capital account Balance des capitaux: Bank related, money market and outstanding bond transactions Transactions concernant les banques, le marché monétaire et les obligations en circulation	Other non-official capital movements Autres mouvements de capitaux non officiels	Net official financing Financement officiel en termes nets	Net capital movements Solde	Statistical discrepancy Écart statistique	Balance on current account by area Répartition géographique du solde de la balance courante: United States États-Unis	United Kingdom Royaume-Uni	Other EEC Autres pays de la CEE	Japan Japon	All other countries Tous autres pays
	D71003	D71005	D71006	D71007	D71002				D71045	D71063	D71102	D71202	D71302	D71402	
1964	696	−341	−909	−7	−416				311	105	−1,642	614			
1965	143	−394	−992	6	−1,098				1,369	−271	−1,916	508			
1966	266	−413	−1,119	29	−1,109				1,344	−235	−1,971	427			
1967	563	25	−1,240	49	−491				1,000	−509	−1,345	510			
1968	1,474	−530	−1,220	158	−86				881	−795	−747	426			
1969	911	−771	−1,206	110	−956				1,136	−180	−900	263			
1970	2,951	−702	−1,349	134	1,033	−273	1,086	−1,530	−717	−316	−289	730			
1971	2,468	−827	−1,507	236	370	677	1,020	−778	919	−1,289	−196	446			
1972	1,951	−993	−1,460	219	−283	856	1,209	−218	1,847	−1,565	−49	273			
1973	2,923	−1,179	−1,730	298	312	−413	484	467	538	−850	−661	521	−148	870	−270
1974	1,835	−1,394	−2,237	497	−1,299	967	1,389	−25	2,331	−1,032	−1,402	716	−59	855	−1,409
1975	−345	−2,063	−2,537	314	−4,631	1,592	3,961	404	5,957	−1,326	−4,707	659	21	1,046	−1,650
1976	1,559	−2,586	−3,536	467	−4,096	1,194	7,204	−522	7,876	−3,779	−4,250	610	249	899	−1,604
1977	2,972	−3,041	−4,571	318	−4,322	2,073	3,052	1,421	6,546	−2,225	−4,048	276	−355	758	−953
1978	4,312	−3,212	−5,949	−54	−4,903	2,123	108	5,818	8,049	−3,146	−4,278	158	−952	849	−680
1979	4,424	−2,627	−7,154	494	−4,864	7,959	−514	−73	7,372	−2,507	−7,592	560	139	1,919	110
1980	8,778	−3,131	−7,826	1,048	−1,130	2,659	−1,849	1,496	2,306	−1,176	−7,860	1,614	2,017	1,552	1,547
1981	7,292	−3,414	−11,337	1,328	−6,131	16,644	−1,195	−862	14,587	−8,457	−7,855	910	227	246	341
1982	17,654	−3,601	−12,670	1,440	2,824	−7,076	5,011	1,352	−713	−2,111	−1,654	380	−186	981	3,303
1983	17,457	−3,846	−11,601	1,056	3,066	3,085	574	−1,033	2,626	−5,692	2,564	−108	−1,457	250	1,817
1984	19,838	−4,434	−13,487	778	2,695	1,497	357	1,888	3,742	−6,437	6,700	−617	−3,879	−187	678
1985	16,392	−4,861	−14,332	810	−1,991	4,634	−269	3,844	8,209	−6,218	8,293	−2,217	−5,388	−1,681	−998
1986	9,786	−5,298	−16,549	1,482	−10,578	2,170	10,434	1,141	13,745	−3,166	4,653	−2,220	−6,502	−3,887	−2,622
1987	11,353	−6,270	−16,520	2,076	−9,360	11,075	6,665	−5,391	12,349	−2,990	5,793	−3,039	−5,128	−4,077	−2,909
1988	9,808	−5,983	−18,412	4,270	−10,316	26,266	−2,439	−11,683	12,144	−1,828	−557	−2,711	−4,108	−3,221	+281
1984 III	4,834	−138	−2,868	414	2,243	2,482	−860	−742	880	−3,123	2,901	−192	−1,067	−109	710
IV	6,424	−1,058	−3,813	156	1,709	652	−477	−327	−152	−1,558	2,321	−147	−890	69	356
1985 I	4,947	−2,086	−4,011	144	−1,006	2,356	−1,242	1,505	2,619	−1,613	1,005	−28	−864	−264	−855
II	4,080	−1,231	−2,939	197	108	−679	905	129	355	−464	2,426	−579	−1,509	−383	153
III	2,495	−180	−3,375	249	−810	2,298	−1,296	63	1,065	−255	2,400	−811	−1,561	−390	−448
IV	4,869	−1,364	−4,008	220	−284	659	1,364	2,147	4,170	−3,886	2,462	−800	−1,454	−645	153
1986 I	2,442	−2,360	−4,524	356	−4,086	−3,261	4,450	3,057	4,246	−160	251	−699	−1,613	−837	−1,188
II	2,066	−1,248	−3,738	237	−2,683	2,226	508	−1,369	1,365	1,318	800	−460	−1,588	−930	−505
III	1,637	61	−3,125	240	−1,187	−282	3,764	−210	3,272	−2,085	2,770	−639	−1,697	−885	−736
IV	3,641	−1,750	−5,162	650	−2,622	3,487	1,712	−337	4,862	−2,240	832	−421	−1,605	−1,234	−194
1987 I	2,916	−2,547	−3,864	125	−3,370	4,301	3,968	−5,215	3,054	316	1,282	−496	−1,412	−1,299	−1,445
II	2,611	−1,637	−3,971	652	−2,345	−2,173	1,301	2,423	1,551	794	1,040	−872	−1,187	−1,165	−161
III	2,596	−289	−4,009	812	−890	1,774	2,617	−1,689	2,702	−1,812	3,110	−861	−1,618	−696	−825
IV	3,230	−1,796	−4,676	487	−2,755	7,173	−1,220	−910	5,043	−2,288	361	−810	−911	−917	−478
1988 I	867	−2,379	−3,877	588	−4,801	9,046	−903	−5,807	2,336	2,465	−345	−780	−1,454	−1,120	−1,102
II	3,185	−1,618	−4,028	1,179	−1,282	6,719	−1,020	−4,811	888	394	93	−691	−628	−865	809
III	2,366	−332	−3,973	1,502	−436	4,710	−691	694	4,713	−4,276	1,804	−666	−1,443	−433	302
IV	3,391	−1,654	−6,534	1,000	−3,797	5,791	175	−1,759	4,207	−410	−2,109	−574	−584	−803	273
1989 I	1,688	−2,894	−6,142	1,086	−6,262	3,420	2,897	−624	5,693	569	−2,089				−4,173
II	459	−2,058	−5,192	1,192	−5,599	6,719	−739	−85	5,895	−296	−1,526				−4,073
III	881	−577	−4,937	2,119	−2,514	2,652	−648	−1,136	868	1,646	233				−2,747

Canadian balance of international payments: Current account
Balance canadienne des paiements : Balance courante

Millions of dollars, seasonally adjusted at annual rates **En millions de dollars, données désaisonnalisées, chiffres annuels**

Year and quarter **Année ou trimestre**	Merchandise trade **Balance commerciale**			Non-merchandise transactions **Balance des invisibles**												
				Services **Services**									Investment income **Revenus de placements**			
				Receipts **Recettes**				Payments **Paiements**				Balance **Solde**	Receipts **Recettes**			
	Exports **Exportations**	Imports **Importations**	Balance **Solde**	Travel **Voyages**	Freight and shipping **Transport de marchandises**	Other **Autres**	Total **Total**	Travel **Voyages**	Freight and shipping **Transport de marchandises**	Other **Autres**	Total **Total**		Interest **Intérêts**	Dividends **Dividendes**	Miscellaneous **Divers**	Total **Total**
	D72009	D72027	D72003	D72012	D72013	D72014	D72011	D72030	D72031	D72032	D72029	D72005	D72019	D72020	D72021	D72018
1964	8,232	7,537	696	662	643	383	1,688	712	679	638	2,029	−341	84	248	111	443
1965	8,743	8,600	143	747	670	423	1,839	796	761	675	2,233	−394	94	250	149	493
1966	10,325	10,059	266	840	758	514	2,112	900	823	802	2,525	−413	111	229	175	515
1967	11,288	10,725	563	1,318	831	612	2,761	895	861	979	2,736	25	102	213	178	493
1968	13,670	12,196	1,474	953	888	619	2,460	982	931	1,077	2,990	−530	103	276	242	621
1969	14,982	14,071	911	1,047	935	880	2,862	1,261	995	1,377	3,633	−771	161	321	411	893
1970	16,820	13,869	2,951	1,206	1,126	926	3,258	1,422	1,106	1,433	3,960	−702	243	316	489	1,049
1971	17,783	15,314	2,468	1,246	1,184	959	3,389	1,448	1,195	1,573	4,216	−827	252	338	402	992
1972	20,223	18,272	1,951	1,230	1,240	1,043	3,514	1,464	1,315	1,728	4,507	−993	257	446	322	1,025
1973	25,649	22,726	2,923	1,446	1,494	1,178	4,118	1,742	1,560	1,995	5,297	−1,179	291	541	403	1,235
1974	32,738	30,904	1,835	1,694	1,812	1,561	5,068	1,978	2,036	2,447	6,461	−1,394	347	586	511	1,444
1975	33,616	33,961	−345	1,815	1,714	1,810	5,339	2,542	2,147	2,713	7,402	−2,063	328	650	755	1,733
1976	38,167	36,608	1,559	1,930	2,082	2,073	6,085	3,121	2,232	3,318	8,671	−2,586	303	569	807	1,679
1977	44,495	41,523	2,972	2,025	2,371	2,292	6,687	3,666	2,397	3,665	9,728	−3,041	268	683	855	1,806
1978	53,360	49,048	4,312	2,378	2,714	2,700	7,792	4,084	2,583	4,338	11,005	−3,212	234	1,055	1,065	2,353
1979	65,581	61,158	4,424	2,887	3,463	3,143	9,493	3,955	3,159	5,006	12,120	−2,627	249	1,162	1,237	2,648
1980	76,681	67,904	8,778	3,349	3,960	3,588	10,898	4,577	3,447	6,004	14,028	−3,131	363	1,320	1,956	3,640
1981	84,432	77,140	7,292	3,760	4,293	4,395	12,447	4,876	3,853	7,132	15,861	−3,414	379	1,551	2,063	3,993
1982	84,393	66,739	17,654	3,724	4,142	4,392	12,258	5,008	3,382	7,468	15,858	−3,601	418	1,475	3,586	5,479
1983	90,556	73,098	17,457	3,841	4,102	4,946	12,889	6,045	3,258	7,431	16,735	−3,846	482	1,786	3,328	5,596
1984	111,330	91,493	19,838	4,416	4,744	5,545	14,705	6,542	4,293	8,304	19,139	−4,434	572	2,163	3,628	6,362
1985	119,062	102,669	16,392	5,006	4,604	6,248	15,857	7,110	4,396	9,213	20,718	−4,861	627	2,998	3,948	7,573
1986	119,865	110,079	9,786	6,333	4,471	6,812	17,616	7,499	4,487	10,928	22,914	−5,298	556	3,017	3,619	7,192
1987	126,120	114,767	11,353	6,299	4,740	7,277	18,316	8,828	4,817	10,941	24,586	−6,270	839	2,871	3,350	7,061
1988	137,294	127,486	9,808	6,894	5,065	8,023	19,982	9,631	4,614	11,719	25,964	−5,983	1,489	5,766	3,613	10,867
1984 III	115,988	94,344	21,648	4,464	4,816	5,516	14,796	6,496	4,180	8,488	19,164	−4,368	592	3,320	3,920	7,828
IV	115,028	92,760	22,264	4,420	4,856	5,720	14,996	6,720	4,200	8,296	19,216	−4,220	628	2,376	3,760	6,760
1985 I	116,164	95,920	20,244	4,656	4,764	6,048	15,472	6,852	4,452	8,888	20,192	−4,720	660	2,708	4,092	7,460
II	119,484	102,916	16,568	4,884	4,664	6,092	15,640	7,032	4,448	8,908	20,388	−4,752	660	4,392	4,004	9,052
III	118,148	105,144	13,004	5,028	4,576	6,284	15,888	7,344	4,284	9,120	20,744	−4,856	628	2,676	3,860	7,164
IV	122,448	106,700	15,752	5,456	4,408	6,568	16,432	7,212	4,400	9,936	21,548	−5,116	560	2,220	3,836	6,616
1986 I	120,464	111,652	8,812	5,744	4,508	6,572	16,824	7,464	4,084	10,520	22,068	−5,244	556	2,468	3,820	6,848
II	117,752	107,488	10,260	6,344	4,588	6,836	17,768	7,332	4,484	10,704	22,520	−4,752	564	2,200	3,600	6,360
III	119,772	110,392	9,380	7,280	4,528	6,948	18,756	7,344	4,880	11,172	23,396	−4,640	488	4,728	3,648	8,864
IV	121,476	110,784	10,692	5,968	4,260	6,892	17,116	7,852	4,500	11,316	23,672	−6,556	616	2,672	3,404	6,692
1987 I	123,176	110,692	12,488	6,052	4,680	7,004	17,736	8,632	4,776	10,168	23,576	−5,840	672	2,268	3,460	6,400
II	122,744	111,240	11,504	6,376	4,556	7,176	18,104	8,644	4,648	11,112	24,408	−6,300	784	2,932	3,352	7,068
III	125,948	113,688	12,260	6,380	4,768	7,444	18,592	8,812	4,724	11,172	24,708	−6,116	876	2,036	3,260	6,172
IV	132,608	123,448	9,160	6,388	4,960	7,484	18,832	9,224	5,120	11,308	25,652	−6,820	1,028	4,244	3,332	8,604
1988 I	134,988	126,724	8,264	7,004	5,132	8,332	20,468	9,080	4,860	11,384	25,320	−4,852	1,180	8,524	3,308	13,012
II	138,736	126,652	12,088	6,636	5,044	7,800	19,480	9,528	4,564	11,688	25,780	−6,300	1,412	4,444	3,444	9,300
III	137,220	125,948	11,268	6,692	4,896	7,972	19,564	9,756	4,568	11,824	26,148	−6,588	1,636	4,516	3,384	9,540
IV	138,232	130,620	7,616	7,240	5,188	7,988	20,416	10,160	4,464	11,984	26,608	−6,192	1,728	5,576	4,312	11,616
1989 I	142,328	133,092	9,236	7,268	4,984	7,748	20,000	10,160	4,564	12,024	26,752	−6,752	1,812	2,268	3,860	7,940
II	140,496	136,368	4,128	7,068	4,880	7,940	19,884	10,656	4,912	12,092	27,660	−7,776	1,700	2,204	3,676	7,580
III	136,988	132,232	4,756	6,900	4,964	8,176	20,040	10,744	4,608	12,168	27,520	−7,484	1,848	2,312	3,148	7,308

Non-merchandise transactions **Balance des invisibles**																	Current account balance **Solde de la balance courante**	Year and quarter **Année ou trimestre**
Investment income **Revenus de placements**					Transfers **Transferts**											Balance on non-merchandise trade **Solde de la balance des invisibles**		
Payments **Paiements**				Balance **Solde**	Receipts **Recettes**				Payments **Paiements**					Balance **Solde**				
Interests **Intérêts**	Dividends **Dividendes**	Miscellaneous **Divers**	Total **Total**		Inheritances and immigrants funds **Successions et capitaux des immigrants**	Personal and institutional remittances **Versements des particuliers et des institutions**	Canadian withholding tax **Impôt canadien retenu à la source**	Total **Total**	Inheritances and emigrants funds **Successions et capitaux des émigrants**	Personal and institutional remittances **Versements des particuliers et des institutions**	Foreign withholding tax **Impôt étranger retenu à la source**	Official contributions **Contributions officielles**	Total **Total**					
D72037	D72038	D72039	D72036	D72006	D72023	D72024	D72025	D72022	D72041	D72042	D72043	D72044	D72040	D72007	D72004	D72002		
357	747	247	1,351	−909	169	89	140	397	201	135		69	405	−7	−1,112	−416	1964	
412	789	284	1,485	−992	216	98	167	480	211	143	27	93	474	6	−1,241	−1,098	1965	
463	803	368	1,634	−1,119	268	98	204	570	198	149	28	166	541	29	−1,375	−1,109	1966	
509	826	398	1,733	−1,240	329	109	218	656	213	183	29	182	607	49	−1,054	−491	1967	
586	792	463	1,841	−1,220	370	110	209	689	209	158	30	133	530	158	−1,559	−86	1968	
691	801	607	2,099	−1,206	366	109	234	708	204	215	35	144	598	110	−1,867	−956	1969	
790	896	711	2,398	−1,349	389	122	269	781	199	211	36	201	647	134	−1,918	1,033	1970	
834	1,040	624	2,498	−1,507	432	171	278	881	185	220	39	201	645	236	−2,098	370	1971	
923	972	590	2,485	−1,460	443	182	287	912	162	256	47	227	693	219	−2,234	−283	1972	
1,040	1,222	703	2,965	−1,730	521	217	322	1,060	171	290	47	253	761	298	−2,611	312	1973	
1,098	1,583	1,001	3,682	−2,237	701	229	430	1,360	162	309	59	332	863	497	−3,134	−1,299	1974	
1,371	1,785	1,114	4,270	−2,537	665	258	465	1,388	170	325	65	513	1,074	314	−4,286	−4,631	1975	
2,270	1,643	1,302	5,215	−3,536	727	279	504	1,509	181	343	62	455	1,042	467	−5,655	−4,096	1976	
2,979	2,040	1,359	6,377	−4,571	690	331	534	1,555	235	364	96	543	1,238	318	−7,294	−4,322	1977	
3,668	2,818	1,816	8,302	−5,949	616	394	582	1,593	252	380	104	910	1,647	−54	−9,215	−4,903	1978	
4,151	2,893	2,759	9,803	−7,154	799	450	754	2,003	255	437	172	645	1,509	494	−9,288	−4,864	1979	
4,468	3,098	3,900	11,465	−7,826	1,161	519	995	2,675	317	478	152	680	1,627	1,048	−9,908	−1,130	1980	
5,455	3,562	6,313	15,329	−11,337	1,404	545	1,110	3,059	309	519	184	718	1,731	1,328	−13,423	−6,131	1981	
7,823	3,547	6,778	18,148	−12,670	1,649	600	1,178	3,427	346	584	177	880	1,987	1,440	−14,831	2,824	1982	
8,842	2,510	5,846	17,197	−11,601	1,550	610	1,043	3,203	350	637	178	982	2,147	1,056	−14,391	3,066	1983	
9,915	3,865	6,069	19,849	−13,487	1,636	629	1,100	3,365	346	681	215	1,345	2,586	778	−17,143	2,695	1984	
11,422	4,625	5,858	21,906	−14,332	1,777	682	1,069	3,527	361	755	204	1,397	2,717	810	−18,383	−1,991	1985	
12,916	5,718	5,107	23,741	−16,549	1,957	777	1,675	4,409	375	792	235	1,525	2,927	1,482	−20,364	−10,578	1986	
13,744	4,482	5,354	23,580	−16,520	3,394	821	1,214	5,429	388	843	248	1,874	3,353	2,076	−20,713	−9,360	1987	
14,117	8,283	6,878	29,279	−18,412	5,422	843	1,670	7,935	402	898	260	2,105	3,665	4,270	−20,124	−10,316	1988	
10,088	3,960	6,336	20,380	−12,556	1,780	620	1,308	3,708	348	668	216	1,188	2,420	1,284	−15,636	6,008	1984	III
10,376	4,924	5,676	20,976	−14,216	1,548	648	1,116	3,308	352	724	224	1,424	2,724	588	−17,848	4,416		IV
10,832	5,552	6,004	22,388	−14,928	1,812	676	1,196	3,684	356	748	200	1,456	2,760	924	−18,724	1,520	1985	I
11,204	4,752	5,860	21,816	−12,764	1,636	684	1,084	3,408	364	752	204	1,228	2,548	856	−16,656	−92		II
11,616	4,392	5,984	21,988	−14,824	1,720	688	1,040	3,448	360	756	208	1,524	2,848	600	−19,084	−6,080		III
12,036	3,800	5,592	21,428	−14,812	1,936	676	956	3,572	364	764	208	1,380	2,712	860	−19,068	−3,316		IV
12,392	6,256	5,444	24,092	−17,248	1,812	776	1,656	4,244	368	788	228	1,192	2,580	1,664	−20,828	−12,016	1986	I
12,872	5,212	4,868	22,952	−16,588	1,932	776	1,224	3,932	376	788	240	1,524	2,928	1,000	−20,340	−10,080		II
13,108	5,036	4,984	23,132	−14,268	1,792	776	1,180	3,752	376	792	236	1,692	3,096	656	−18,252	−8,868		III
13,292	6,368	5,128	24,788	−18,096	2,292	780	2,640	5,712	376	796	236	1,692	3,104	2,608	−22,040	−11,348		IV
13,476	3,180	4,348	21,004	−14,604	2,644	820	824	4,292	384	836	240	1,788	3,248	1,044	−19,400	−6,916	1987	I
13,896	4,360	5,736	23,992	−16,924	3,368	820	1,504	5,688	388	836	240	1,664	3,132	2,560	−20,668	−9,160		II
13,740	5,312	5,140	24,192	−18,020	3,688	824	1,140	5,648	392	848	256	1,800	3,296	2,352	−21,784	−9,520		III
13,868	5,080	6,192	25,136	−16,532	3,880	820	1,392	6,088	392	848	256	2,240	3,736	2,352	−21,000	−11,840		IV
13,812	6,712	6,324	26,848	−13,836	4,768	840	1,584	7,188	396	896	260	2,300	3,848	3,340	−15,352	−7,088	1988	I
13,928	7,576	6,792	28,296	−18,996	5,436	848	1,608	7,888	400	892	260	1,728	3,280	4,608	−20,688	−8,600		II
14,212	7,284	7,300	28,796	−19,260	5,784	848	1,764	8,392	408	900	260	2,248	3,816	4,576	−21,268	−10,000		III
14,516	11,560	7,096	33,172	−21,556	5,704	840	1,728	8,268	404	904	260	2,144	3,716	4,556	−23,192	−15,676		IV
14,724	7,488	8,820	31,032	−23,092	6,892	880	1,936	9,704	412	948	276	2,420	4,052	5,656	−24,192	−14,956	1989	I
14,924	6,288	8,912	30,124	−22,544	6,004	888	1,376	8,268	416	948	276	2,008	3,648	4,620	−25,700	−21,576		II
14,984	5,556	8,932	29,472	−22,164	7,192	892	1,540	9,620	416	956	276	1,848	3,496	6,124	−23,520	−18,764		III

Millions of dollars En millions de dollars

Year and quarter Année ou trimestre	Canadian claims on non-residents, net flows Créances de canadiens sur les non-résidents (flux nets)									Canadian liabilities to non-residents, net flows Engagements de canadiens envers les non-résidents (flux nets)							
	Direct investment abroad Investissements directs à l'étranger	Foreign portfolio stocks Portefeuille d'actions étrangères	Foreign portfolio bonds Portefeuille d'obligations étrangères	Government of Canada assets Avoirs du gouvernement canadien		Chartered banks' net foreign currency position with non-residents Banques à charte : Position nette en devises avec non-résidents	Non-bank holdings of short-term funds abroad Secteur non bancaire : Avoirs à court terme à l'étranger	Other claims Autres créances	Total Total	Direct investment in Canada Investissements directs au Canada	Canadian stocks Actions de sociétés canadiennes			Canadian bonds Obligations canadiennes			
				International reserves Réserves internationales	Loans and subscriptions Prêts et souscriptions						Trade in outstanding stocks Transactions sur titres en circulation	New issues Émissions	Retirements Rachats	Trade in outstanding bonds Transactions sur titres en circulation	New issues Émissions: Government of Canada Gouvernement canadien	New issues Émissions: Federal government enterprises Entreprises du gouvernement fédéral	New issues Émissions: Provincial Provinces
	D71047	D71049	D71048	D71050	D71051	D71064	D71052	D71053	D71046	D71055	D71082	D71083	D71084	D65000			D65007
1964																	
1965																	
1966																	
1967																	
1968																	
1969																	
1970	−315	90	−20	−1,662	−209	−121	−32	−307	−2,577	905	−145	70	−4	−40	26		528
1971	−230	221	−25	−896	−360	1,404	−551	−521	−958	925	−142	22	−5	−96	27		725
1972	−400	272	−28	−336	−459	637	−189	−268	−772	620	−60	38	−2	292	31		1,140
1973	−770	118	−48	467	−416	−343	−176	−981	−2,148	830	−24	39	−2	29	8	5	857
1974	−810	67	−19	−24	−884	−1,354	1,590	−1,247	−2,683	845	−112	14	−41	42	14		1,713
1975	−915	42	−60	405	−694	489	−217	−294	−1,245	725	5	86	−4	302	37	9	3,334
1976	−590	20	57	−522	−627	−941	−348	−522	−3,473	−300	−80	80	−57	560	176	193	4,938
1977	−740	244	−21	1,421	−1,024	1,384	−656	−1,675	−1,068	475	−91	13	−27	243	256	470	3,109
1978	−2,325	75	−49	185	−1,130		−667	−1,533	−5,444	135	−396	126		35	2,716	379	2,052
1979	−2,550	−613	31	858	−1,396		72	−2,004	−5,602	750	360	163		476	1,014	733	2,066
1980	−3,150	−115	−68	542	−1,668		−489	−2,607	−7,555	800	987	504	−1	1,071	376	862	1,522
1981	−6,900	8	−31	−381	−1,434		−7,562	−2,145	−18,446	−4,400	−1,112	485	−2	1,254	712	1,289	6,433
1982	−875	−309	−234	666	−2,686		−3,240	36	−6,642	−1,025	−507	202	−4	−157	1,853	2,102	7,669
1983	−3,400	−825	−451	−548	−364		958	−3,981	−8,611	300	−262	1,176	−2	475	1,243	1,068	5,410
1984	−2,949	−714	−1,359	1,092	−1,955		−1,927	−3,496	−11,308	1,700	−240	394	−2	3,728	1,130	1,140	4,205
1985	−3,900	−570	−750	112	−867		2,135	−21	−3,861	−2,800	1,196	373	−18	3,283	3,753	1,682	4,790
1986	−4,525	−2,085	−179	−662	−24		−2,301	−1,057	−10,833	1,450	699	1,186	−8	7,413	3,764	2,730	9,618
1987	−6,950	−1,073	−882	−4,461	−528		1,066	−1,940	−14,768	4,400	4,261	2,396	−8	2,560	2,210	1,219	5,421
1988	−7,900	−1,004	−99	−9,451	−548		−393	−2,389	−21,786	5,081	−2,834	460	−9	8,264	2,664	1,543	6,607
1984 III	−1,011	−176	−150	−753	−433		512	−881	−2,892	338	17	75		933	144	326	1,076
IV	−966	−258	−680	201	−500		1,202	−444	−1,445	321	−78	34		1,517	288	274	632
1985 I	−1,494	−212	−63	−808	−178		−1,671	−155	−4,581	−753	204	132	−12	1,059	879	338	1,250
II	−1,076	170	−191	1,018	−422		1,459	−453	505	262	320	97	−2	969	342	562	1,634
III	−426	−86	78	−112	−96		538	−19	−123	−2,169	83	87	−2	901	1,462	440	535
IV	−904	−442	−574	13	−171		1,810	606	338	−140	589	58	−2	354	1,070	342	1,371
1986 I	−1,007	−222	317	85	352		−4,380	−11	−4,843	911	1,013	315	−2	896	2,213	864	1,479
II	−1,054	−570	−335	14	126		188	−716	−2,348	201	−630	282	−2	727	279	938	2,570
III	−943	−540	395	442	−94		−783	−57	−1,580	1,378	105	226	−2	1,644	1,150	296	1,928
IV	−1,521	−753	−555	−1,203	−409		2,674	−295	−2,062	−1,040	211	363	−5	4,146	122	632	3,640
1987 I	−1,486	196	−45	−4,666	3		492	252	−5,254	1,894	2,382	271	−2	1,692	527	403	1,012
II	−2,287	−702	−571	2,171	−22		−819	−1,619	−3,851	644	1,561	1,019	−2	−428	1,036	300	1,941
III	−1,130	39	261	−1,489	−177		−1,291	−240	−4,027	682	1,813	984	−2	411	500	269	740
IV	−2,047	−605	−527	−476	−333		2,684	−333	−1,637	1,180	−1,496	122	−2	884	147	247	1,727
1988 I	−2,190	−336	517	−5,521	−33		−414	−836	−8,812	2,454	−785	48	−2	2,307	471	496	1,789
II	−2,896	−51	−893	−4,520	102		1,430	−1,419	−8,246	1,117	−263	100	−2	2,711	907	186	1,063
III	−1,225	−440	285	1,792	−75		−3,242	−609	−3,514	1,007	−829	231	−3	2,280	785	585	1,389
IV	−1,590	−177	−8	−1,202	−542		1,832	475	−1,213	503	−957	81	−2	996	501	276	2,366
1989 I	299	403	−521	−189	−91		−1,458	7R	−1,550	−1,836	624	68	−2	2,733	631	456	3,328
II	−2,198	−253	447	236	−121		1,416	−1,403	−1,877	2,291	542	121	−2	−1,098	354	676	656
III	−1,169	−906	−1,376	−410	−100		804	−877	−4,036	691	1,075	339	−3	−3,995	1,504	275	617

Canadian liabilities to non-residents, net flows Engagements de Canadiens envers les non-résidents (flux nets)																Year and quarter Année ou trimestre
Canadian bonds Obligations canadiennes									Chartered banks net foreign currency position with non-residents Banques à charte : Position nette en devises avec non-résidents	Money market investments Placements sur le marché monétaire		Allocation of Special Drawing Rights Allocations de droits de tirage spéciaux	Other liabilities Autres engagements	Total Total	Net capital movements Mouvements nets de capitaux	
New Issues Émissions			Retirements Remboursements													
Municipal Municipalités	Corporate Sociétés	Total Total	Government of Canada Gouvernement canadien	Federal government enterprises Entreprises du gouvernement fédéral	Provincial Provinces	Municipal Municipalités	Corporate Sociétés	Total Total		Government of Canada treasury bills Bons de Trésor du gouvernement canadien	Other short-term paper Autres titres à court terme					
D65008	D65009	B65005			D65012	D65013	D65014	D65010	D71058	D71059	D71060	D71061	D71062	D71054	D71045	
																1964
																1965
																1966
																1967
																1968
																1969
65	541	1,160	−158		−111	−92	−187	−548		−79	310	133	98	1,860	−717	1970
26	391	1,169	−21	−10	−316	−100	−393	−840		−3	78	119	650	1,877	919	1971
169	345	1,685	−43		−221	−98	−236	−598		22	−177	117	681	2,619	1,847	1972
109	305	1,284	−110		−233	−117	−276	−736		−24	140		1,150	2,686	538	1973
234	448	2,409	−52	−3	−210	−96	−224	−585		77	80		2,285	5,014	2,331	1974
541	1,031	4,952	−90	−2	−341	−82	−332	−847		37	349		1,597	7,202	5,957	1975
781	2,867	8,955	−148		−308	−121	−303	−879		439	523		2,108	11,349	7,876	1976
376	1,729	5,940	−143	−3	−311	−99	−346	−903		242	220		1,504	7,615	6,546	1977
131	1,268	6,546	−211		−586	−193	−325	−1,314	2,771	−53	85		5,559	13,493	8,049	1978
217	1,150	5,180	−201	−9	−865	−421	−608	−2,104	4,106	−178	676	219	3,326	12,974	7,372	1979
157	1,983	4,900	−255	−44	−1,108	−352	−752	−2,510	1,311	541	508	217	1,534	9,861	2,306	1980
415	4,463	13,313	−307	−156	−1,163	−209	−1,228	−3,063	17,400	−2	1,206	210	7,744	33,033	14,587	1981
706	4,221	16,552	−538	−251	−1,878	−349	−1,414	−4,430	−3,705	121	−979		−139	5,929	−713	1982
309	1,613	9,643	−1,608	−421	−1,799	−296	−1,214	−5,338	1,552	974	780		1,939	11,237	2,626	1983
790	1,967	9,232	−1,305	−677	−1,704	−261	−1,305	−5,252	532	1,514	15		3,430	15,051	3,742	1984
514	4,174	14,912	−1,134	−1,126	−3,099	−287	−1,482	−7,129	311	−691	114		2,519	12,070	8,209	1985
707	8,534	25,353	−1,203	−871	−3,526	−545	−4,005	−10,150	−5,595	1,847	543		1,841	24,578	13,745	1986
631	7,464	16,945	−2,860	−898	−4,205	−638	−3,142	−11,744	2,211	1,308	1,232		3,558	27,118	12,349	1987
651	8,982	20,448	−2,002	−1,951	−5,336	−371	−3,662	−13,323	2,720	7,123	2,168		3,832	33,929	12,144	1988
196	359	2,101	−185	−205	−693	−37	−230	−1,350	1,230	589	−109		−50	3,772	880	1984 III
177	698	2,070	−265	−19	−289	−84	−381	−1,038	−1,274	−771	60		454	1,293	−152	IV
195	328	2,990	−341	−354	−721	−90	−323	−1,828	2,184	874	−236		2,585	7,200	2,619	1985 I
109	1,251	3,882	−140	−582	−658	−79	−590	−2,059	−2,398	162	34		−1,431	−150	355	II
110	1,596	4,143	−116	−92	−767	−29	−285	−1,289	112	−816	282		−144	1,188	1,065	III
99	999	3,882	−537	−98	−953	−89	−271	−1,954	413	−912	34		1,508	3,832	4,170	IV
201	1,495	6,250	−306	−313	−623	−127	−673	−2,058	453	−120	−31		1,462	9,089	4,246	1986 I
313	1,952	6,053	−229	−183	−1,212	−207	−1,077	−2,916	−1,893	1,006	−110		996	3,713	1,365	II
33	2,772	6,179	−129	−142	−1,008	−70	−722	−2,079	−3,245	21	654		−29	4,852	3,272	III
160	2,315	6,870	−539	−233	−683	−141	−1,493	−3,097	−911	940			−588	6,923	4,862	IV
156	1,231	3,329	−581	−151	−871	−120	−933	−2,655	−13	−228	994		644	8,308	3,054	1987 I
404	2,303	5,984	−1,276	−251	−993	−192	−1,014	−3,727	−128	319	−423		583	5,401	1,551	II
	2,399	3,909	−199	−354	−925	−183	−308	−1,969	640	554	524		−818	6,728	2,702	III
71	1,530	3,723	−804	−142	−1,415	−144	−887	−3,392	1,713	664	138		3,148	6,681	5,043	IV
158	1,621	4,535	−306	−709	−1,530	−67	−820	−3,433	1,276	2,985	1,201		561	11,148	2,336	1988 I
331	2,202	4,689	−272	−317	−1,015	−100	−1,105	−2,810	−3,297	3,235	202		3,454	9,135	888	II
51	3,025	5,835	−226	−149	−1,549	−40	−964	−2,928	4,963	−515	−204		−1,610	8,227	4,713	III
112	2,135	5,390	−1,198	−776	−1,242	−163	−773	−4,152	−222	1,418	969		1,427	5,420	4,207	IV
187	1,361	5,963	−809	−324	−1,387	−196	−391	−3,107	−3,974	2,305	−1,083		5,554	7,243	5,693	1989 I
104	2,556	4,345	−469	−78	−1,671	−86	913	−3,217	5,616	−1,692	−284		1,149	7,772	5,895	II
4	1,518	3,918	−1,109	−151	−909	−155	−1,100	−3,424	2,408	−850	367		1,204	4,903	868	III

Exports and imports by area (balance of payments basis)

Répartition des exportations et importations, par région (sur la base de la balance des paiements)

Millions of dollars, seasonally adjusted at annual rates **En millions de dollars, données désaisonnalisées, chiffres annuels**

Year, quarter and month **Année, trimestre ou mois**	Merchandise exports **Exportations**							Merchandise imports **Importations**							Merchandise trade balance **Solde de la balance commerciale**		
	U.S. **É.-U.**	U.K. **R.-U.**	Other EEC **Autres pays de la CEE**	Japan **Japon**	Other OECD **Autres pays de l'OCDE**	All other countries **Tous autres pays**	Total **Total**	U.S. **É.-U.**	U.K. **R.-U.**	Other EEC **Autres pays de la CEE**	Japan **Japon**	Other OECD **Autres pays de l'OCDE**	All other countries **Tous autres pays**	Total **Total**	U.S. **É.-U.**	Rest of the world **Reste du monde**	Total **Total**
	D399593	D399594	D399595	D399596	D399597	D399598	D399524	D398132	D398133	D398134	D398135	D398136	D398137	D398064			
1976	25,813	1,895	2,576	2,345	1,071	4,466	38,166	25,124	1,132	1,985	1,506	1,214	5,647	36,607	689	869	1,559
1977	31,196	1,909	2,719	2,425	1,211	5,035	44,495	29,448	1,285	2,379	1,774	1,250	5,386	41,523	1,748	1,224	2,972
1978	37,812	1,986	2,939	2,988	1,273	6,363	53,361	34,845	1,601	3,092	2,249	1,448	5,813	49,048	2,967	1,346	4,313
1979	45,083	2,502	4,527	3,898	1,904	7,669	65,581	44,480	1,876	3,712	2,111	1,887	7,091	61,157	603	3,822	4,424
1980	48,974	3,221	6,295	4,275	2,730	11,184	76,680	47,343	1,942	3,740	2,810	2,117	9,951	67,903	1,632	7,146	8,778
1981	56,100	3,363	5,368	4,592	2,588	12,146	84,432	52,777	2,384	4,057	4,045	2,173	11,705	77,140	3,323	3,969	7,292
1982	58,097	2,701	4,806	4,616	2,091	12,082	84,393	47,072	1,938	3,752	3,552	2,180	8,245	66,739	11,025	6,629	17,654
1983	66,388	2,534	4,214	4,787	1,689	10,943	90,556	52,721	1,732	4,086	4,354	2,040	8,164	73,098	13,667	3,790	17,457
1984	84,816	2,475	4,623	5,715	1,938	11,763	111,330	65,893	2,294	6,232	5,477	1,900	9,697	91,493	18,923	914	19,837
1985	93,793	2,456	4,486	5,597	2,169	10,561	119,061	73,406	3,103	7,469	6,063	2,530	10,097	102,669	20,386	−3,994	16,392
1986	93,321	2,728	5,277	5,819	2,188	10,533	119,865	76,407	3,587	9,016	7,576	2,767	10,727	110,079	16,913	−7,127	9,787
1987	96,581	3,030	6,286	6,778	2,568	10,877	126,120	78,986	4,493	9,102	7,498	3,084	11,604	114,767	17,595	−6,242	11,353
1988	101,672	3,479	7,250	8,246	3,090	13,557	137,294	88,037	4,653	10,632	7,940	3,603	12,620	127,486	13,635	−3,826	9,809
1985 III	93,668	2,383	4,422	5,914	2,066	9,695	118,148	74,120	3,477	7,724	6,161	2,835	10,726	105,142	19,548	−6,542	13,006
IV	96,111	2,348	4,592	5,502	2,441	11,455	122,450	75,130	3,856	7,962	6,690	3,161	9,901	106,698	20,981	−5,230	15,752
1986 I	94,605	2,391	4,736	5,564	2,310	10,856	120,463	78,657	3,941	8,914	6,952	2,351	10,835	111,650	15,948	−7,136	8,812
II	92,392	2,583	5,110	6,103	1,897	9,666	117,750	74,680	3,128	8,532	8,033	2,839	10,277	107,490	17,711	−7,450	10,261
III	92,537	2,736	5,642	6,322	2,112	10,423	119,772	75,256	3,439	9,373	7,726	2,926	11,671	110,391	17,282	−7,900	9,381
IV	93,749	3,204	5,618	5,287	2,432	11,186	121,476	77,035	3,840	9,243	7,591	2,951	10,123	110,784	16,714	−6,021	10,692
1987 I	94,805	3,199	6,167	6,022	2,266	10,720	123,178	76,514	4,241	8,966	7,578	3,110	10,282	110,691	18,292	−5,805	12,486
II	94,092	2,943	6,290	5,975	2,761	10,686	122,746	77,028	4,478	8,843	7,160	3,020	10,711	111,240	17,064	−5,558	11,506
III	97,057	2,898	6,088	7,166	2,337	10,404	125,949	76,866	4,595	8,912	7,019	3,163	13,132	113,687	20,191	−7,929	12,262
IV	100,370	3,079	6,598	7,952	2,908	11,701	132,608	85,536	4,660	9,684	8,235	3,042	12,292	123,449	14,835	−5,676	9,159
1988 I	100,900	3,266	6,690	7,748	3,023	13,362	134,988	86,949	5,087	10,968	8,130	3,452	12,140	126,724	13,951	−5,688	8,264
II	102,504	3,508	7,067	8,315	3,028	14,316	138,738	87,366	4,910	10,229	8,272	3,768	12,106	126,650	15,138	−3,050	12,088
III	101,164	3,694	7,388	8,288	2,969	13,717	137,219	86,989	4,396	10,472	7,202	3,307	13,584	125,950	14,175	−2,906	11,269
IV	102,121	3,447	7,854	8,635	3,342	12,833	138,232	90,844	4,218	10,862	8,156	3,886	12,651	130,618	11,277	−3,662	7,614
1989 I	105,816R	3,446	7,910	9,512R	2,763	12,926R	142,372R	93,064R	4,751R	9,923R	8,060R	3,932R	13,364R	133,095R	12,752R	−3,474R	9,278R
II	106,126R	3,647	8,114	8,302R	3,255	11,080R	140,524R	94,566R	4,943R	9,878R	8,631R	4,030R	14,247R	136,296R	11,559R	−7,331R	4,228R
III	101,827R	3,898R	7,635R	8,546R	3,492R	11,799R	137,195R	91,610R	3,780R	10,037R	8,053R	3,928R	15,660R	133,068R	10,217R	−6,090R	4,128R
1988 O	100,385	3,404	7,702	8,388	3,341	12,703	135,923	90,910	3,971	11,264	8,177	3,470	12,509	130,301	9,475	−3,853	5,622
N	104,143	3,524	8,174	8,900	3,677	12,965	141,383	90,019	4,282	10,667	7,982	4,835	13,488	131,273	14,124	−4,014	10,110
D	101,836	3,413	7,687	8,616	3,010	12,832	137,392	91,604	4,402	10,654	8,310	3,354	11,956	130,280	10,231	−3,120	7,111
1989 J	108,532R	3,518	7,699	8,581R	3,406	14,508R	146,244R	92,542R	4,248R	9,886R	7,807R	3,724	14,840	133,048R	15,990R	−2,794R	13,196R
F	104,838R	3,270	8,038	10,712R	2,824	12,649R	142,331R	92,062R	5,351R	10,019R	8,446R	3,781	12,652R	132,308R	12,776R	−2,754R	10,022R
M	104,077R	3,548	7,992	9,242R	2,059	11,622	138,541R	94,589R	4,652R	9,864R	7,927R	4,292R	12,602R	133,927R	9,488R	−4,874R	4,614R
A	102,419R	3,468	7,692R	9,223R	2,401	11,737R	136,942R	95,094R	6,032R	9,590R	7,951	4,300R	13,000R	135,967R	7,325R	−6,350R	974R
M	113,735R	4,387	7,858	8,670R	4,493	10,895R	150,037R	96,670R	4,447R	10,513	9,587R	3,592R	15,746R	140,554R	17,065R	−7,582R	9,484R
J	102,222R	3,088	8,791	7,013R	2,872	10,608	134,593R	91,937R	4,350	9,532R	8,356	4,196R	13,996R	132,365R	10,285R	−8,057R	2,228R
J	101,190R	4,076R	7,928R	7,657R	2,246R	11,564R	134,664R	85,814R	4,238R	10,528R	7,703R	4,085R	15,349R	127,718R	15,376R	−8,430R	6,946R
A	104,772R	3,109R	6,880R	9,530R	4,735R	11,878R	140,904R	95,459R	3,794R	9,122R	8,233R	4,554	15,910R	137,072R	9,313R	−5,482R	3,832R
S	99,517R	4,506R	8,098R	8,449R	3,492R	11,956R	136,019R	93,556R	3,306R	10,460R	8,222R	3,145R	15,721R	134,412R	5,962R	−4,355R	1,607R
O	103,880	3,214	7,543	6,756	4,183	11,206	136,782	98,474	4,699	10,544	8,833	4,408	14,874	141,833	5,406	−10,457	−5,051

Merchandise trade: Prices, terms of trade and volume (balance of payments basis)
Balance commerciale : Prix, termes de l'échange et volumes (sur la base de la balance des paiements)

Seasonally adjusted Données désaisonnalisées

Year, quarter and month Année, trimestre ou mois	Price 1981 = 100 Prix 1981 = 100						Volume (millions of constant 1981 dollars at annual rates) Volume (en millions de dollars de 1981, chiffres annuels)		
	Constant-weighted (Laspeyres) index Indice à pondérations fixes (Laspeyres)			Implicit (Paasche) index Indice implicite (Paasche)					
	Exports Exportations	Imports Importations	Terms of trade Termes de l'échange	Exports Exportations	Imports Importations	Terms of trade Termes de l'échange	Exports Exportations	Imports Importations	Trade balance Solde de la balance commerciale
	D449899	D448865		D449209	D448185				
1974	43.6	40.3	108.2	57.2	61.4	93.1	57,234	50,293	6,941
1975	48.7	46.7	104.1	63.0	70.7	89.1	53,380	48,035	5,345
1976	50.5	47.9	105.4	63.8	71.1	89.8	59,799	51,505	8,295
1977	55.1	54.8	100.7	67.4	78.3	86.1	65,993	53,015	12,978
1978	60.3	62.1	97.1	70.7	84.2	84.0	75,447	58,268	17,179
1979	74.8	72.9	102.6	83.6	91.6	91.2	78,470	66,748	11,721
1980	93.5	87.9	106.4	95.2	96.8	98.3	80,506	70,113	10,394
1981	100.0	100.0	100.0	100.0	100.0	100.0	84,432	77,140	7,292
1982	100.8	104.3	96.6	100.5	103.6	97.0	83,973	64,419	19,553
1983	100.8	103.7	97.2	100.4	102.2	98.2	90,195	71,525	18,670
1984	105.0	109.6	95.8	104.1	106.9	97.4	106,945	85,587	21,358
1985	106.0	113.4	93.5	104.6	108.7	96.2	113,825	94,452	19,373
1986	104.0	112.8	92.2	101.7	108.4	93.8	117,862	101,549	16,313
1987	105.1	112.2	93.7	99.8	103.7	96.2	126,373	110,672	15,701
1988	107.8	110.5	97.6	98.7	100.5	98.2	139,103	126,851	12,251
1985 III	106.4	113.0	94.2	105.3	108.6	97.0	112,202	96,816	15,385
IV	105.9	115.0	92.1	104.8	109.9	95.4	116,842	97,087	19,755
1986 I	105.2	115.9	90.8	103.6	110.3	93.9	116,277	101,224	15,053
II	103.9	112.2	92.6	102.1	108.7	93.9	115,328	98,886	16,442
III	103.5	112.2	92.2	100.6	108.0	93.1	119,058	102,214	16,844
IV	103.9	112.7	92.2	100.7	106.8	94.3	120,632	103,730	16,902
1987 I	102.9	111.6	92.2	99.5	104.7	95.0	123,797	105,722	18,074
II	104.8	112.2	93.4	99.6	104.0	95.8	123,239	106,962	16,277
III	105.7	112.6	93.9	99.8	103.2	96.7	126,202	110,162	16,040
IV	106.7	113.2	94.3	100.2	102.9	97.4	132,344	119,970	12,374
1988 I	106.2	111.3	95.4	98.2	101.9	96.4	137,462	124,362	13,101
II	106.4	110.1	96.6	98.1	100.5	97.6	141,425	126,020	15,405
III	108.6	110.1	98.6	98.9	99.9	99.0	138,745	126,076	12,669
IV	109.8	110.4	99.5	99.8	99.8	100.0	138,509	130,880	7,630
1989 I	112.0R	110.5	101.4R	102.3R	99.2	103.1R	139,171R	134,168R	5,003R
II	112.3R	111.8	100.4R	101.6R	99.4R	102.2R	138,311R	137,118R	1,192R
III	110.2R	110.9R	99.4R	99.4R	97.5R	101.9R	138,023R	136,480R	1,544R
1988 O	108.9	109.7	99.3	99.4	100.3	99.1	136,743	129,911	6,832
N	110.4	110.9	99.5	99.5	99.7	99.8	142,093	131,668	10,425
D	110.1	109.7	100.4	100.4	99.3	101.1	136,844	131,199	5,645
1989 J	112.1R	110.4	101.5R	102.5R	99.6	102.9R	142,677R	133,582R	9,095R
F	111.9R	110.5	101.3R	103.1R	99.1R	104.0R	138,051R	133,510R	4,541R
M	112.5R	110.7R	101.6R	101.1R	98.8	102.3R	137,034R	135,554R	1,480R
A	112.4R	111.7R	100.6R	101.7R	98.8	102.9R	134,652R	137,619R	−2,966R
M	112.6R	111.9	100.6R	101.9R	99.4	102.5R	147,240R	141,402R	5,838R
J	112.0R	111.9R	100.1R	101.3R	99.9R	101.4R	132,866R	132,497R	369R
J	110.9R	111.3R	99.6	100.4R	98.0R	102.4R	134,127R	130,325R	3,803R
A	110.2R	110.5R	99.7R	99.7	97.6R	102.2R	141,328R	140,443R	885
S	109.6	111.2R	98.6	98.3R	96.9R	101.4R	138,371R	138,712R	−341R
O	108.4	111.4	97.3	97.9	98.7	99.2	139,716	143,701	−3,985

Commodity classification of merchandise exports: Value, balance of payments basis
Répartition des exportations : Données en valeur sur la base de la balance des paiements

Millions of dollars, seasonally adjusted at annual rates **En millions de dollars, données désaisonnalisées, chiffres annuels**

Year and quarter **Année ou trimestre**	Food **Produits alimentaires**					Energy materials **Produits énergétiques**					
	Wheat **Blé**	Other farm and fish products **Autres produits de l'agriculture et de la pêche**				Crude petroleum **Pétrole brut**	Natural gas **Gaz naturel**	Other energy products **Autres produits énergétiques**			
		Other grains **Autres grains**	Fish and products **Produits de la pêche**	Other products **Autres produits**	Total **Total**			Coal and other bituminous substances **Charbon et autres substances bitumineuses**	Petroleum and coal products **Produits des industries du pétrole et du charbon**	Electricity **Électricité**	Total **Total**
	B1051	B1053	B1054	B1055	B1052	B1056	B1057	B1059	B1060	B1061	B1058
1978	1,916.3	1,142.1	1,111.1	2,041.0	4,294.2	1,582.2	2,204.6	751.7	1,040.5	477.6	2,269.8
1979	2,183.4	1,579.2	1,270.6	2,614.8	5,464.6	2,538.3	3,062.3	831.1	1,876.9	736.8	3,444.8
1980	3,881.9	1,422.5	1,265.2	2,880.5	5,568.2	2,845.5	4,035.3	933.8	2,325.7	793.5	4,053.0
1981	3,835.1	2,074.7	1,493.8	3,372.0	6,940.5	2,501.7	4,389.9	1,147.0	2,657.4	1,142.0	4,946.4
1982	4,280.8	1,828.0	1,591.3	3,621.0	7,040.3	2,746.9	4,813.5	1,269.2	2,545.6	1,107.0	4,921.8
1983	4,667.1	1,741.9	1,563.4	3,573.5	6,878.8	3,499.4	3,917.0	1,312.5	2,815.9	1,248.6	5,377.0
1984	4,623.8	1,856.7	1,595.1	4,160.3	7,612.1	4,404.2	3,918.3	1,429.0	3,203.4	1,377.8	6,010.2
1985	3,811.4	1,249.7	1,848.8	4,153.7	7,252.2	5,971.7	4,011.4	1,540.6	3,343.3	1,424.8	6,308.7
1986	2,859.7	1,462.5	2,433.9	4,557.0	8,453.4	3,774.6	2,524.0	1,409.0	2,097.5	1,086.1	4,592.6
1987	3,252.5	1,388.7	2,769.6	4,812.2	8,970.5	4,855.1	2,527.3	1,235.0	2,209.2	1,199.8	4,644.0
1988	4,599.6	1,327.7	2,736.3	4,957.4	9,021.4	4,043.1	2,954.5	1,482.4	2,432.3	893.8	4,808.5
1987 III	2,873.2	1,518.8	2,921.6	4,898.4	9,338.8	5,436.0	2,625.2	1,118.4	2,283.2	1,157.2	4,558.8
IV	3,438.0	1,254.8	2,580.4	4,805.2	8,640.4	5,025.6	2,652.0	1,378.4	2,589.2	1,078.4	5,046.0
1988 I	4,406.0	1,117.6	2,724.8	4,962.0	8,804.4	4,269.2	2,875.2	1,712.0	2,869.6	982.0	5,563.6
II	5,284.0	1,343.6	2,686.4	4,980.4	9,010.4	4,652.0	2,980.0	1,335.6	2,533.2	918.4	4,787.2
III	4,963.6	1,460.0	2,619.2	4,942.4	9,021.6	3,869.2	3,085.6	1,255.2	1,969.6	962.8	4,187.6
IV	3,744.8	1,389.2	2,914.4	4,944.8	9,248.4	3,382.0	2,877.6	1,626.8	2,357.2	712.0	4,696.0
1989 I	3,180.8	1,911.6R	2,573.2	4,801.2	9,286.0R	4,092.0	2,653.6	1,864.0	2,357.6	672.8	4,894.4
II	1,713.2	1,752.8	2,457.6	4,997.2	9,207.6	4,786.0	3,187.2	1,320.8	2,512.0	731.6	4,564.4
III	2,404.0R	1,938.8R	2,445.2R	4,946.4R	9,330.4R	4,534.0R	3,459.2R	1,722.4R	2,451.6R	686.8R	4,860.8R

Year and quarter **Année ou trimestre**	Other (natural-resource) materials **Autres produits (ressources naturelles)**									
	Lumber and sawmill products **Bois d'oeuvre et sciages**			Pulp and paper **Pâtes et papiers**				Other metals and minerals **Autres métaux et minéraux**		
	Lumber **Bois d'oeuvre**	Other sawmill products **Autres sciages**	Total **Total**	Wood pulp **Pâte de bois**	Newsprint **Papier journal**	Other paper **Autres types de papier**	Total **Total**	Ores and concentrates **Minerais et concentrés**	Iron, steel and alloys **Fer, acier et alliages**	Precious metals and alloys **Métaux précieux et alliages**
	B1063	B1064	B1062	B1066	B1067	B1068	B1065	B1070	B1071	B1072
1978	3,255.6	681.2	3,936.8	2,206.5	2,913.3	575.6	5,695.4	2,409.1	1,455.3	653.3
1979	3,893.5	790.3	4,683.8	3,079.9	3,216.6	755.5	7,052.0	3,720.2	1,602.2	1,058.3
1980	3,382.7	814.7	4,197.4	3,887.3	3,698.1	948.6	8,534.0	4,216.4	2,085.9	2,057.1
1981	3,027.1	804.5	3,831.6	3,817.3	4,323.9	893.5	9,034.7	4,095.0	2,399.8	1,934.2
1982	2,954.0	804.2	3,758.2	3,091.4	3,880.7	924.4	7,896.5	3,580.6	2,023.8	1,370.2
1983	3,997.2	1,055.0	5,052.2	2,991.1	3,775.6	1,033.4	7,800.1	3,378.4	1,669.5	1,540.2
1984	4,299.5	1,303.9	5,603.4	3,787.2	4,260.5	1,275.9	9,323.6	4,259.5	2,253.6	1,333.0
1985	4,629.7	1,284.4	5,914.1	3,301.2	4,819.9	1,296.0	9,417.1	4,174.1	2,391.4	1,594.8
1986	5,032.8	1,351.4	6,384.2	3,958.2	5,042.2	1,560.7	10,561.1	4,123.3	2,432.7	2,201.3
1987	5,937.6	1,562.5	7,500.1	5,350.7	5,369.5	1,944.1	12,664.3	4,659.6	2,680.0	2,097.5
1988	5,461.7	1,558.1	7,019.8	6,355.3	6,625.7	1,400.7	14,381.7	4,866.2	2,447.8	2,571.3
1987 III	6,145.2	1,729.2	7,874.4	5,328.4	5,435.6	2,015.2	12,779.2	4,114.0	2,686.0	2,436.4
IV	6,482.8	1,754.0	8,236.8	5,654.0	5,482.8	2,224.4	13,361.2	6,031.2	2,723.6	2,445.6
1988 I	5,449.6	1,690.4	7,140.0	5,911.6	6,658.8	1,430.8	14,001.2	5,192.4	2,380.4	2,440.4
II	5,509.6	1,630.4	7,140.0	6,201.6	6,490.4	1,457.6	14,149.6	4,585.6	2,489.2	2,516.8
III	5,250.0	1,454.0	6,704.0	6,489.2	6,606.4	1,349.6	14,445.2	4,533.2	2,488.0	2,868.8
IV	5,638.0	1,457.2	7,095.2	6,818.8	6,747.2	1,364.8	14,930.8	5,154.0	2,434.0	2,458.8
1989 I	5,559.6	1,490.8	7,050.4	6,949.2	5,861.6	1,786.0	14,596.8	5,505.2	2,552.0R	2,567.2
II	5,124.0	1,401.6	6,525.6	6,862.0	5,825.6	1,927.2	14,614.8	5,816.4	3,035.6R	2,637.2
III	5,571.2R	1,550.4R	7,121.6R	6,646.0R	5,879.6R	1,752.8R	14,278.4R	4,861.2R	2,913.6R	3,085.2R

Year and quarter Année ou trimestre	Other (natural-resource) materials (continued) Autres produits (ressources naturelles) (suite)								Motor vehicles and parts Véhicules automobiles et pièces détachées		
	Other metals and minerals (continued) Autres métaux et minéraux (suite)					Chemicals and fertilizers Produits chimiques et engrais					
	Aluminum and alloys Aluminium et alliages	Copper, nickel and alloys Cuivre, nickel et alliages	Other metals and alloys Autres métaux et alliages	Non-metallic minerals Minéraux non métalliques	Total Total	Fertilizers Engrais	Other chemicals Autres produits chimiques	Total Total	Vehicles Véhicules	Parts Pièces détachées	Total Total
	B1073	B1074	B1075	B1076	B1069	B1078	B1079	B1077	B1081	B1082	B1080
1978	1,143.3	1,086.2	476.8	1,284.6	8,508.6	729.4	1,648.6	2,378.0	7,821.7	4,572.4	12,394.1
1979	914.5	1,182.9	587.3	1,472.0	10,537.4	982.9	2,351.5	3,334.4	7,203.2	4,602.2	11,805.4
1980	1,540.7	1,824.0	655.1	1,798.0	14,177.2	1,255.3	2,838.7	4,094.0	7,274.8	3,615.4	10,890.2
1981	1,483.9	1,389.2	687.5	2,073.0	14,062.6	1,343.4	3,360.4	4,703.8	8,635.6	4,847.5	13,483.1
1982	1,434.3	1,051.1	649.4	1,802.1	11,911.5	1,022.3	2,714.8	3,737.1	11,418.5	5,400.0	16,818.5
1983	1,748.8	1,211.6	659.5	1,648.3	11,856.3	1,203.0	2,948.8	4,151.8	13,783.8	7,493.0	21,276.8
1984	1,909.6	1,365.4	866.9	1,970.5	13,958.5	1,351.8	3,395.9	4,747.7	19,329.7	10,104.9	29,434.6
1985	1,912.6	1,263.4	826.9	2,430.6	14,593.8	1,131.3	3,725.1	4,856.4	22,002.7	11,210.1	33,212.8
1986	2,345.5	1,294.2	628.7	2,407.4	15,433.1	980.5	3,842.6	4,823.1	22,980.6	11,427.1	34,407.7
1987	2,758.1	1,478.0	683.9	2,265.4	16,622.5	1,063.4	4,414.7	5,478.1	20,395.4	11,827.4	32,222.8
1988	3,499.1	1,985.4	1,068.5	2,142.9	18,581.2	1,374.2	5,590.1	6,964.3	24,700.3	10,813.6	35,513.9
1987 III	2,740.0	1,462.0	569.6	2,220.4	16,228.4	1,056.4	4,420.4	5,476.8	19,127.2	11,768.8	30,896.0
IV	3,192.8	1,772.4	744.8	2,278.8	19,189.2	1,281.6	4,665.2	5,946.8	22,056.0	11,272.4	33,328.4
1988 I	2,873.6	1,931.2	932.8	2,207.2	17,958.0	1,334.4	5,428.4	6,762.8	24,800.8	10,475.6	35,276.4
II	3,254.8	1,880.0	1,148.4	2,159.2	18,034.0	1,374.4	5,947.2	7,321.6	25,384.0	10,906.4	36,290.4
III	4,069.6	1,984.0	1,096.8	2,070.0	19,110.4	1,387.2	5,365.2	6,752.4	24,730.8	10,185.2	34,916.0
IV	3,798.4	2,146.8	1,096.4	2,134.8	19,223.2	1,400.8	5,619.6	7,020.4	23,884.8	11,687.2	35,572.0
1989 I	4,142.0	2,512.0	1,221.6	1,738.8	20,239.2R	1,190.0	5,742.8R	6,932.8R	24,081.6	11,504.4	35,586.0
II	3,643.2	2,147.2	1,276.0	1,900.4R	20,456.0R	1,272.4	5,510.8R	6,783.2R	23,619.2	11,183.6	34,802.8
III	2,705.2	2,253.2	1,438.4R	2,023.2R	19,280.0R	1,222.4R	5,038.4R	6,260.8R	23,504.8R	10,612.0R	34,116.8R

Year and quarter Année ou trimestre	Other manufactured goods Autres produits manufacturés									Other exports Autres exportations
	Aircraft and parts Aéronefs et pièces détachées	Other transportation equipment Autres types de matériel de transport	Agricultural machinery Machinerie agricole	Communications and electronic equipment Matériel électronique et de télécommunications	Industrial machinery Machines industrielles	Other equipment and tools Autres types d'équipement et outillage	Other consumer goods Autres biens de consommation	Other industrial goods Autres produits industriels	Total Total	
	B1084	B1085	B1086	B1087	B1088	B1089	B1090	B1091	B1083	B1092
1978	823.4	517.0	641.7	1,185.1	1,712.7	840.2	761.7	1,320.7	7,802.5	378.7
1979	1,246.8	938.9	882.8	1,639.6	2,167.3	1,203.8	1,013.7	2,057.5	11,150.4	324.6
1980	1,720.1	988.8	921.2	2,050.7	2,488.9	1,410.1	1,284.5	2,721.1	13,585.4	818.2
1981	2,018.3	919.0	939.9	2,582.8	3,111.5	1,589.9	1,368.6	2,761.6	15,291.6	1,411.3
1982	2,150.2	1,198.5	736.6	2,735.1	2,927.9	1,676.7	1,401.9	2,581.4	15,408.3	1,059.4
1983	1,774.8	911.5	660.9	3,158.8	2,741.4	1,830.0	1,532.8	2,506.1	15,116.3	962.8
1984	1,989.8	1,198.0	762.3	4,475.7	3,250.8	2,272.8	1,881.5	3,413.7	19,244.6	2,449.2
1985	2,449.3	1,144.1	628.1	4,753.5	3,502.5	2,647.3	1,999.5	4,108.0	21,232.3	2,479.5
1986	3,114.6	1,630.9	566.4	4,581.6	3,896.5	3,107.9	2,390.0	4,236.9	23,524.8	2,526.7
1987	2,905.0	1,563.7	653.4	5,353.1	3,866.5	3,163.6	2,643.3	4,523.4	24,672.0	2,711.3
1988	2,960.1	1,262.0	765.9	5,868.0	4,182.9	4,119.1	2,784.4	5,430.6	27,373.0	2,033.1
1987 III	2,890.8	1,443.6	688.0	5,808.4	4,227.2	3,131.6	2,723.2	4,195.2	25,108.0	2,753.6
IV	2,995.2	1,436.8	724.4	5,715.6	3,973.6	3,356.8	2,708.4	5,290.0	26,200.8	1,544.0
1988 I	2,649.2	1,232.0	749.6	6,090.4	4,250.0	4,046.8	2,872.4	5,594.4	27,484.8	445.6
II	3,110.4	1,245.6	692.8	5,668.4	4,221.6	4,174.4	2,721.6	5,409.2	27,244.0	1,846.4
III	2,877.2	1,160.0	761.6	5,900.4	4,050.8	4,138.4	2,819.6	5,237.6	26,945.6	3,216.8
IV	3,203.2	1,410.4	859.6	5,813.2	4,209.6	4,116.8	2,724.0	5,481.2	27,818.0	2,624.0
1989 I	3,382.4	1,575.0R	976.8	5,654.8	4,413.2	3,992.4	2,796.4	5,572.0R	28,364.0R	5,571.6R
II	3,990.0	1,508.0	921.6	6,381.6	4,518.8	4,438.0	2,652.0	5,134.4R	29,544.4R	4,938.4R
III	3,190.4R	1,384.0R	923.2R	5,980.4R	4,456.8R	4,956.8R	2,528.0R	5,127.6R	28,547.0R	3,200.8R

Commodity classification of merchandise imports: Value, balance of payments basis
Répartition des importations : Données en valeur, sur la base de la balance des paiements

Millions of dollars, seasonally adjusted at annual rates **En millions de dollars, données désaisonnalisées, chiffres annuels**

Year and quarter **Année ou trimestre**	Food **Produits alimentaires**			Energy materials **Produits énergétiques**				Other (natural-resource) materials **Autres produits (ressources naturelles)**						
	Fresh fruits and vegetables **Fruits et légumes frais**	Other **Autres**	Total **Total**	Crude petroleum **Pétrole brut**	Other energy products **Autres produits énergétiques**: Coal and other bituminous substances **Charbon et autres substances bitumineuses**	Petroleum and coal products **Produits des industries du pétrole et du charbon**	Total **Total**	Construction materials **Matériaux de construction**	Industrial materials **Matières industrielles**: Metals in ores **Minerais métalliques**	Iron and steel **Fer et acier**	Precious metals **Métaux précieux**	Other metals **Autres métaux**	Chemicals and plastics **Produits chimiques et matières plastiques**	Cotton, wool, textiles **Coton, laine, textiles**
	B1102	B1103	B1101	B1104	B1106	B1107	B1105	B1108	B1110	B1111	B1112	B1113	B1114	B1115
1979	835.6	4,241.6	5,077.2	4,512.5	863.0	389.5	1,252.5	1,249.2	1,114.2	1,651.5	1,072.6	1,239.1	3,211.6	1,638.0
1980	889.0	4,783.8	5,672.8	6,909.4	813.3	687.7	1,501.0	1,246.8	1,520.2	1,414.8	2,469.9	1,268.8	3,353.9	1,547.9
1981	1,078.7	5,088.8	6,167.5	7,975.8	835.5	881.0	1,716.5	1,442.0	1,374.9	2,275.4	1,418.3	1,380.1	3,814.5	1,741.4
1982	1,161.5	4,557.7	5,719.2	4,941.2	933.3	862.1	1,795.4	1,060.2	921.8	1,237.7	1,459.2	1,074.2	3,586.3	1,422.8
1983	1,191.8	4,654.1	5,845.9	3,267.2	842.8	1,051.1	1,893.9	1,341.9	1,046.1	1,173.7	1,365.4	1,192.5	4,392.6	1,767.1
1984	1,341.9	5,565.0	6,906.9	3,383.1	1,095.1	1,654.8	2,749.9	1,532.8	1,654.0	1,641.3	461.8	1,605.0	5,212.4	2,036.1
1985	1,401.0	5,457.8	6,858.8	3,749.2	888.5	1,709.6	2,598.1	1,709.8	1,500.8	2,008.1	1,431.6	1,590.2	5,443.4	2,137.6
1986	1,560.8	6,047.3	7,608.1	2,716.4	746.0	1,623.0	2,369.0	1,934.0	1,605.1	1,840.0	1,279.8	1,688.9	5,840.6	2,362.3
1987	1,641.4	6,213.4	7,854.8	3,447.4	727.3	1,739.5	2,466.8	2,210.5	1,404.7	2,076.1	1,143.3	1,890.4	6,228.1	2,524.9
1988	1,663.2	6,341.0	8,004.2	2,977.1	715.6	1,484.3	2,199.9	2,331.5	1,178.8	2,980.3	1,085.6	2,469.2	7,443.7	2,363.1
1987 III	1,548.4	6,092.8	7,641.2	3,698.0	666.8	1,768.4	2,435.2	2,280.8	1,345.2	2,119.6	1,075.6	1,920.4	6,398.8	2,644.4
IV	1,766.4	6,375.6	8,142.0	3,530.8	814.0	2,207.2	3,021.2	2,321.6	1,613.6	2,646.0	1,148.8	2,100.8	6,596.4	2,603.2
1988 I	1,662.0	6,099.6	7,761.6	3,264.8	701.2	1,306.0	2,007.2	2,334.0	1,076.0	2,799.2	1,143.2	2,248.0	6,915.6	2,491.6
II	1,611.2	6,305.6	7,916.8	3,474.4	749.6	1,292.0	2,041.6	2,416.8	1,395.6	3,184.0	550.0	2,470.0	7,377.6	2,424.8
III	1,670.4	6,408.8	8,079.2	2,751.6	690.8	1,682.4	2,373.2	2,310.8	1,100.0	3,006.8	1,220.0	2,553.6	7,589.2	2,178.0
IV	1,708.8	6,550.0	8,258.8	2,417.6	720.8	1,656.8	2,377.6	2,264.4	1,143.2	2,932.0	1,429.2	2,605.6	7,892.4	2,357.6
1989 I	1,746.8	6,715.6R	8,462.0R	3,231.2R	876.0	1,530.8	2,406.8	2,473.2R	1,706.4R	2,833.6R	1,122.4	2,821.2	8,249.6R	2,499.6
II	1,765.2	6,975.2R	8,740.4R	4,181.2R	804.4R	1,917.2R	2,721.6R	2,585.2R	1,506.4R	2,678.8R	1,013.6R	2,881.6R	8,080.4R	2,493.6R
III	1,752.0R	6,898.0R	8,650.0R	3,676.4R	627.6R	1,964.4R	2,592.0R	2,565.2R	1,328.0R	2,564.0R	1,160.0R	2,876.0R	8,353.2R	2,468.0R

Year and quarter **Année ou trimestre**	Industrial materials (continued) **Matières industrielles (suite)**: Other **Autres**	Total **Total**	Motor vehicles and parts **Véhicules et pièces détachées**: Vehicles **Véhicules**	Parts **Pièces détachées**	Total **Total**	Other manufactured goods **Autres produits manufacturés**: Machinery and equipment **Machinerie et équipement**: Aircraft and parts **Aéronefs et pièces détachées**	Other transportation equipment **Autres types de matériel de transport**	Agricultural machinery **Machinerie agricole**	Communications and electronic equipment **Matériel électronique et de télécommunications**	Industrial machinery **Machines industrielles**	Other equipment and tools **Autres types d'équipement et outillage**	Total **Total**	Other consumer goods **Autres biens de consommation**	Other imports **Autres importations**
	B1116	B1109	B1118	B1119	B1117	B1121	B1122	B1123	B1124	B1125	B1126	B1120	B1127	B1128
1979	2,046.2	11,973.2	6,607.3	8,293.0	14,900.3	1,537.1	970.6	2,092.5	2,798.4	5,618.9	3,645.4	16,662.9	6,153.6	−624.8
1980	2,057.5	13,633.0	5,970.8	7,349.9	13,320.7	1,897.8	1,004.2	2,092.0	3,699.3	6,751.8	3,936.0	19,381.1	6,773.4	−535.3
1981	2,429.3	14,433.9	6,926.8	8,812.4	15,739.2	2,286.9	1,222.7	2,385.6	4,816.9	7,296.5	4,595.2	22,603.8	7,664.3	−603.0
1982	2,187.9	11,889.9	5,423.4	9,221.8	14,645.2	2,046.6	1,080.6	1,688.1	4,983.2	5,656.8	4,249.5	19,704.8	7,368.1	−385.7
1983	2,453.6	13,391.0	7,906.2	10,837.5	18,743.7	2,022.7	1,272.0	1,514.1	5,830.6	5,291.7	4,893.8	20,824.9	8,348.3	−558.6
1984	3,089.3	15,699.9	10,556.6	15,162.8	25,719.4	2,291.6	1,388.5	1,769.3	8,246.9	6,604.3	6,095.9	26,396.5	10,183.4	−1,079.5
1985	3,359.3	17,471.0	13,883.3	17,208.2	31,091.5	2,553.6	1,294.2	1,738.9	7,913.3	7,927.1	6,665.4	28,092.5	10,410.0	688.3
1986	3,594.1	18,210.8	15,608.7	17,495.0	33,103.7	2,903.6	1,497.7	1,727.3	8,574.4	9,184.3	7,290.4	31,177.7	11,975.8	983.3
1987	3,838.3	19,105.8	16,257.6	16,488.5	32,746.1	2,516.1	1,652.4	1,657.6	9,818.3	9,628.2	7,800.2	33,072.8	12,670.4	1,192.6
1988	5,465.9	22,986.6	15,696.3	17,542.1	33,238.4	4,029.4	1,942.0	1,646.8	11,424.6	11,188.4	10,224.9	40,456.1	13,596.7	1,695.3
1987 III	3,900.0	19,404.0	15,599.2	15,193.2	30,792.4	2,490.0	1,698.8	1,701.2	9,948.4	9,727.2	7,878.0	33,443.6	12,699.2	1,292.4
IV	4,249.6	20,958.4	17,409.2	17,757.2	35,166.4	2,484.0	1,735.2	1,742.8	11,092.0	10,054.4	8,427.6	35,536.0	13,420.8	1,351.2
1988 I	5,262.8	21,936.4	15,420.0	19,598.0	35,018.0	4,302.4	1,854.0	1,726.4	10,870.8	10,945.6	9,979.6	39,678.8	13,324.0	1,400.0
II	5,530.4	22,932.4	15,242.8	17,383.6	32,626.4	4,108.4	1,714.0	1,530.4	11,535.6	11,067.2	10,196.0	40,151.6	13,345.6	1,743.6
III	5,388.0	23,035.6	15,564.4	16,246.4	31,810.8	3,859.6	2,052.4	1,668.0	11,395.6	10,980.8	10,215.6	40,172.0	13,610.0	1,807.2
IV	5,682.4	24,042.4	16,558.0	16,940.4	33,498.4	3,847.2	2,147.6	1,662.4	11,896.0	11,759.6	10,508.0	41,820.8	14,106.8	1,830.0
1989 I	5,874.4R	25,107.2R	16,646.8R	16,196.4R	32,843.2R	3,771.6R	2,035.2R	1,861.2R	12,401.6R	11,485.0R	10,790.8R	42,345.6R	14,669.2R	1,557.2R
II	6,060.8	24,715.2R	15,164.8R	16,899.2R	32,064.0R	3,902.8R	2,229.6R	1,864.4R	12,794.0R	11,869.6R	11,553.6R	44,214.0R	14,950.8R	2,124.0R
III	5,957.2R	24,706.4R	13,938.0R	16,926.4R	30,864.4R	2,646.4R	2,248.4R	1,999.6R	12,504.4R	11,553.6R	11,812.8R	42,765.2R	15,328.4R	1,918.8R

Commodity classification of merchandise exports: Price and volume, balance of payments basis
Répartition des exportations par catégorie de produits : Prix et volume sur la base de la balance des paiements

Seasonally adjusted at annual rates Données désaisonnalisées, chiffres annuels

Year and quarter Année ou trimestre		Food Produits alimentaires		Energy materials Produits énergétiques			Other (natural-resource) materials Autres produits (ressources naturelles)				Motor vehicles and parts Véhicules automobiles et pièces détachées		Other manufactured goods Autres produits manufacturés	Total Total
		Wheat Blé	Other farm and fish products Autres produits de l'agriculture et de la pêche	Crude petroleum Pétrole brut	Natural gas Gaz naturel	Other energy products Autres produits énergétiques	Lumber and sawmill products Bois d'oeuvre et sciages	Pulp and paper Pâtes et papiers	Other metals and minerals Autres métaux et minéraux	Chemicals and fertilizers Produits chimiques et engrais	U.S. É.-U.	Other Autres pays		
		B1301	B1302	B1303	B1304	B1305	B1306	B1307	B1308	B1309	B1310	B1311	B1312	B1300
Price 1981=100 Prix 1981=100	1979	75.8	87.2	57.5	53.1	70.9	113.5	76.3	79.4	77.7	80.9	81.1	85.0	82.3
	1980	93.2	92.4	90.1	87.9	87.6	102.2	90.8	100.3	89.4	90.6	90.9	92.5	94.7
	1981	100.0	100.0	100.0	100.0	100.0	100.0	100.0	100.0	100.0	100.0	100.0	100.0	100.0
	1982	92.5	100.3	84.2	106.0	106.4	97.7	96.7	91.0	99.3	108.9	109.5	105.8	100.6
	1983	91.0	97.0	77.5	96.9	107.3	112.1	88.4	92.7	96.6	113.3	113.0	106.1	100.2
	1984	93.2	102.8	79.8	90.3	109.2	111.5	105.9	92.9	99.8	120.2	119.4	102.7	104.1
	1985	93.5	103.2	80.9	75.4	104.4	114.7	106.6	91.3	98.8	129.7	125.9	100.7	104.6
	1986	76.5	100.5	42.5	58.0	84.8	125.0	110.4	94.3	92.5	134.8	126.4	103.7	101.5
	1987	62.2	103.9	51.3	44.9	76.2	132.8	122.3	97.4	92.6	133.5	127.5	96.9	99.7
	1988	91.0	108.4	37.2	40.4	68.6	123.0	134.3	106.1	92.9	129.5	129.3	92.6	98.9
	1986 III	73.0	99.1	37.7	55.5	79.7	125.1	110.1	95.1	88.7	133.5	124.8	104.4	100.6
	IV	67.2	97.1	39.0	49.1	74.1	126.8	117.4	95.4	91.1	138.8	127.8	103.3	100.7
	1987 I	61.4	103.5	45.4	45.7	73.8	129.5	118.2	92.1	88.4	134.6	126.5	100.5	99.5
	II	62.6	104.5	51.2	48.4	78.4	130.4	120.7	97.0	90.0	133.7	127.4	97.9	99.6
	III	58.0	103.8	55.8	43.8	78.1	135.0	124.1	99.0	93.5	132.7	128.2	95.6	99.8
	IV	66.6	103.7	52.0	42.4	74.9	135.6	126.1	100.9	98.3	132.8	127.7	94.1	100.2
	1988 I	76.9	107.4	40.2	42.7	71.8	125.9	130.8	102.8	89.5	132.2	131.5	91.8	98.2
	II	85.4	103.8	40.7	39.2	69.4	123.6	133.2	104.1	93.1	130.1	129.3	93.1	98.1
	III	104.6	111.7	35.8	38.5	68.9	120.9	136.0	107.8	94.7	128.3	125.0	91.5	98.9
	IV	105.4	110.9	31.8	41.6	64.4	121.2	137.3	109.9	94.7	127.8	133.1	93.6	99.8
	1989 I	104.6	110.5R	40.3	40.7	71.3R	123.9	139.9R	112.9	98.3R	128.4R	128.0R	94.4R	102.3R
	II	104.5	109.8R	48.1	37.3	73.9R	124.1	141.9R	108.0	101.6R	128.0	122.7	95.5R	101.6R
	III	95.9	103.7R	45.1R	38.2R	72.3R	123.9R	140.1R	102.8R	94.8R	127.6R	123.4R	95.5R	99.4R
		B1318	B1319	B1320	B1321	B1322	B1323	B1324	B1325	B1326	B1327	B1328	B1329	B1317
Volume (Millions of constant 1981 dollars) Volume (en millions de dollars de 1981)	1979	2,879	6,267	4,417	5,763	4,861	4,128	9,241	13,273	4,294	13,314	1,274	13,123	78,470
	1980	4,166	6,025	3,159	4,589	4,627	4,109	9,394	14,128	4,577	10,762	1,256	14,680	80,506
	1981	3,835	6,940	2,502	4,390	4,946	3,832	9,035	14,063	4,704	11,840	1,645	15,290	84,432
	1982	4,628	7,019	3,262	4,541	4,627	3,848	8,164	13,095	3,763	14,304	1,128	14,566	83,973
	1983	5,129	7,092	4,515	4,042	5,010	4,507	8,819	12,795	4,299	18,130	651	14,249	90,195
	1984	4,961	7,406	5,519	4,339	5,503	5,027	8,801	15,032	4,756	23,813	673	18,745	106,945
	1985	4,076	7,026	7,382	5,320	6,045	5,156	8,838	15,982	4,917	25,056	568	21,087	113,825
	1986	3,738	8,411	8,881	4,352	5,418	5,106	9,563	16,365	5,213	24,884	693	22,694	117,862
	1987	5,229	8,634	9,464	5,629	6,092	5,647	10,353	17,066	5,914	23,565	607	25,467	126,373
	1988	5,055	8,324	10,869	7,313	7,007	5,709	10,707	17,506	7,494	26,659	759	29,575	139,103
	1986 III	3,456	8,967	9,102	4,423	5,329	5,238	9,864	15,355	5,245	24,678	732	23,158	119,058
	IV	4,578	8,985	9,145	4,616	5,629	4,407	9,630	17,523	5,196	24,082	710	23,896	120,632
	1987 I	5,449	8,521	8,347	5,154	6,168	5,405	10,364	16,516	5,536	24,284	643	23,398	123,797
	II	5,357	8,692	10,096	5,117	5,635	5,284	10,160	16,342	6,216	22,737	609	24,383	123,239
	III	4,954	8,994	9,742	5,994	5,835	5,831	10,295	16,394	5,856	22,696	613	26,274	126,202
	IV	5,162	8,334	9,665	6,255	6,733	6,075	10,593	19,018	6,048	24,551	563	27,853	132,344
	1988 I	5,730	8,198	10,620	6,733	7,747	5,670	10,707	17,476	7,558	25,824	858	29,945	137,462
	II	6,187	8,677	11,430	7,602	6,902	5,775	10,620	17,329	7,866	27,016	884	29,262	141,425
	III	4,745	8,078	10,808	8,015	6,082	5,545	10,625	17,727	7,130	26,342	903	29,439	138,745
	IV	3,553	8,337	10,635	6,917	7,290	5,856	10,878	17,488	7,417	27,428	396	29,734	138,509
	1989 I	2,971	8,405R	10,154	6,520	6,868R	5,690	10,436R	17,922R	7,053R	26,846R	872R	30,057R	139,171R
	II	1,639	8,382R	9,950	8,545	6,180R	5,257	10,301R	18,933R	6,674R	26,670R	548R	30,951R	138,311R
	III	2,507R	8,999R	10,053R	8,532R	6,724R	5,748R	10,194R	18,755R	6,601R	26,137R	629R	29,900R	138,023R

Commodity classification of merchandise imports: Price and volume, balance of payments basis
Répartition des importations par catégorie de produits : Prix et volume sur la base de la balance des paiements

Seasonally adjusted at annual rates **Données désaisonnalisées, chiffres annuels**

Year and quarter **Année ou trimestre**		Food **Produits alimentaires**	Energy materials **Produits énergétiques**		Other (natural-resource) materials **Autres produits (ressources naturelles)**		Motor vehicles and parts **Véhicules automobiles et pièces détachées**		Other manufactured goods **Autres produits manufacturés**		Total **Total**
			Crude petroleum **Pétrole brut**	Other energy products **Autres produits énergétiques**	Construction materials **Matériaux de construction**	Industrial materials **Matières industrielles**	U.S. **É.-U.**	Other **Autres**	Machinery and equipment **Machinerie et équipement**	Other consumer goods **Autres biens de consommation**	
		B1351	B1352	B1353	B1354	B1355	B1356	B1357	B1358	B1359	B1350
Price 1981=100 **Prix 1981=100**	1979	87.5	50.0	75.2	92.1	81.3	74.0	70.6	82.6	79.5	91.6
	1980	95.7	83.5	84.2	95.3	98.3	82.5	85.4	90.0	91.6	96.8
	1981	100.0	100.0	100.0	100.0	100.0	100.0	100.0	100.0	100.0	100.0
	1982	96.6	96.1	107.4	101.0	99.9	108.4	104.7	107.0	103.5	103.6
	1983	94.5	86.6	103.7	99.6	99.7	110.8	108.8	101.1	104.9	102.2
	1984	101.8	87.1	106.9	106.5	105.2	116.6	117.7	101.5	113.9	106.9
	1985	99.2	89.8	109.7	107.6	102.6	122.5	122.0	102.0	118.2	108.7
	1986	104.9	50.8	85.9	114.0	105.2	126.8	131.2	101.1	126.6	108.4
	1987	104.8	57.3	80.8	113.8	104.9	125.3	130.9	89.5	127.5	103.7
	1988	105.8	45.0	73.2	119.6	110.2	121.0	131.6	85.2	127.4	100.5
	1986 III	106.8	39.0	73.2	115.1	105.0	127.8	132.8	102.3	127.1	108.0
	IV	103.1	45.5	79.1	117.0	105.3	127.0	132.3	98.3	127.3	106.8
	1987 I	102.7	56.1	77.2	114.8	103.4	124.9	129.2	93.6	125.8	104.7
	II	104.5	57.7	80.3	115.2	103.9	125.1	130.8	90.5	126.3	104.0
	III	104.8	58.3	83.6	116.0	105.8	126.5	131.7	88.0	128.9	103.2
	IV	107.1	57.1	81.8	109.8	106.2	124.8	132.0	86.6	128.8	102.9
	1988 I	101.8	49.2	78.8	117.3	108.7	122.0	131.8	87.9	125.9	101.9
	II	104.2	48.7	80.0	118.3	110.1	120.4	134.2	85.3	127.6	100.5
	III	108.4	43.6	71.5	119.1	110.4	120.1	129.4	84.3	128.0	99.9
	IV	108.9	38.0	66.1	124.2	111.4	121.5	131.4	83.7	127.9	99.8
	1989 I	104.6	45.9	69.3	121.7R	113.7R	122.8	136.1	81.4	126.0	99.2
	II	104.3	54.4	76.1R	116.0	111.9	121.7	135.7	82.5	128.7	99.4R
	III	106.2R	50.0R	72.7R	115.4R	109.5	120.6R	134.0R	79.9R	127.9	97.5R
		B1364	B1365	B1366	B1367	B1368	B1369	B1370	B1371	B1372	B1363
Volume (Millions of constant 1981 dollars) **Volume (En millions de dollars de 1981)**	1979	5,801	9,022	1,665	1,357	14,730	18,613	1,591	20,176	7,740	66,748
	1980	5,928	8,270	1,783	1,309	13,873	14,203	1,877	21,545	7,396	70,113
	1981	6,167	7,976	1,716	1,442	14,434	13,636	2,099	22,609	7,664	77,140
	1982	5,923	5,142	1,672	1,050	11,900	11,719	1,849	18,409	7,117	64,419
	1983	6,183	3,773	1,826	1,347	13,429	14,845	2,111	20,598	7,960	71,525
	1984	6,786	3,884	2,572	1,440	14,927	19,301	2,722	26,018	8,942	85,587
	1985	6,912	4,175	2,369	1,588	17,032	21,735	3,665	27,536	8,805	94,452
	1986	7,253	5,347	2,756	1,697	17,317	21,770	4,198	30,823	9,458	101,549
	1987	7,496	6,016	3,052	1,942	18,216	21,509	4,427	36,952	9,938	110,672
	1988	7,564	6,616	3,004	1,949	20,853	22,704	4,380	47,471	10,676	126,851
	1986 III	7,193	5,747	3,147	1,703	17,011	21,648	4,412	30,776	9,733	102,214
	IV	7,792	5,228	2,774	1,728	17,649	20,617	4,312	33,144	9,518	103,730
	1987 I	7,620	5,862	2,771	1,832	17,250	21,332	4,693	33,651	9,826	105,722
	II	7,471	5,671	2,830	1,855	17,546	21,798	3,861	35,123	9,660	106,962
	III	7,288	6,343	2,913	1,967	18,344	19,425	4,720	38,012	9,850	110,162
	IV	7,606	6,184	3,694	2,115	19,727	23,480	4,437	41,021	10,416	119,970
	1988 I	7,622	6,636	2,547	1,989	20,175	23,874	4,469	45,123	10,584	124,362
	II	7,598	7,134	2,552	2,044	20,820	22,630	4,011	47,090	10,462	126,020
	III	7,452	6,311	3,320	1,939	20,867	21,984	4,187	47,653	10,632	126,076
	IV	7,584	6,362	3,595	1,824	21,574	22,333	4,850	49,961	11,034	130,880
	1989 I	8,087R	7,040R	3,474	2,031	22,074	22,137R	4,153	52,015R	11,638R	134,168R
	II	8,382R	7,686R	3,576R	2,229R	22,092R	21,640R	4,219R	53,571R	11,618R	137,118R
	III	8,144R	7,353R	3,564R	2,224R	22,565R	20,919R	4,201R	53,527R	11,982R	136,480R

Notes to the tables

Cansim–Databank identification numbers

Many of the time series published in the Review are available from Statistics Canada in machine-readable form, for use on computers, or in print-outs. Each time series of annual, quarterly, monthly or weekly data on the Cansim system (Canadian Socio-Economic Information Management) has an identification number. Series maintained by Statistics Canada have D or L prefixes (e.g. D1432), those maintained by the Bank of Canada have a B prefix (e.g. B318) and those maintained by Canada Mortgage and Housing Corporation have a H prefix (e.g. H48). The identification number is given as a reference at the top of each column of data and refers to the series of weekly, monthly or quarterly data in that column. Where the frequency of a series as it is available on Cansim is different from that shown in the table or where a combination of quarterly and monthly data is shown in the table, the frequency of the Cansim series is indicated by a superscript M if monthly or by a superscript Q if quarterly. Current and revised data are entered into Cansim immediately on release.

Weekly series

The tables in the Review do not cover a full year of weekly data. For all Wednesday series, in the event a holiday falls on a Wednesday, data for the preceding business day will be shown. Figures for weekly series for which the Bank of Canada is the source are available on request to the Department of Monetary and Financial Analysis, Bank of Canada, Ottawa K1A 0G9.

Notes to the tables

The reference notes to the statistical tables in the Review, which prior to 1981 were included in each monthly issue, are now printed under a separate cover. The separate section of notes will be updated and reprinted as necessary. Additional copies of the explanatory notes may be obtained by writing to the Bank of Canada Review, Public Information Division, Secretary's Department, Bank of Canada, Ottawa K1A 0G9. The latest note supplement is dated January 1989.

This section of the monthly Review will include only revisions to the notes as may be required to keep them current for users of the statistical tables, as well as the reference notes pertaining to tables that are published only occasionally in the Review.

Notes relatives aux tableaux

Cansim – Numéros de référence des séries de Databank

Nombre des séries chronologiques publiées dans la Revue peuvent être obtenues de Statistique Canada sous une forme directement exploitable par ordinateur ou sous la forme d'imprimés. Elles font partie intégrante du fichier Cansim[1], dont chaque série chronologique – annuelle, trimestrielle, mensuelle ou hebdomadaire – est identifiée par un numéro de référence. Les numéros des séries élaborées par Statistique Canada sont précédés de la lettre «D» ou «L» (par exemple : D1432), ceux des séries de la Banque du Canada, de la lettre «B» (par exemple : B318) et ceux de la Société canadienne d'hypothèques et de logement, de la lettre «H» (par exemple : H48). Dans nos tableaux, le numéro apparaît en tête de la colonne et identifie la série hebdomadaire, mensuelle ou trimestrielle qui figure dans la colonne; lorsque les fréquences de données figurant au fichier Cansim et dans un tableau de la Revue diffèrent ou que le tableau comporte à la fois une série mensuelle et une série trimestrielle, la fréquence de la série Cansim est indiquée par la lettre «M» si la série est mensuelle et par la lettre «Q» si elle est trimestrielle.

[1] Ce sigle est une abréviation de *Canadian Socio-Economic Information Management System* – Système canadien de traitement des données socio-économiques.

Séries hebdomadaires

Dans les tableaux de la Revue, les séries de données hebdomadaires ne couvrent pas une année entière. Lorsque le mercredi est un jour férié, les statistiques du mercredi sont établies à partir des données du jour ouvrable précédent. On pourra obtenir les données provenant de la Banque du Canada en s'adressant au département des Études monétaires et financières, Banque du Canada, Ottawa K1A 0G9.

Notes relatives aux tableaux

Les notes relatives aux tableaux de la Revue, qui jusqu'à la fin de 1981 étaient reproduites dans chaque livraison, sont désormais imprimées séparément. Elles seront mises à jour et publiées au besoin. Ceux qui désirent recevoir d'autres exemplaires des notes sont priés de s'adresser à la Revue de la Banque du Canada, Section de l'information, Secrétariat, Banque du Canada, Ottawa K1A 0G9. Le plus récent supplément a été produit en janvier 1989.

La présente section de la Revue ne contiendra que les mises à jour essentielles à l'interprétation des statistiques et les notes se rapportent aux tableaux publiés à des fréquences variables dans la Revue.

Bank of Canada

Banque du Canada

Board of Directors / Conseil d'administration

Governor / *Gouverneur*
John W. Crow

Senior Deputy Governor / *Premier sous-gouverneur*
Gordon G. Thiessen

Jalynn H. Bennett, Toronto, Ont.

Brian R. Heidecker, Coronation, Alta.

Frederick E. Hyndman*, Charlottetown, P.E.I.

Harold W. Lane, Q.C., Saskatoon, Sask.

Leslie M. Little*, Q.C., Vancouver, B.C.

James A. MacMurray, Saint John, N.B.

Nancy Orr-Gaucher, Westmount, Québec

Susan H. Patten, St John's, Nfld.

Ernest G. Penner, Steinbach, Man.

John F. Robinson*, London, Ont.

Guylaine Saucier*, Montréal, Qué.

Ex Officio / *Membre d'office*

Deputy Minister of Finance / *Sous-ministre des Finances*
Frederick W. Gorbet*

*Member of the Executive Committee / *Membre du Comité de direction

Officers / Direction et cadres

Governor / *Gouverneur*
John W. Crow

Senior Deputy Governor / *Premier sous-gouverneur*
Gordon G. Thiessen

Deputy Governors / *Sous-gouverneurs*
J. N. Ross Wilson
Bernard Bonin
Charles Freedman[1]
William R. White

Director of Administration / *Directeur administratif*
W. Albert McKay

Advisers / *Conseillers*
Jacques A. Bussières[2]
Serge Vachon
Frank Faure
Tim E. Noël
Alvin C. Lamb
W. Paul Jenkins
John E. H. Conder

Adviser & Secretary / *Conseillère et Secrétaire*
Louise Vaillancourt-Châtillon

Associate Advisers / *Conseillers associés*
John S. Roberts[3]
Jacques Clément

Auditor / *Vérificateur*
Janet Cosier

Comptroller & Chief Accountant / *Contrôleur et Chef de la Comptabilité*
Jean-Pierre Aubry

[1]On leave of absence as the Clifford Clark Visiting Economist at the Department of Finance
[1]Détaché au ministère des Finances en qualité d'économiste invité Clifford Clark
[2]On leave of absence as Governor of the Bank of Zambia
[2]Détaché à la Banque de Zambia en qualité de gouverneur
[3]On leave of absence as Interim General Manager of the Canadian Payments Association
[3]Détaché à l'Association canadienne des paiements en qualité de directeur général intérimaire

Securities Department

Chief:
V. O'Regan
Deputy Chief:
L. T. Requard
Chief, Market Analysis and Open Market Operations:
I. D. Clunie
Securities Adviser:
J. F. Dingle; P. E. Demerse; K. Clinton; S. L. Harris
Assistant Chief:
R. C. White; E. F. Timm
Securities Officer:
R. R. Hannah; J. W. Armstrong; D. L. Merrett; S. M. O'Connor; D. L. Howard
Senior Analyst:
F. M. Furlan; J. W. Kiff; C. R. C. Spencer
Canada Bills Program Manager:
R. T. Price
Manager, Canada Savings Bonds French Advertising:
J. A. L. G. Pichette
Supervisor, Trading Room:
G. C. Nowlan
Systems Coordinator:
B. R. Auger

TORONTO DIVISION
Chief:
D. R. Cameron
Assistant Chief:
P. G. Dattels
F. M. B. Brady

MONTREAL DIVISION
Chief:
J. Clément
Assistant Chief:
Z. A. Lalani
Securities Officer:
M. A. J. Charron

VANCOUVER REPRESENTATIVE:
L.-R. Lafleur

Research Department

Chief:
D. E. Rose
Deputy Chief:
J. G. Selody
Assistant Chief:
P. R. Fenton; R. Khemani
Research Officer:
H. H. Lau; G. Stuber; D. M. Laxton; S. W. Y. Ng; R. Roy; J. D. R. Dion; B. V. Cozier
Senior Analyst:
P. D. Gilbert

Department of Monetary and Financial Analysis

Chief:
J. A. P. Duguay
Deputy Chief:
R. B. Montador
Research Adviser:
C. A. Goodlet; D. J. Longworth
Assistant Chief:
E. P. Fine; P. P. Y. J. Muller
Research Officer:
F. Caramazza; J. Kuszczak; J. M. McDougall; W. N. Engert
Senior Analyst:
A. Daniel; R. H. Lange; K. T. McPhail; A. C. Crawford

Département des Valeurs

Chef :
V. O'Regan
Sous-chef :
L. T. Requard
Chef, Analyse des marchés financiers et Opérations d'open market :
I. D. Clunie
Conseillers en valeurs :
J. F. Dingle; P. E. Demerse; K. Clinton; S. L. Harris
Chefs adjoints :
R. C. White; E. F. Timm
Préposés aux valeurs :
R. R. Hannah; J. W. Armstrong; D. L. Merrett; S. M. O'Connor; D. L. Howard
Analystes principaux :
F. M. Furlan; J. W. Kiff; C. R. C. Spencer
Responsable du programme d'émission de bons du Canada :
R. T. Price
Responsable de la publicité française des obligations d'épargne du Canada :
J. A. L. G. Pichette
Surveillante, Salle d'arbitrage :
G. C. Nowlan
Coordonnateur de systèmes :
B. R. Auger

BUREAU DE TORONTO
Chef :
D. R. Cameron
Chefs adjoints :
P. G. Dattels
F. M. B. Brady

BUREAU DE MONTRÉAL
Chef :
J. Clément
Chef adjoint :
Z. A. Lalani
Préposée aux valeurs :
M. A. J. Charron

REPRÉSENTANT À VANCOUVER :
L.-R. Lafleur

Département des Recherches

Chef :
D. E. Rose
Sous-chef :
J. G. Selody
Chefs adjoints :
P. R. Fenton; R. Khemani
Chargés de recherches :
H. H. Lau; G. Stuber; D. M. Laxton; S. W. Y. Ng; R. Roy; J. D. R. Dion; B. V. Cozier
Analyste principal :
P. D. Gilbert

Département des Études monétaires et financières

Chef :
J. A. P. Duguay
Sous-chef :
R. B. Montador
Conseillers en recherches :
C. A. Goodlet; D. J. Longworth
Chefs adjoints :
E. P. Fine; P. P. Y. J. Muller
Chargés de recherches :
F. Caramazza; J. Kuszczak; J. M. McDougall; W. N. Engert
Analystes principaux :
A. Daniel; R. H. Lange; K. T. McPhail; A. C. Crawford

International Department

Chief:
D. R. Stephenson
Deputy Chief:
J. D. Murray
Senior Foreign Exchange Adviser, Toronto:
N. Close
Research Adviser:
B. P. J. O'Reilly
Manager, Foreign Exchange Operations:
J. R. G. Houle
Manager, Foreign Exchange Trading:
G. W. Pickering
Foreign Exchange Adviser, Montreal:
G. Hooja
Assistant Chief:
S. S. Poloz
Analytic Systems Officer:
D. J. S. Morgan
Research Officer:
R. J. G. R. Lafrance; J. E. Powell; S. C. Roger; M. L. A. Coté
Senior Analyst:
I. Vayid; B. González-Hermosillo
Senior Trader/Analyst
M. D. Stockfish

Department of Banking Operations

Chief:
D. G. M. Bennett
Special Adviser:
R. L. Flett
Deputy Chief:
W. R. Melbourn; G. B. May
Assistant Chief and Manager — Agency Operations
P. W. Cliffen
Assistant Chief:
R. A. J. Julien; P. Barr; G. Bilkes; J. P. McAvoy
Scientific Adviser:
J. Rolfe
Currency Research Adviser:
D. W. Adolph
Systems Research Adviser:
A. C. MacKenzie; L. T. Moncrieff; H. A. N. Janssen
Payments System Adviser:
J. P. Reain
Systems Research Officer:
C. H. Young
Banking Operations Officer:
J. Hughes; P. B. Lucas; W. T. Cook P. Matte; M. K. A. Sheahan

AGENCIES
HALIFAX
Agent:
R. E. Burgess
SAINT JOHN, N.B.
Agent:
K. T. McGill
MONTREAL
Agent:
J. G. M. Sabourin
Assistant Agent, Operations:
J. R. M. S. Poirier
Assistant Agent, Planning:
D. J. McDougall
OTTAWA
Agent:
R. Dupont
TORONTO
Agent and Banking Operations Adviser:
C. R. Tousaw
Deputy Agent:
W. H. Watson
Manager - Bond Processing and Client Services:
D. M. Fleck
Manager - Cash Processing and Banking Services:
H. S. Hooper
WINNIPEG
Agent:
A. H. Potter
REGINA
Agent:
G. L. Page
CALGARY
Agent and Regional Financial Representative:
A.G. Keith
Deputy Agent:
C.P. Desautels
VANCOUVER
Agent:
W. G. Percival

Département des Relations internationales

Chef :
D. R. Stephenson
Sous-chef :
J. D. Murray
Cambiste-conseil principal à Toronto :
N. Close
Conseillers en recherches :
B. P. J. O'Reilly
Directeur des opérations sur devises :
J. R. G. Houle
Arbitragiste principal :
G. W. Pickering
Cambiste-conseil à Montréal :
G. Hooja
Chef adjoint :
S. S. Poloz
Agent des systèmes d'analyse :
D. J. S. Morgan
Chargés de recherches :
R. J. G. R. Lafrance; J. E. Powell; S. C. Roger; M. L. A. Coté
Analyste principal :
I. Vayid; B. González-Hermosillo
Arbitragiste principal/analyste
M. D. Stockfish

Département des Opérations bancaires

Chef :
D. G. M. Bennett
Conseiller spécial :
R. L. Flett
Sous-chefs :
W. R. Melbourn; G. B. May
Chef adjoint et chef de service — Opérations des agences
P. W. Cliffen
Chefs adjoints :
R. A. J. Julien; P. Barr; G. Bilkes; J. P. McAvoy
Conseiller scientifique :
J. Rolfe
Conseiller en recherches sur la monnaie :
D. W. Adolph
Conseillers en recherches sur les systèmes :
A. C. MacKenzie; L. T. Moncrieff; H. A. N. Janssen
Conseiller en système de paiements :
J. P. Reain
Chargé de recherches sur les systèmes :
C. H. Young
Agents des opérations bancaires :
J. Hughes; P. B. Lucas; W. T. Cook; P. Matte; M. K. A. Sheahan

AGENCES
HALIFAX
Agent :
R. E. Burgess
SAINT JOHN, N.-B.
Agent :
K. T. McGill
MONTRÉAL
Agent :
J. G. M. Sabourin
Agent adjoint, Opérations :
J. R. M. S. Poirier
Agent adjoint, Planification :
D. J. McDougall
OTTAWA
Agent :
R. Dupont
TORONTO
Agent et Conseiller en opérations bancaires :
C.R. Tousaw
Sous-agent :
W. H. Watson
Chef de service - Traitement des obligations et services aux clients :
D. M. Fleck
Chef de service - Traitement des espèces et services bancaires :
H. S. Hooper
WINNIPEG
Agent :
A. H. Potter
REGINA
Agent :
G. L. Page
CALGARY
Agent et représentant financier régional :
A.G. Keith
Sous-agent :
C.P. Desautels
VANCOUVER
Agent :
W. G. Percival

Public Debt Department

Chief:
G. M. Pike
Deputy Chief:
B. J. D. M. Schwab
Senior Project Consultant:
H. F. McNeill
Assistant Chief:
E. A. McLean; G. J. Dobra;
M. B. T. Carroll; M. M. Riopelle
Public Debt Officer:
J. W. A. Galipeau; E. L. Young;
J. A. M. Couillard; E. J. Bernard;
T. I. Cogan; M. A. Calder;
B. Scherl; R. Dolomont;
C. P. McDowall

Personnel Department

Chief:
V. L. Bethell
Deputy Chief:
J. H. C. J.-B. Montambault
Senior Personnel Adviser:
P. E. C. Cloutier
Personnel Adviser:
K. D. McDonald
Assistant Chief:
F. E. Coleridge; M. J. Law;
R. R. Rensby
Adviser on Bilingualism:
M. H. Samuels
Employee Relations Adviser:
D. P. Larocque
Human Resource Planning and Management Development Adviser:
C. G. Leighton
Employment Equity Adviser:
J. D. Ormiston
Head, Training and Development:
M. N. J. Caron
Indirect Compensation Officer:
A. Johnston
Head, Health Services:
B. I. Copley
Head, Special Projects and Information Services:
S. V. Niven

Secretary's Department

Secretary:
L. Vaillancourt-Châtillon
General Counsel and Manager, Legal Services:
S. M. Lyman*
Assistant Secretary:
S. I. Balatti; W. J. Jussup;
J. E. King; G. J. R. Thériault
Records Manager:
D. G. Wilson
Chief Translator:
M. L. Y. Brousseau-Maréchal
Chief Librarian:
S. B. Bradley
Archivist:
S. J. Witty
Chief Curator and Head of Museum:
J. G. Esler
Senior Editor:
R. N. Purdue
Public Information Officer:
M. J. A. Woods
Special Assistant to the Governor:
G. W. Paulin
Solicitor:
R. A. Aronovitch

OFFICE OF THE DIRECTOR OF ADMINISTRATION
Manager:
B. M. Aiken

DEBT SYSTEMS
Program Co-ordinator:
J. M. McCormack
Public Debt Adviser:
E. Arsenault
Debt Systems Analyst:
S. A. Betts; E. R. Kingham;
J. D. Robinson

* On assignment from Department of Justice under Interchange Canada Program.

Département de la Dette publique

Chef :
G. M. Pike
Sous chef :
B. J. D. M. Schwab
Consultant principal chargé de projets :
H. F. McNeill
Chefs adjoints :
E. A. McLean; G. J. Dobra;
M. B. T. Carroll; M. M. Riopelle
Agents de la Dette publique :
J. W. A. Galipeau; E. L. Young;
J. A. M. Couillard; E. J. Bernard;
T. I. Cogan; M. A. Calder;
B. Scherl; R. Dolomont;
C. P. McDowall

Département du Personnel

Chef :
V. L. Bethell
Sous-chef :
J. H. C. J.-B. Montambault
Conseiller principal en gestion du personnel :
P. E. C. Cloutier
Conseiller en gestion du personnel :
K. D. McDonald
Chefs adjoints :
F. E. Coleridge; M. J. Law;
R. R. Rensby
Conseiller en bilinguisme :
M. H. Samuels
Conseillère en relations de travail :
D. P. Larocque
Conseillère en planification des ressources humaines et en perfectionnement en gestion :
C. G. Leighton
Conseillère en équité en matière d'emploi :
J. D. Ormiston
Chef de section – Formation et perfectionnement :
M. N. J. Caron
Agent aux avantages sociaux :
A. Johnston
Chef du Service de santé :
B. I. Copley
Chef de section – Projets spéciaux et services d'information :
S. V. Niven

Secrétariat

Secrétaire :
L. Vaillancourt-Châtillon
Conseiller juridique et chef de la Section des affaires juridiques :
S. M. Lyman*
Secrétaires adjoints :
S. I. Balatti; W. J. Jussup;
J. E. King; G. J. R. Thériault
Gestionnaire des documents :
D. G. Wilson
Traductrice en chef :
M. L. Y. Brousseau-Maréchal
Bibliothécaire en chef :
S. B. Bradley
Archiviste :
S. J. Witty
Conservateur en chef et directeur du Musée :
J. G. Esler
Rédacteur principal :
R. N. Purdue
Agent d'information :
M. J. A. Woods
Adjoint spécial du Gouverneur :
G. W. Paulin
Avocate
R. A. Aronovitch

BUREAU DU DIRECTEUR ADMINISTRATIF
Chef de service :
B. M. Aiken

SYSTÈMES DE LA DETTE
Coordonnateur de programmes :
J. M. McCormack
Conseiller à la Dette publique :
E. Arsenault
Analystes des systèmes de la dette :
S. A. Betts; E. R. Kingham;
J. D. Robinson

* Detaché du ministère de la Justice en vertu du Programme Échanges Canada.

Automation Services Department

Chief:
D. W. MacDonald
Assistant Chief:
F. J. B. Turner; B. A. Nichols; C. J. Hemstead; J. J. Otterspoor; J. M. McEwan
Automation Services Officer:
A. T. Finkelstein
Automation Services Manager:
B. V. Riff; M. C. M. Sabourin; C. H. Scott; G. B. Corrall; H. A. Klee; C. J. A. M. Saikaley; M. C. A. Tong; D. W. Walker; G. A. Hopps; J. M. F. A. Lemieux
Senior Project Manager:
J. M. Gabie; L. R. McEwen
Senior Project Leader:
J. A. D. Bourbonnais; J. G. Hare; S. S. Law; J. Lindsey; S. Tennenhouse; J. G. Burchell; J. E. M. Cléroux; J. S. Garbuio; D. M. MacCara; S. M. Webber; D. R. Chandonnet

Department of Premises Management

Chief:
C. J. Stephenson
Deputy Chief:
K. W. Kaine
Building Consultant:
A. J. Connidis
Assistant Chief:
D. G. Suggitt
Assistant Chief, Building Services:
J. R. Lines
Financial and Systems Adviser:
J. A. Nason
Head, Protective Services Division:
J. H. Carroll
Building Project Officer:
D. Czop
Manager, Building Services:
I. G. Price
Manager, Materials Management:
R. D. Hepplewhite
Building Manager, Ottawa:
J. R. G. Saumure
Manager, Budget and Administration:
D. L. Whitman

Comptroller's Department

Comptroller and Chief Accountant:
J.-P. Aubry
Deputy Comptroller:
F. J. Mahoney
Assistant Comptroller:
J. W. Thomson; N. J. Pearson
Financial Systems Officer:
R. M. J. O'Brien
Payments Officer:
J. A. F. Payer
Financial Analysis Officer
G. T. Gaetz
Accounting Officer:
W. D. Sinclair
Budget Officer:
J. M. R. Dumas
Senior Financial Analyst:
E. V. MacKinnon

Audit Department

Auditor:
J. Cosier
Deputy Auditor:
P. W. Koppe
Assistant Auditor:
G. R. Stockford; D. N. Sullivan
Audit Officer:
D. F. Day

(Effective 2 January 1990)

Département de l'Automatisation

Chef :
D. W. MacDonald
Chefs adjoints :
F. J. B. Turner; B. A. Nichols; C. J. Hemstead; J. J. Otterspoor; J. M. McEwan
Agent des services d'automatisation :
A. T. Finkelstein
Chefs de service :
B. V. Riff; M. C. M. Sabourin; C. H. Scott; G. B. Corrall; H. A. Klee; C. J. A. M. Saikaley; M. C. A. Tong; D. W. Walker; G. A. Hopps; J. M. F. A. Lemieux
Chef de projets :
J. M. Gabie; L. R. McEwen
Chefs principaux de projets :
J. A. D. Bourbonnais; J. G. Hare; S. S. Law; J. Lindsey; S. Tennenhouse; J. G. Burchell; J. E. M. Cléroux; J. S. Garbuio; D. M. MacCara; S. M. Webber; D. R. Chandonnet

Département de la Gestion des immeubles

Chef :
C. J. Stephenson
Sous-chef :
K. W. Kaine
Expert-conseil en immeubles :
A. J. Connidis
Chef adjoint :
D. G. Suggitt
Chef adjoint, Immeubles :
J. R. Lines
Conseiller en finances et en systèmes :
J. A. Nason
Chef, Section des services de protection :
J. H. Carroll
Agent de projets de construction :
D. Czop
Chef du Service des immeubles :
I. G. Price
Chef du Service de la gestion du matériel :
R. D. Hepplewhite
Responsable de l'immeuble, Ottawa :
J. R. G. Saumure
Chef du Service du budget et de l'administration :
D. L. Whitman

Département de Contrôle

Contrôleur et Chef de la comptabilité :
J.-P. Aubry
Sous-Contrôleur :
F. J. Mahoney
Contrôleur adjoint :
J. W. Thomson; N. J. Pearson
Agent des systèmes financiers :
R. M. J. O'Brien
Agent des paiements :
J. A. F. Payer
Agent de l'analyse financière :
G. T. Gaetz
Agent de la comptabilité :
W. D. Sinclair
Agent au budget :
J. M. R. Dumas
Analyste financier principal :
E. V. MacKinnon

Département de la Vérification

Vérificateur :
J. Cosier
Sous-vérificateur :
P. W. Koppe
Vérificateurs adjoints :
G. R. Stockford; D. N. Sullivan
Agent de la vérification :
D. F. Day

(Au 2 janvier 1990)

Articles and speeches

June 1989 to December 1989

June	Developments since the early 1970s in energy and energy trade for Canada
July	Buy-back techniques in the conduct of monetary policy
	Remarks by John W. Crow, Edmonton, 27 June 1989
	Minutes of Bank of Canada Board of Directors' meeting
August	Regulatory, monetary and legal issues of evolving clearing and payments systems: Remarks by Charles Freedman, Deputy Governor
	Minutes of Bank of Canada Board of Directors' meeting
September	Economic developments in Canada in the first half of 1989
	Remarks by John W. Crow, Jackson Hole, Wyoming, 1 September 1989
	Record of press releases
October	Survey of the Canadian foreign exchange market
	Developments in credit markets in the first half of 1989
November	Real wages in Canada: An analysis of recent trends
	Technical note: Revisions to capacity utilization rates
	Minutes of Bank of Canada Board of Directors' meeting
December	Technical note: The demand for M2 and M2+ in Canada
	Targeting monetary policy: Remarks by John W. Crow, Montreal, 2 December 1989
	Remarks by John W. Crow to the Winnipeg Chamber of Commerce, 14 December 1989
	Minutes of Bank of Canada Board of Directors' meeting
	Record of press releases
	Erratum: Survey of the Canadian foreign exchange market
	Index of articles, speeches, Board minutes, press releases and summaries of staff studies. January 1989 to December 1989

Articles et discours

De juin 1989 à décembre 1989

Juin	L'évolution énergétique et les échanges extérieurs d'énergie du Canada à partir du début des années 70
Juillet	Les opérations de vente à réméré dans la conduite de la politique monétaire
	Allocution prononcée par John W. Crow à Edmonton le 27 juin 1989
	Procès-verbaux des réunions du conseil d'administration de la Banque du Canada
Août	Problèmes d'ordre réglementaire, monétaire et juridique posés par l'évolution des systèmes de compensation et de règlement : Allocution prononcée par Charles Freedman, sous-gouverneur
	Procès-verbaux des réunions du conseil d'administration de la Banque du Canada
Septembre	L'évolution économique au Canada au premier semestre de 1989
	Allocution prononcée par John W. Crow, Jackson Hole, Wyoming, le 1er septembre 1989
	Communiqués reproduits à titre documentaire
Octobre	Enquête sur le marché des changes au Canada
	L'évolution du marché du crédit au premier semestre de 1989
Novembre	Analyse des tendances récentes du salaire réel au Canada
	Note technique : Révisions des taux d'utilisation des capacités
	Procès-verbaux des réunions du conseil d'administration de la Banque du Canada
Décembre	Note technique : la demande de M2 et de M2+ au Canada
	Le rôle de la politique monétaire : Allocution prononcée par John W. Crow, Montréal, le 2 décembre 1989
	Allocution prononcée par John W. Crow à la Chambre de commerce de Winnipeg, le 14 décembre 1989
	Procès-verbaux des réunions du conseil d'administration de la Banque du Canada
	Communiqués reproduits à titre documentaire
	Erratum : Enquête sur le marché des changes au Canada
	Index des articles, discours, procès-verbaux du conseil d'administration, communiqués de presse et sommaires des travaux de recherche. De janvier 1989 à décembre 1989.

Bank of Canada publications

Publications de la Banque du Canada

Annual Report of the Governor
Published in March each year

Rapport annuel du Gouverneur
Paraît chaque année en mars

Bank of Canada Review
Published monthly

Revue de la Banque du Canada
Paraît mensuellement

Weekly Financial Statistics
Published each Friday

Bulletin hebdomadaire de statistiques financières
Paraît tous les vendredis

Summary of Government of Canada Direct and Guaranteed Securities and Loans
Published annually

Résumé des titres et emprunts émis ou garantis par le Gouvernement du Canada
Paraît annuellement

Bilingualism in the Bank of Canada
February 1989

Le bilinguisme à la Banque du Canada
Février 1989

Proceedings of the Fifth Pacific Basin Central Bank Economists' Conference, "Supply-side shocks, the balance of payments and monetary policy"
Vancouver, 1981
Published September 1982

Proceedings of the Fifth Pacific Basin Central Bank Economists' Conference «Supply-side shocks, the balance of payments and monetary policy»
Vancouver, 1981
Publié en septembre 1982

A study of the efficiency of foreign exchange markets
David Longworth, Paul Boothe, Kevin Clinton
Published October 1983

L'efficience des marchés des changes
David Longworth, Paul Boothe, Kevin Clinton
Publié en octobre 1983

International asset substitutability: Theory and evidence for Canada
Paul Boothe, Kevin Clinton, Agathe Côté, David Longworth
Published February 1985

Substituabilité internationale des actifs : Théorie et vérification empirique au Canada
Paul Boothe, Kevin Clinton, Agathe Côté, David Longworth
Publié en février 1985

The Submission of the Bank of Canada to the Commission of Inquiry on Certain Banking Operations (Estey Commission)
Published May 1986

Mémoire présenté par la Banque du Canada à la Commission d'enquête sur certaines opérations bancaires (la Commission Estey)
Publié en mai 1986

The micro-version of the SAM model and simulator
Published October 1986

Manuel d'utilisation du modèle SAM et Simulateur des séries chronologiques (TSS)
Publié en décembre 1987

The French language version of the SAM model and simulator
Published January 1988

Version française des documents relatifs au modèle SAM exploitable sur micro-ordinateur et au simulateur des séries chronologiques (TSS)
Publié en janvier 1988

Technical Reports (listed overleaf)

Rapports techniques (voir la liste aux pages suivantes)

Working Papers

Documents de travail

Technical Reports are published in the original language only, with an abstract in both official languages. Single copies of these publications may be obtained without charge by writing to: Public Information Division, Secretary's Department, Bank of Canada, Ottawa K1A 0G9. Consult the December 1982 issue of the Review for a list of the Staff Research Studies and Technical Reports published before 1980.

Les rapports techniques sont publiés seulement dans la langue utilisée par les auteurs; ils sont cependant précédés d'un résumé bilingue. On peut obtenir gratuitement un exemplaire de ces publications en s'adressant à la Section de l'information, Secrétariat, Banque du Canada, Ottawa K1A 0G9. Pour obtenir la liste des travaux de recherche et des rapports techniques publiés avant 1980, veuillez consulter le numéro de décembre 1982 de la Revue.

Technical Reports

18 Simulation analysis of a model based on the life-cycle hypothesis (1980)
Jean-Pierre Aubry and Diane Fleurent
19 The process of wage determination: A survey of some recent work (1979)
Daryl L. Merrett
20 Some aspects of the Canadian experience with flexible exchange rates in the 1970s (1980)
Charles Freedman and David Longworth
21 Two Canadian investment outlook surveys: An overview and a review (1980)
Brian O'Reilly
22 Building a small macro-model for simulation: Some issues (1980)
Paul R. Masson, David E. Rose and Jack G. Selody
23 The productivity-inflation nexus in Canada 1963–1979 (1981)
J. Peter Jarrett and Jack G. Selody
24 Economic projections and econometric modelling: Recent developments at the Bank of Canada (1981)
Heather Robertson and Michael McDougall
25 The equations of RDXF, September 1980 version (1982)
Heather Robertson and Michael McDougall
26 The structure and dynamics of RDXF, September 1980 version (1982)
Heather Robertson and Michael McDougall
27 Monetary aggregates as targets: Some theoretical aspects (1981)
Charles Freedman
28 A comparison of alternative methods of monetary aggregation: Some preliminary evidence (1981)
Jon P. Cockerline and John D. Murray
29 Investment: A survey of models with some implications for the effects of monetary policy (1981)
Francis Scotland
30 The leading indicator properties of surveyed consumer attitudes and buying intentions (1982)
Bruce Rayfuse
31 The economic significance of aspects of Canada's international payments (1982)
Kevin Clinton and David Longworth
32 The saving-investment approach to the current account (1982)
John T. Cuddington
33 An econometric model of the steel trade (1982)
Richard Dion

Rapports techniques

18 Simulation analysis of a model based on the life-cycle hypothesis (1980)
Jean-Pierre Aubry et Diane Fleurent
19 The process of wage determination: A survey of some recent work (1979)
Daryl L. Merrett
20 Some aspects of the Canadian experience with flexible exchange rates in the 1970s (1980)
Charles Freedman et David Longworth
21 Two Canadian investment outlook surveys: An overview and a review (1980)
Brian O'Reilly
22 Building a small macro-model for simulation: Some issues (1980)
Paul R. Masson, David E. Rose et Jack G. Selody
23 The productivity-inflation nexus in Canada 1963–1979 (1981)
J. Peter Jarrett et Jack G. Selody
24 Economic projections and econometric modelling: Recent developments at the Bank of Canada (1981)
Heather Robertson et Michael McDougall
25 The equations of RDXF, September 1980 version (1982)
Heather Robertson et Michael McDougall
26 The structure and dynamics of RDXF, Septembre 1980 version (1982)
Heather Robertson et Michael McDougall
27 Monetary aggregates as targets: Some theoretical aspects (1981)
Charles Freedman
28 A comparison of alternative methods of monetary aggregation: Some preliminary evidence (1981)
Jon P. Cockerline et John D. Murray
29 Investment: A survey of models with some implications for the effects of monetary policy (1981)
Francis Scotland
30 The leading indicator properties of surveyed consumer attitudes and buying intentions (1982)
Bruce Rayfuse
31 The economic significance of aspects of Canada's international payments (1982)
Kevin Clinton et David Longworth
32 The saving-investment approach to the current account (1982)
John T. Cuddington
33 An econometric model of the steel trade (1982)
Richard Dion

34 Modelling government fiscal behaviour in Canada (1983)
Jack G. Selody and Kevin G. Lynch
35 Asset stocks and the use of monetary and fiscal policies to reduce inflation (1983)
Paul Masson
36 La non-neutralité du mode de financement du gouvernement (1983)
Paul Masson
37 The investment supply response of traded-goods industries (1983)
Paul Boothe
38 Responses of various econometric models to selected policy shocks (1983)
Brian O'Reilly, Graydon Paulin and Philip Smith
39 The inflation-adjusted rate of return on corporate debt and equity: 1966–1980 (1984)
Stuart C. Gilson
40 The structure of the Small Annual Model (SAM) (1985)
David E. Rose and Jack G. Selody
41 An integrated model of the portfolio behaviour of the Canadian household sector: 1968–1983 (1986)
Stephen S. Poloz
42 A comparison of alternative monetary policy regimes in a small dynamic open-economy simulation model (1986)
David J. Longworth and Stephen S. Poloz
43 The slowdown in productivity growth in the 1975-83 period: A survey of possible explanations (1986)
Gerald Stuber
44 International capital mobility and asset substitutability: Some theory and evidence on recent structural changes (1986)
Francesco Caramazza, Kevin Clinton, Agathe Côté and David Longworth
45 Regulation of financial institutions — A functional analysis (1987)
John Chant
46 A VAR analysis of economic interdependence: Canada, the United States, and the rest of the world (1987)
John Kuszczak and John D. Murray
47 Les effets macro-économiques des déficits budgétaires : résultats d'un modèle de simulation (1987)
Pierre Duguay and Yves Rabeau
48 An analysis of the information content of alternative monetary aggregates (1988)
Doug Hostland, Stephen Poloz and Paul Storer
49 An analysis of the information content of alternative credit aggregates (1988)
Leslie Milton
50 The NAIRU in Canada: Concepts, determinants and estimates (1988)
David E. Rose
51 Regional disparities in wage and unemployment rates in Canada: A review of some issues (1989)
Kathleen Day

34 Modelling government fiscal behaviour in Canada (1983)
Jack G. Selody et Kevin G. Lynch
35 Asset stocks and the use of monetary and fiscal policies to reduce inflation (1983)
Paul Masson
36 La non-neutralité du mode de financement du gouvernement (1983)
Paul Masson
37 The investment supply response of traded-goods industries (1983)
Paul Boothe
38 Responses of various econometric models to selected policy shocks (1983)
Brian O'Reilly, Graydon Paulin et Philip Smith
39 The inflation-adjusted rate of return on corporate debt and equity: 1966–1980 (1984)
Stuart C. Gilson
40 La structure du modèle SAM (1985)
David E. Rose et Jack G. Selody
41 An integrated model of the portfolio behaviour of the Canadian household sector: 1968–1983 (1986)
Stephen S. Poloz
42 A comparison of alternative monetary policy regimes in a small dynamic open-economy simulation model (1986)
David J. Longworth et Stephen S. Poloz
43 The slowdown in productivity growth in the 1975-83 period: A survey of possible explanations (1986)
Gerald Stuber
44 International capital mobility and asset substitutability: Some theory and evidence on recent structural changes (1986)
Francesco Caramazza, Kevin Clinton, Agathe Côté et David Longworth
45 Regulation of financial institutions — A functional analysis (1987)
John Chant
46 A VAR analysis of economic interdependence: Canada, the United States, and the rest of the world (1987)
John Kuszczak et John D. Murray
47 Les effets macro-économiques des déficits budgétaires : résultats d'un modèle de simulation (1987)
Pierre Duguay et Yves Rabeau
48 An analysis of the information content of alternative monetary aggregates (1988)
Doug Hostland, Stephen Poloz and Paul Storer
49 An analysis of the information content of alternative credit aggregates (1988)
Leslie Milton
50 Le TCNA au Canada : Les concepts, les déterminants et les estimations (1988)
David E. Rose
51 Regional disparities in wage and unemployment rates in Canada: A review of some issues (1989)
Kathleen Day

Subject index

to the statistical series by table number. † indicates seasonally adjusted data.

Acceptances (see Bankers' aceeptances)
Appropriations for contingencies, chartered banks C4
Assets and liabilities
  Bank of Canada B1 B2
  Chartered banks C1 C2 C3 C4 C9†
  Credit unions and caisses populaires D3
  Mortgage loan companies associated with chartered banks D2
  Sales finance and consumer loan companies D4
  Trust and mortgage loan companies D1
Automobiles (see Passenger cars)

Balance of international payments A1 J1 J2† J3
Bankers' acceptances C2 C3 C4
  Investment dealers' holdings D6
  New issues F5 F6
  Outstanding F3
  Rate F1
Bank of Canada
  Advances to members of Canadian Payments Association B1 B2 C4 F2
  Assets and liabilities B1 B2
  Holdings of Government of Canada securities B1 B2 G4 G5
Bank Rate F1 F2
Bonds
  New issues and retirements F5 G2
    Placed in Canada F6
    Placed abroad F7
  Corporate F10 F11
  Government of Canada F8 G2
  Provincial, municipal F8 F9
  Outstanding G4 G5 G6 G7
  Prices and yields A1 F1
Budgetary deficit or surplus, Government of Canada G1
Building permits H13†
Business credit E1†
Business loans, chartered banks C1 C5 C7 C8 C9†

Call and short loans, chartered banks C1 C3 C5 C11
Caisses populaires D3
Canada Savings Bonds
  Chartered bank loans for purchase of CSBs C1 C3
  Holdings of general public G1 G4 G5 G6 G7
  Net new issues F6
Canadian Payments Association
  Bank of Canada advances to B1 B2 F2
  Deposits with Bank of Canada B1 B2
Capacity utilization rates H6
Capital account, balance of payments J1 J3
Cash reserves, chartered banks C10
Certificates of deposit rate, U.S. F1
Chartered banks
  Assets A1 C1 C3 C5 C9†
  Cash reserves C10
  Deposits with Bank of Canada B1 B2 C1
  Foreign currency assets, liabilities C11 C12 C13
  Liabilities C2 C4 C6 C9†
  Liquid assets and ratios C1
  Loans, non-mortgage
    Authorization limits C5 C7
    Foreign currency C7 C8 C11
    Type and sector C8
  Regional distribution, assets C5
  Regional distribution, liabilities C6
Closed-end funds D8
Commercial paper (see Corporate paper)
Commercial paper rate, U.S. F1
Construction H2† H3† H4† H5† H6† H9 H10† H13†
Consumer credit A1 E1† E2†
Consumer price index A1 H11
Corporate bonds
  Issues and retirements F10 F11
  Yields F1
Corporate paper
  New issues, net F5 F6 F7
  Outstanding F3
  Rate F1

Index des sujets

Les numéros figurant après les sujets sont ceux des tableaux. Le signe † indique que les données sont désaisonnalisées.

Acceptations bancaires C2 C3 C4
  Courtiers en valeurs mobilières D6
  Émissions F5 F6
  Encours F3
  Taux F1
Accords salariaux H12
Actif et passif
  Banque du Canada B1 B2
  Banques à charte C1 C2 C3 C4 C9†
  Credit unions et caisses populaires D3
  Sociétés de fiducie ou de prêt hypothécaire D1
  Sociétés de financement ou de prêt à la consommation D4
  Sociétés de prêt hypothécaire liées aux banques à charte D2
Actions
  Bourse F4
  Émissions F5 F6 F7 F10 F11
  Taux de capitalisation des bénéfices F4
  Taux de rendement F4
Agrégats monétaires (M1,M1A,M2,M3) A1 E1†
Association canadienne des paiements
  Avances de la Banque du Canada B1 B2 F2
  Dépôts à la Banque du Canada B1 B2
Automobiles (voir voitures particulières)
Avoirs canadiens des non-résidents, variation J3
Avoirs et engagements en monnaies étrangères
  Banque du Canada B1 B2
  Banques à charte C1 C2 C3 C4 C11
    Avoirs et engagements comptabilisés au Canada C12
    Avoirs et engagements en dollars É.-U. comptabilisés au Canada C13
Avoirs liquides, banques à charte C1 C3 C9†

Balance commerciale A1 J1 J2† J4† J5†
Balance des capitaux, balance des paiements J1 J3
Balance des paiements A1 J1 J2† J3
Banque du Canada
  Actif et passif B1 B2
  Avances aux membres de l'Association canadienne des paiements B1 B2 C4 F2
  Titres du gouvernement canadien B1 B2 G4 G5

Banques à charte
  Actif A1 C1 C3 C5 C9†
  Avoirs et engagements en monnaies étrangères C11 C12 C13
  Avoirs liquides et ratios C1
  Dépôts à la Banque du Canada B1 B2 C1
  Passif C2 C4 C6 C9†
  Prêts non hypothécaires
    En monnaies étrangères C7 C8 C11
    Plafond des crédits autorisés C5 C7
    Types et secteurs C8
  Répartition régionale de l'actif C5
  Répartition régionale du passif C6
  Réserves-encaisse C10
Bénéfices A1 H2† H12†
Besoins de trésorerie, gouvernement canadien G1
Biens durables
  Consommation des ménages H2† H3†
  Prix H4† H11
  Production H5†
Billets en circulation B1 B2
Bons du Trésor du gouvernement canadien
  Échéance G6
  Émissions F2 F5 F6
  Encours F2 F3 G4
  Répartition des portefeuilles G4
    Banque du Canada B1 B2
    Banques à charte C1 C3 C10
    Autres D5 D6 D7 D8 G7
  Taux de rendement A1 F1 F2
Bourse F4
Bourse, É.-U. F4

Caisses populaires D3
Cartes de crédit des banques à charte, soldes C8
Chômage A1 H7† H8†
Coefficient d'avoirs liquides, banques à charte A1 C1
Commerce de détail A1 H13†
Commerce extérieur (voirs Exportations et Importations)
Compagnies d'assurance-vie, opérations d'investissement D5

Corporate profits A1 H2†
Credit card balances of chartered banks C8
Credit measures E1†
Credit unions D3
Currency outside banks E1†
Current account, balance of payments A1 J1 J2†

Daily interest deposits C2 C6
Day-to-day loans C1 C3 C5 C10
Rate F2
Debentures of banks C2 C4 C6
Demand deposits C2 C4 C6 C9†
Demand loans C7
Demographic statistics H1
Deposit rates, chartered banks F1
Discount rate, U.S. F1
Domestic demand, excluding inventories A1 H2† H3† H4†
Domestic product, gross A1 H5†
Durables
Personal expenditures H2† H3†
Prices H4† H11
Production H5†

Earnings, manufacturing H12
Employment A1 H7† H8† H9
Equities
New issues F5 F6 F7 F10 F11
Price/earnings ratio F4
Stock market F4
Yields F4
Euro-dollar rates F1
Excess reserves, chartered banks C10
Exchange rates A1 I1
Exports A1 J2† J4†
Commodity classification J6† J8†
Geographic classification J4†
National accounts H2† H3† H4†
Prices and volumes J5† J8†

Factored receivables C8
Farm income H2† H13
Farm inventories H2†
Federal funds rate, U.S. F1
Finance company paper (see Corporate paper)
Finance and consumer loan companies (see Sales finance and consumer loan companies)
Financing requirement, federal G1
Fiscal position, federal G1
Foreign currency assets and liabilities
Bank of Canada B1 B2
Chartered banks C1 C2 C3 C4 C11
Total booked in Canada C12
U.S. dollar booked in Canada C13

Foreign exchange reserves (see Official international reserves)
Forward premium or discount, U.S. dollar F1

General loans A1 C9† (see also Chartered bank assets)
Gold, holdings I2
Government expenditures, national accounts A1 G1† H2† H3† H4†
Government of Canada, net financing requirement G1
Government of Canada securities
Currency G4
Details, new issues and retirements G2
Details, outstanding issues G3
Distribution of holdings G4 G5
General public holdings G4 G5 G6
Gross new issues, retirements F8 G2
Net new issues by area of placement F5 F6 F7
Outstanding G4
Prices and yields A1 F1
Term to maturity G6 G7
Type of instrument G6 G7
Gross domestic product
Current dollars A1 H2†
Constant dollars A1 H3†
Non-farm A1 H5†
Gross national expenditure
Current dollars A1 H2†
Constant dollars A1 H3†
GDP implicit price indexes A1 H4†
Guaranteed investment certificate (GIC) rate F1

Hours worked H13
Household credit E1†
Housing
Construction H2† H3† H4† H10†
Starts A1 H10†
Vacancies H10†

Imports A1 J2† J4†
Commodity classification J7† J9†
Geographic classification J4†
National accounts H2† H3† H4†
Prices and volumes J5† J9†
Income tax revenues, federal
Personal G1
Corporate G1
Indirect taxes, less subsidies G2 H2†
Industrial production A1 H13†
Industry, bank loans by sector C8
Interest, dividend receipts/payments, international J2†
Interest rates F1

Compte courant, balance des paiements A1 J1 J2†
Comptes nationaux H2† H3† H4†
Consommation des ménages A1 H2† H3† H4†
Construction H2† H3† H4† H5† H6† H9† H10† H13†
Construction de logements H2† H3† H4† H10†
Construction, logements exclus H2† H3† H4† H13†
Cours du change au comptant I1
Créances affacturées C8
Créances résultant de baux financiers C1 C3 C8
Crédit à la consommation A1 E1† E2†
Crédit aux entreprises E1†
Crédit aux ménages E1†
Crédit hypothécaire à l'habitation E1† E3†
Credit unions D3

Débentures des banques C2 C4 C6
Demande intérieure, stocks non compris A1 H2† H3† H4†
Démographie H1
Dépense nationale brute
En dollars constants A1 H3†
En dollars courants A1 H2†
Dépenses publiques, comptes nationaux A1 G1† H2†H3† H4†
Dépôts à intérêt quotidien C2 C6
Dépôts à terme et à préavis C2 C9†
Taux F1
Dépôts à vue C2 C4 C6 C9†
Dépôts d'épargne des particuliers C2 C4 C9†
Répartition régionale C6
Dépôts sujets aux réserves, banques à charte C10
Dollar É.-U. en dollars canadiens A1 I1
Dollar É.-U., report ou déport F1
Droits de tirage spéciaux (DTS)
Allocation J1
Avoirs I2
Évaluation I1

Effets pris en pension B1 B2 F2
Emploi A1 H7† H8† H9
Excédent ou déficit budgétaire, gouvernement canadien A2
Exportations A1 J2† J4†
Comptes nationaux H2† H3† H4†
Prix et volume J5† J8†
Répartition par catégorie de produits J6† J8†
Répartition par destination J4†

Fabrication
Accords salariaux H12
Commandes H13†
Emploi H9
Expéditions H13†
Gains hebdomadaires et horaires H12
Nombre d'heures de travail par semaine H13
Production A1 H5†
Formation brute de capital fixe A1 H2† H3† H4†

Gains, entreprises manufacturières H12
Gouvernement canadien, besoins nets de trésorerie G1

Heures travaillées H13

Importations A1 J2† J4†
Catégories selon la provenance J4†
Comptes nationaux H2† H3† H4†
Prix et volume J5† J9†
Répartition par catégorie de produits J7† J9†
Impôt sur le revenu, gouvernement canadien
Entreprises G1
Particuliers G1
Impôts indirects, moins subventions G1 H2†
Indice des bénéfices par unité produite H12†
Indice des prix à la consommation (IPC) A1 H11
Indices des coûts unitaires de main-d'oeuvre H12†
Intérêts et dividendes, balance des paiements J2†
Investissement, machines et équipement H2† H3† H4†

Lignes de crédit G4 G5 G6 G7
Logements
Construction H2† H3† H4† H10†
Logements inoccupés H10†
Mises en chantier A1 H10†
Loyer de l'argent (voir taux d'intérêt)

Marché monétaire F2
Masse monétaire (voir agrégats monétaires)
Monnaie hors banques E1†

Obligations
Cours et taux de rendement A1 F1
Émissions et remboursements F5 G2
Titres placés à l'étranger F7
Titres placés au Canada F6
Gouvernement canadien F8 G2
Provinces et municipalités F8 F9
Sociétés F10 F11
Encours G4 G5 G6 G7
Obligations d'épargne du Canada
Avoirs du public G1 G4 G5 G6 G7
Émissions nettes F6
Prêts bancaires destinés à l'achat d'O.E.C. C1 C3
Obligations des municipalités
Émissions et remboursements F9
Placements F5 F6 F7
Obligations des provinces
Émissions et remboursements F5 F6 F7 F8
Taux de rendement F1

International reserves (see Official international reserves)
Inventories A1 H2† H3† H13†
Investment dealers' inventories D6
Investment, fixed A1 H2† H3† H4†
Investment funds D7
Investment income H2†

Labour disputes, time lost H13
Labour force A1 H7† H8†
Labour income A1 H2† H13†
Leasing receivables C1 C3 C8
Lending rates, chartered banks F1
Life insurance companies, investments D5
Liquid assets, chartered banks C1 C3 C9†
Liquid asset ratio, chartered banks A1 C1
Loans, chartered banks C1 C3 C9†
  Authorization, business loans C5 C7
  Classification of loans C8
  Mortgage loans C1 C3 C5
  Regional distribution C5

Machinery and equipment investment H2† H3† H4†
Manufacturers' inventories A1 H13†
Manufacturing
  Earnings, hourly and weekly H12
  Employment H9
  Orders H13†
  Production A1 H5†
  Shipments H13†
  Wage settlements H12
  Weekly hours H13
Merchandise trade (see Exports and Imports)
Merchandise trade balance A1 J1 J2† J4† J5†
Monetary aggregates (M1, M1A, M2, M3) A1 E1†
Money market F2
Money supply (see Monetary aggregates)
Mortgage credit, residential E1† E3†
Mortgage loan rate F1
Mortgage loan companies D1 D2
Mortgage loans H10†
  Chartered banks C1 C3 C5
  Credit unions and caisses populaires D3
  Investment funds D7
  Life insurance companies D5
  Sales finance and consumer loan companies D4
  Trust and mortgage loan companies D1 D2
Municipal bonds
  Issues and retirements F9
  Placements F5 F6 F7

National accounts H2† H3† H4†
National income H2†
Non-budgetary transactions, Government of Canada G1
Non-resident holdings of Canadian assets, change in J3
Non-residential construction H2† H3† H4† H13†
Notes in circulation B1 B2

Official international reserves A1 I2
Overnight money market rate F1

Participation rate H7†
Passenger car sales A1 H13†
Personal expenditures A1 H2† H3† H4†
Personal loans, chartered banks C1 C8
  Regional C5
Personal savings deposits C2 C4 C9†
  Regional C6
Population H1
Prices
  Consumer A1 H11
  Export J5† J8†
  GDP implicit H4†
  Import J5† J9†
  Industry selling H12
  Raw materials H12
  Stock market F4
Primary reserves, chartered banks C10
Prime business loan rate F1
Prime rate, U.S. F1
Profits A1 H2† H12†
Production, industrial A1 H13†
Provincial bonds
  Issues F5 F6 F7 F8
  Retirements F8
  Yields F1
Purchase and resale agreements B1 B2 F2

Regional distribution, bank assets C5
  Bank liabilities C6
Reserves and ratios, chartered banks C10
Reserves, foreign exchange (see Official international reserves)
Residential construction H2† H3† H4† H10†
Residential mortgage activity H10†
Residential mortgage credit E1† E3†
Retail trade A1 H13†

Sales finance and consumer loan companies D4
  Paper F3

Obligations des sociétés
  Émissions et remboursements F10 F11
  Rendements F1
Opérations de prêt hypothécaire à l'habitation H10†
Opérations non budgétaires, gouvernement canadien G1
Or, avoirs en I2

Papier commercial (voir papier des sociétés)
Papier des sociétés
  Émissions, nettes F5 F6 F7
  Encours F3
  Taux F1
Permis de construire H13†
Placements
  Revenus H2†
  Sociétés D7
Population active A1 H7† H8†
Prêts à vue ou à court terme, banques à charte C1 C3 C5 C11
Prêts à terme C7
Prêts à vue C7
Prêts au jour le jour C1 C3 C5 C10
  Taux F2
Prêts aux entreprises, banques à charte C1 C5 C7 C8 C9†
Prêts bancaires, répartition par branche d'activité C8
Prêts généraux (voir avoirs des banques à charte) A1 C9†
Prêts hypothécaires H10†
  Banques à charte C1 C3 C5
  Compagnies d'assurance-vie D5
  Credit unions et caisses populaires D3
  Sociétés de fiducie ou de prêt hypothécaire D1 D2
  Sociétés de financement ou de prêt à la consommation D4
  Sociétés de placement D7
Prêts personnels, banques à charte C1 C8
  Répartition régionale C5
Prêts, banques à charte C1 C3 C9†
  Prêts hypothécaires C1 C3 C5
  Répartition régionale C5
  Ventilation des prêts aux entreprises, par autorisation C5 C7
  Ventilation des prêts C8
Prises en pension B1 B2 F2
Prix
  Bourse F4
  Consommation A1 H11
  Exportations J5† J8†
  Importations J5† J9†
  Indices synthétiques des prix, PIB H4†
  Matières premières H12
  Prix de vente dans l'industrie H12

Production industrielle A1 H13†
Produit intérieur brut
  En dollars constants A1 H3†
  En dollar courants A1 H2†
  Non agricoles A1 H5†
Produit national brut, consommation, en dollars courants A1 H2†
Provisions pour éventualités, banques à charte C4

Réserves de change (voir réserves officielles de liquidités internationales)
Réserves et coefficients de réserve, banques à charte C10
Réserves excédentaires, banques à charte C10
Réserves officielles de liquidités internationales A1 I2
Réserves primaires, banques à charte C10
Réserves secondaires, banques à charte C10
Réserves-encaisse, banques à charte C10
Revenu national H2†
Revenus des agriculteurs H2† H13
Revenus du travail A1 H2† H13†

Salaires et traitements A1 H2† H12† H13†
Services
  Balance des paiements J1 J2†
  Consommation des ménages H2† H3†
  Emploi H9
  Prix H4† H11
  Production H5†
Sociétés d'investissement à capital fixe D8
Sociétés de fiducie ou de prêt hypothécaire
  Actif et passif D2
  Sociétés liées aux banques à charte D2
Sociétés de financement ou de prêt à la consommation D4
  Papier F3
Sociétés de placement D7
Sociétés de prêt hypothécaire D1 D2
Solde de la balance commerciale A1 J1 J2† J4† J5†
Stocks A1 H2† H3† H13†
  Stocks des courtiers en valeurs mobilières D7
  Stocks des fabricants A1 H13†
  Stocks du secteur agricole H2†

Taux d'activité H7†
Taux d'intérêt F1
Taux d'utilisation des capacités H6
Taux de base des prêts aux entreprises F1
Taux de base, É-U. F1
Taux de change A1 I1
Taux de l'euro-dollar F1
Taux de rendement
  Bons du Trésor A1 F1 F2
  Obligations des provinces F1

Savings deposits (see Personal savings)
Secondary reserves, chartered banks C10
Securities (see also Government of Canada securities)
New issues by Canadian borrowers, net F5 F6 F7
Placed in Canada F6
Placed abroad F7
Placed in U.S. F7
Security yields A1 F1 F4
Services
Balance of payments J1 J2†
Consumer expenditure on H2† H3†
Employment H9
Prices H4† H11
Production H5†
Special Drawing Rights (SDRs)
Allocation J1
Holdings I2
Valuation I1
Statutory deposits, chartered banks C10
Stock market F4
Stocks (see Equities)
Standby credit facilities G4 G5 G6 G7

Term and notice deposits C2 C9†
Rates F1
Term loans C7
Terms of trade J5†
Trade (see Exports and Imports)
Transfers, balance of payments J1 J2†
Transfers, government G1
Travel, foreign payments and receipts J2†
Treasury bills, federal
Distribution of holdings G4
Holdings:
Bank of Canada B1 B2
Chartered banks C1 C3 C10
Other D5 D6 D7 D8 G7
New issues F2 F5 F6
Outstanding F2 F3 G4
Term to maturity G6
Yields A1 F1 F2
Trust and mortgage loan companies
Assets and liabilities D1
Associated with chartered banks D2
GIC rate F1

Unemployment A1 H7† H8†
Unit labour cost index H12†
Unit profit index H12†
U.S. dollar in Canadian dollars A1 I1
U.S. interest rates F1
U.S. stock markets F4

Wage settlements H12
Wages and salaries A1 H2† H12 H13†

Yields
Corporate bonds F1
Government of Canada bonds A1 F1
Provincial bonds F1
Treasury bills A1 F1 F2

Obligations des sociétés F1
Obligations du gouvernement canadien A1 F1
Taux de rendement des titres A1 F1 F4
Taux des «federal funds», É.-U. F1
Taux des avances à un jour F1
Taux des certificats de dépôt, É.-U. F1
Taux des certificats de placement garantis F1
Taux des dépôts bancaires F1
Taux des prêts hypothécaires F1
Taux du papier commercial, É.-U. F1
Taux officiel d'escompte F1 F2
Taux officiel d'escompte, É.-U. F1
Temps perdu par suite de conflits de travail H13
Terme à courir (voir échéance)
Termes de l'échange J5†
Titres (voir aussi titres du gouvernement canadien)
Émissions nettes par des agents économiques canadiens F5 F6 F7
Titres placés à l'étranger F7
Titres placés au Canada F6
Titres placés aux États-Unis F7
Titres du gouvernement canadien
Catégorie d'instrument G6 G7
Cours et taux de rendement A1 F1
Émissions et remboursements G2
Émissions et remboursements bruts F8 G2
Encours G4
Portefeuille du public G4 G5 G7
Répartition des portefeuilles G4 G5
Répartition des titres selon le lieu de placement F5 F6 F7
Répartition selon la monnaie de paiement G4
Terme à courir G6 G7
Titres en circulation G3
Transferts, balance des paiements J1 J2†
Transferts, gouvernement canadien G1
Trésorerie du gouvernement canadien G1

Voitures particulières, ventes A1 H13†
Voyages, paiements et recettes J2†

291

Printed in Canada

Imprimé au Canada

893-49-90-269